


# RL SERIES AC LED DRIVERS

## AC LED DRIVERS: RL LED SERIES

CASE STYLE: M



CASE STYLE: BF



### GENERAL INFORMATION

<b>LED Driver Type</b>	AC LED (Class 2)
<b>Maximum Output Power</b>	60 Watts
<b>Input Voltage</b>	120 VAC $\pm$ 10% 277 VAC $\pm$ 10%
<b>Input Frequency</b>	50/60Hz

### PRODUCT FEATURES

- Multiple units supported per circuit
- Short circuit protection
- Suitable for dry and damp locations
- Withstanding voltage: I/P – O/P 2kVAC
- Surge rating: NEMA SSL1-2010 non-roadway 2.5kV
- Operating temperature range: -20°C to 90°C (measured at Tcase)
- Minimum Load: 2W/120V, 5W/277V
- Wide dimming range\*
- Recommended ELV dimming\*
- Suitable for AC LED or halogen loads

\* 120V only. 277V models are non-dimmable

### PACKAGING INFORMATION

<b>Unit Weight:</b>	2.8 oz
<b>Quantity:</b>	100pc/carton
<b>Carton Weight:</b>	17 lbs 8 oz

### ELECTRICAL SPECIFICATIONS

Output Power	Input Voltage	Input Current	Output Voltage	Max Output Current	Efficiency	Case Style	Hatch Part No.
15W	120 VAC	0.15A	12 VAC	1.3A	90%	M	RL12-15M-LED
	277 VAC	0.065A				BF	RL12-15BF-LED
30W	120 VAC	0.30A	12 VAC	2.5A	90%	M	RL12-30M-LED
	277 VAC	0.13A				BF	RL12-30BF-LED
60W	120 VAC	0.60A	12 VAC	5.0A	90%	M	RL12-60M-LED
	277 VAC	0.26A				BF	RL12-60BF-LED
						M	RL12-60M-LED-277
						BF	RL12-60BF-LED-277

Specifications subject to change without notice

Although Hatch Lighting conducts extensive testing to ensure that all its products perform satisfactorily in the field, site conditions can vary such that untested configurations may exist. We recommend that all customers conduct complete testing of their LED fixture systems to confirm acceptable performance and function.

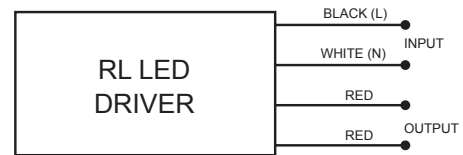
### APPROVALS

- UL 8750 Recognized Component
- RoHS Compliant

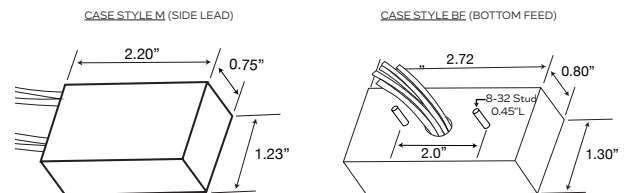


### WIRING INFORMATION

**Input:** 6", Black (L), White (N) 300V 200°C #18AWG  
**Output:** 6", Red (+), Red (-) 300V 200°C #18AWG



### MECHANICAL SPECIFICATIONS



## X-ON Electronics

Largest Supplier of Electrical and Electronic Components

*Click to view similar products for [LED Lighting Drivers](#) category:*

*Click to view products by [Hatch Lighting](#) manufacturer:*

Other Similar products are found below :

[LV5235V-MPB-H](#) [MB39C602PNF-G-JNEFE1](#) [MIC2871YMK-T5](#) [AL1676-10BS7-13](#) [AL1676-20AS7-13](#) [AP5726WUG-7](#) [MX877RTR](#)  
[ICL8201](#) [IS31BL3228B-UTLS2-TR](#) [IS31BL3506B-TTLS2-TR](#) [AL3157F-7](#) [AP5725FDCG-7](#) [AP5726FDCG-7](#) [LV52204MTTBG](#)  
[SLG7NT4082VTR](#) [AP5725WUG-7](#) [STP4CMPQTR](#) [NCL30086BDR2G](#) [CAT4004BHU2-GT3](#) [LV52207AXA-VH](#) [AP1694AS-13](#)  
[TLE4242EJ](#) [AS3688](#) [IS31LT3172-GRLS4-TR](#) [TLD2311EL](#) [KTD2694EDQ-TR](#) [KTZ8864EJAA-TR](#) [IS32LT3174-GRLA3-TR](#)  
[ZXLD1374QESTTC](#) [AL1676-20BS7-13](#) [IS31FL3737B-QFLS4-TR](#) [IS31FL3239-QFLS4-TR](#) [KTD2058EUAC-TR](#) [KTD2037EWE-TR](#)  
[DIO5662ST6](#) [IS31BL3508A-TTLS2-TR](#) [MAX20052CATC/V+](#) [MAX25606AUP/V+](#) [BD6586MUV-E2](#) [BD9206EFV-E2](#) [BD9416FS-E2](#)  
[LYT4227E](#) [LYT6079C-TL](#) [MP3394SGF-P](#) [MP4689AGN-P](#) [MPQ4425AGQB-AEC1-Z](#) [TLD1311ELXUMA1](#) [TLE4309GATMA1](#)  
[MIC2873YCS-TR](#) [TPS92410DR](#)