


OSCILLATOR UNIT WITH HCSL OUTPUT IN SMD 5.0x3.2MM CERAMIC SEAM SEAL PACKAGE.
PRODUCT FEATURES

- Small dimensions 5.0x3.2x1.3 with 6 solder pads.
- Highly reliable seam sealed ceramic package.
- wide frequency range.
- Low jitter and phase noise.
- RoHS compliant, LEAD-FREE and HALOGEN-FREE.

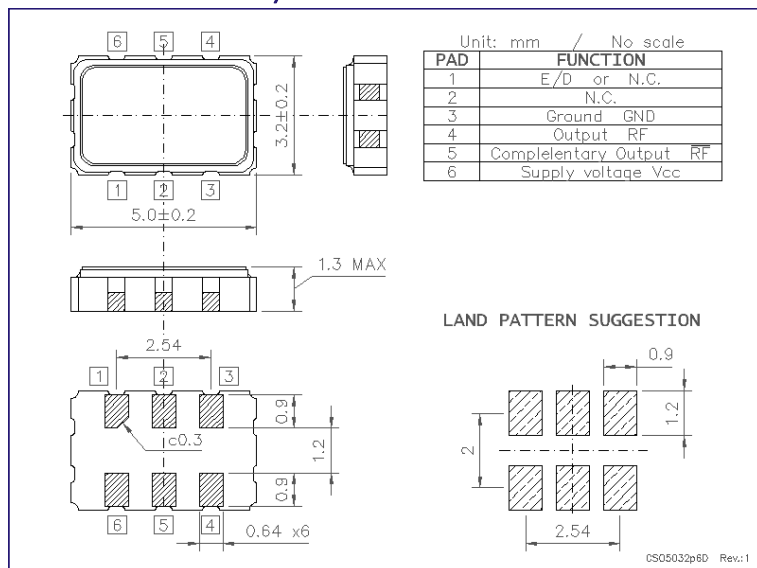
APPLICATIONS

- High speed communication
- Handheld equipment
- Telecom equipment

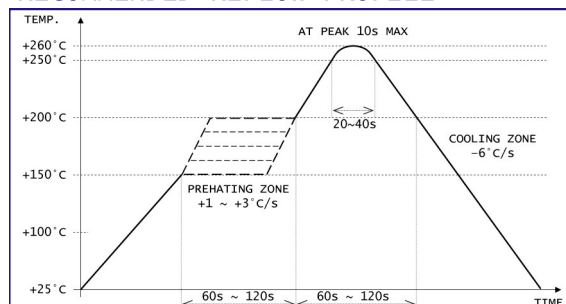
PRODUCT PHOTO (NOT IN SCALE)

PRODUCT SPECIFICATIONS

PARAMETER	1553C6	CONDITIONS / REMARKS
Nominal frequency range	10 ~ 220MHz	Fund., Overtone or PLL
Supply voltage	2.5V _{DC} / 3.3V _{DC}	Other option possible
Supply current	40mA	Maximum, Fund mode lower I _{CC}
Frequency stability	±25ppm / ±50ppm / ±100ppm	See note below.
Operating temperature range	-10 to +70°C or -40 to 85°C	Other options available.
Output waveform and load	HCSL / 50Ω	RL to Ground on each output
Output voltage level HIGH	0.74V	Typical
Output voltage level LOW	0V	Typical
Rise and Fall times	0.5ns	@ 20~80~20%V _{CC}
Symmetry (duty cycle)	45~55%	@ outputs cross point
Phase Jitter RMS	<1ps	Integrated 12kHz≤F _j ≤20MHz

Note: Stability includes frequency deviations at +25°C, over temperature range, due to supply voltage changes, output load changes, shock and vibration.

PACKAGE OUTLINE / DIMENSIONS

PACKAGING INFORMATION

- Tape & Reel compliant to EIA-481.
- Embossed carrier width 12mm.
- Component pitch in carrier 8mm.
- Reel diameter 180mm.
- QTY per reel: 1,000pcs

RECOMMENDED REFLOW PROFILE


X-ON Electronics

Largest Supplier of Electrical and Electronic Components

Click to view similar products for [Standard Clock Oscillators](#) category:

Click to view products by [HCI manufacturer](#):

Other Similar products are found below :

[601252](#) [F335-25](#) [F535L-33.333](#) [F535L-50](#) [NBXHBA019LN1TAG](#) [SiT1602BI-22-33E-50.000000E](#) [SIT8918AA-11-33S-50.000000G](#)
[SM4420TEV-40.0M-T1K](#) [F335-24](#) [F335-40](#) [F535L-10](#) [F535L-12](#) [F535L-24](#) [F535L-27](#) [PE7744DW-100.0M](#) [ASF1-3.686MHZ-N-K-S](#) [ASV-](#)
[4.000MHZ-LCS-T](#) [XO57CTECNA3M6864](#) [601251](#) [SiT8503AI-18-33E-0.200000X](#) [SIT9122AI2C233E300.000000X](#) [9120AC-2D2-](#)
[33E212.500000](#) [9102AI-243N25E100.000000](#) [8208AC-82-18E-25.000000](#) [8008AI-72-XXE-24.545454E](#) [8004AC-13-33E-133.330000X](#) [AS-](#)
[4.9152-16-SMD-TR](#) [ASFL1-48.000MHZ-LC-T](#) [632L3I004M000000](#) [SIT8920AM-31-33E-25.000000](#) [DSC1028DI2-019.2000](#) [9121AC-2C3-](#)
[25E100.000000](#) [9102AI-233N33E100.000000X](#) [9102AI-233N25E200.000000](#) [9102AI-232H25S125.000000](#) [9102AI-133N25E200.000000](#) [9102AC-](#)
[283N25E200.000000](#) [9001AC-33-33E1-30.000000](#) [8103AC-13-33E-12.000000X](#) [3921AI-2CF-33NZ125.000000](#) [5730-1SF](#) [XUN736000.032768I](#)
[ASV-25.000MHZ-ECS-50-T](#) [EC3925ETTTS-100.000M TR](#) [SIT1602BC-83-33E-10.000000Y](#) [8003AI-12-33S-40.000000Y](#) [1602BI-13-33S-](#)
[19.200000E](#) [8208AI-2F-18E-25.000000X](#) [8103AI-83-33E-33.000000X](#) [8208AI-8F-33E-66.666666X](#)