


OSCILLATOR UNIT WITH LVDS OUTPUT IN SMD 5.0x3.2MM CERAMIC SEAM SEAL PACKAGE.
PRODUCT FEATURES

- Small dimensions 5.0x3.2x1.3 with 6 solder pads.
- Highly reliable seam sealed ceramic package.
- wide frequency range.
- Low jitter and phase noise.
- RoHS compliant, LEAD-FREE and HALOGEN-FREE.

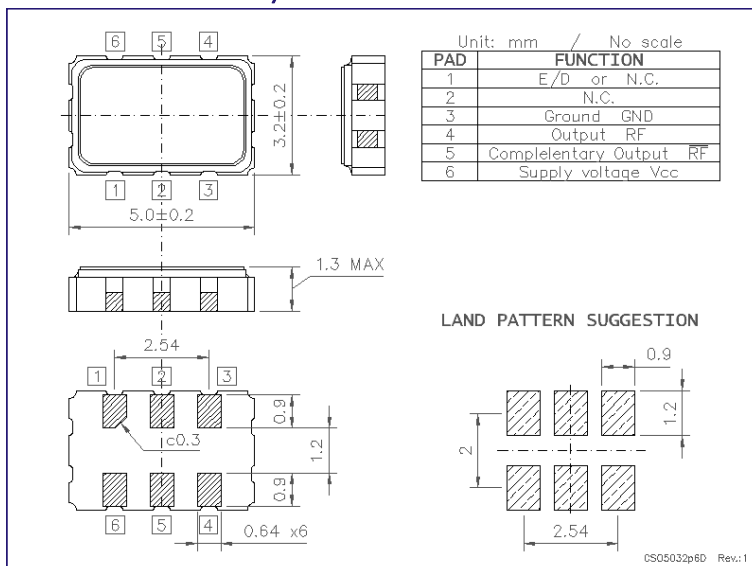
APPLICATIONS

- High speed communication
- Handheld equipment
- Telecom equipment

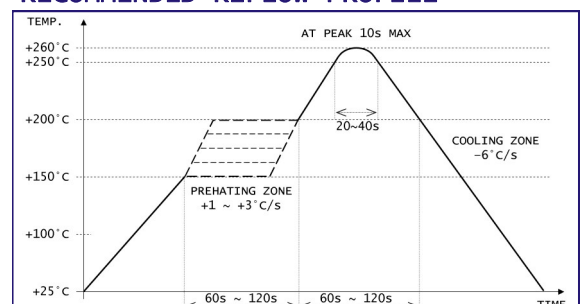
PRODUCT PHOTO (NOT IN SCALE)

PRODUCT SPECIFICATIONS

PARAMETER	C053D6	CONDITIONS / REMARKS
Nominal frequency range	10 ~ 800MHz	Fund., Overtone or PLL
Supply voltage	2.5V _{DC} / 3.3V _{DC}	Other option possible
Supply current	100mA	Maximum, Fund mode lower I _{CC}
Frequency stability	±25ppm / ±50ppm / ±100ppm	See note below.
Operating temperature range	-10 to +70°C or -40 to 85°C	Other options available.
Output waveform and load	LVDS / 100Ω	R _L between outputs
Output voltage level HIGH	1.40V	Typical
Output voltage level LOW	1.10V	Typical
Rise and Fall times	1.5ns	@ 20~80~20%V _{CC}
Symmetry (duty cycle)	45~55%	@ outputs cross point
Phase Jitter RMS	<1ps	Integrated 12kHz≤F _j ≤20MHz

Note: Stability includes frequency deviations at +25°C, over temperature range, due to supply voltage changes, output load changes, shock and vibration.

PACKAGE OUTLINE / DIMENSIONS

PACKAGING INFORMATION

- Tape & Reel compliant to EIA-481.
- Embossed carrier width 12mm.
- Component pitch in carrier 8mm.
- Reel diameter 180mm.
- QTY per reel: 1,000pcs

RECOMMENDED REFLOW PROFILE


X-ON Electronics

Largest Supplier of Electrical and Electronic Components

Click to view similar products for [Standard Clock Oscillators](#) category:

Click to view products by [HCI](#) manufacturer:

Other Similar products are found below :

[601252](#) [F335-25](#) [F535L-33.333](#) [F535L-50](#) [NBXHBA019LN1TAG](#) [SiT1602BI-22-33E-50.000000E](#) [SiT8209AI-32-33E-125.000000](#)
[SIT8918AA-11-33S-50.000000G](#) [SM4420TEV-40.0M-T1K](#) [F335-24](#) [F335-40](#) [F535L-10](#) [F535L-12](#) [F535L-24](#) [F535L-27](#) [PE7744DW-](#)
[100.0M](#) [ASF1-3.686MHZ-N-K-S](#) [ASV-4.000MHZ-LCS-T](#) [XLH735025.000JU4I8](#) [XLP725125.000JU6I8](#) [XO57CTECNA3M6864](#) [601251](#)
[SiT8503AI-18-33E-0.200000X](#) [SIT8918AA-11-33S-16.000000G](#) [SIT9122AI2C233E300.000000X](#) [XO37CTECNA20M](#) [9120AC-2D2-](#)
[33E212.500000](#) [9102AI-243N25E100.000000](#) [8208AC-82-18E-25.000000](#) [8008AI-72-XXE-24.545454E](#) [8004AC-13-33E-133.33000X](#) [AS-](#)
[4.9152-16-SMD-TR](#) [ASFL1-48.000MHZ-LC-T](#) [632L3I004M00000](#) [SIT8920AM-31-33E-25.0000](#) [9121AC-2C3-25E100.000000](#) [9102AI-](#)
[233N33E100.00000X](#) [9102AI-233N25E200.000000](#) [9102AI-232H25S125.000000](#) [9102AI-133N25E200.000000](#) [9102AC-283N25E200.000000](#)
[9001AC-33-33E1-30.0000](#) [8103AC-13-33E-12.00000X](#) [3921AI-2CF-33NZ125.000000](#) [5730-1SF](#) [XUN736000.032768I](#) [EC3925ETTTTS-](#)
[100.000M TR](#) [SIT1602BC-83-33E-10.000000Y](#) [8003AI-12-33S-40.00000Y](#) [1602BI-13-33S-19.200000E](#)