


**OSCILLATOR UNIT WITH CMOS OUTPUT IN SMD 5.0x3.2mm CERAMIC SEAM SEAL PACKAGE.**
**PRODUCT FEATURES**

- Small dimensions 5.0x3.2x1.2 with 4 solder pads.
- Tight stabilities over temperature range.
- Tri-state enable/ disable function (pad 1).
- Automotive compliance to AEC-Q200 available.
- ROHS compliant, LEAD-FREE, HALOGEN-FREE and REACH compliant.

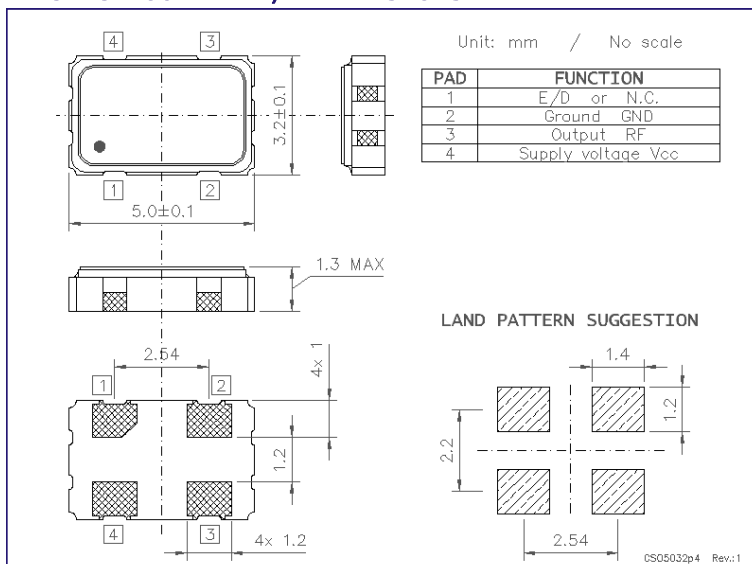
**APPLICATIONS**

- WiFi / WLAN / Ethernet / GPS
- Notebook
- Mobil phone
- DSC / PDA

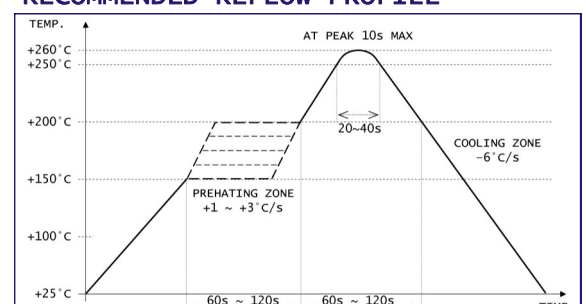
**PRODUCT PHOTO (NOT IN SCALE)**

**PRODUCT SPECIFICATIONS**

PARAMETER	SUPPLY VOLTAGE			REMARKS
	1.8V	2.5V	3.3V	
Frequency range	0.137~135MHz	0.137~160MHz	0.137~160MHz	32.768kHz available
Frequency stability	±20ppm / ±25ppm / ±50ppm			See note below
Operating temperature range	-10 to +60°C / -20 to +70°C / -40 to +85°C			Options up to +125°C
Aging first year	±3.0ppm			@+25°C
Supply current	7~15mA	8~18mA	10~20mA	1~40~75MHz @15pF
	25mA	30mA	35mA	≥75~135MHz @15pF
	---	40mA	45mA	≥135MHz @15pF
Output waveform and load	LVCMOS 15pF			30pF optional
Output voltage level HIGH	1.62V	2.25V	2.97V	Minimum
Output voltage level LOW	0.18V	0.25V	0.33V	Maximum
Rise and Fall times	5ns	5ns	5ns	1~100MHz @10~90% of V <sub>CC</sub>
	3ns	3ns	3ns	≥100MHz @10~90% of V <sub>CC</sub>
Symmetry (duty cycle)	45~55% or 40~60%			@ 50%V <sub>CC</sub>
Phase jitter RMS	<1ps			12kHz≤F <sub>j</sub> ≤20MHz

Note: Stability includes frequency deviations at +25°C, over temperature range, due to supply voltage

**PACKAGE OUTLINE / DIMENSIONS**

**PACKAGING INFORMATION**

- Tape & Reel compliant to EIA-481.
- Embossed carrier width 12mm.
- Component pitch in carrier 8mm.
- Reel diameter 180mm.
- QTY per reel: 1,000pcs

**RECOMMENDED REFLOW PROFILE**


## X-ON Electronics

Largest Supplier of Electrical and Electronic Components

*Click to view similar products for [Standard Clock Oscillators](#) category:*

*Click to view products by [HCI](#) manufacturer:*

Other Similar products are found below :

[601252](#) [F335-25](#) [F535L-33.333](#) [F535L-50](#) [ASV-20.000MHZ-LR-T](#) [MXO45HS-2C-66.6666MHZ](#) [SiT1602BI-22-33E-50.000000E](#)  
[SiT8209AI-32-33E-125.000000](#) [SIT8918AA-11-33S-50.000000G](#) [SM4420TEV-40.0M-T1K](#) [F335-24](#) [F335-40](#) [F535L-10](#) [F535L-12](#) [F535L-](#)  
[16](#) [F535L-24](#) [F535L-27](#) [F535L-48](#) [PE7744DW-100.0M](#) [ASF1-3.686MHZ-N-K-S](#) [ASV-4.000MHZ-LCS-T](#) [XLH735025.000JU4I8](#)  
[XLP725125.000JU6I8](#) [XO57CTECNA3M6864](#) [ECS-2100A-147.4](#) [601251](#) [EP16E7E2H26.000MTR](#) [SiT8503AI-18-33E-0.200000X](#)  
[SIT8918AA-11-33S-16.000000G](#) [SIT9122AI2C233E300.000000X](#) [XO37CTECNA20M](#) [XO3003](#) [9120AC-2D2-33E212.500000](#) [9102AI-](#)  
[243N25E100.00000](#) [8208AC-82-18E-25.00000](#) [ASDK2-32.768KHZ-LR-T3](#) [8008AI-72-XXE-24.545454E](#) [8004AC-13-33E-133.33000X](#) [AS-](#)  
[4.9152-16-SMD-TR](#) [ASFL1-48.000MHZ-LC-T](#) [632L3I004M00000](#) [SIT8920AM-31-33E-25.0000](#) [DSC1028DI2-019.2000](#) [9121AC-2C3-](#)  
[25E100.00000](#) [9102AI-233N33E100.00000X](#) [9102AI-233N25E200.00000](#) [9102AI-232H25S125.00000](#) [9102AI-133N25E200.00000](#) [9102AC-](#)  
[283N25E200.00000](#) [9001AC-33-33E1-30.000](#)