



江苏浩都频率科技有限公司  
JIANGSU HD-CRYSTAL TECHNOLOGY CO., LTD

## Specifications For Product

TYPE : Quartz Crystal Oscillator  
SPEC : QMEMS7050/75.000M/3.3V/±30PPM  
P/N : 8P075000301  
VER : A/1

R&D APPR. SIGNATURED			DEPT. 
ISSUE	CHECK	APPROVAL	
吴佳斌	程心婷	王秋贞	

Jiangsu HD-Crystal technology CO., Ltd

Add: NO 3, Dongxu Road, Lingang City, Jiangyin, Jiangsu Procince

Tel : +86 510 86680199

Fax : +86 510 86680699



---


## Product Description

---

### 8P075000301

#### 1. Scope:

- 1.1 This specification applies to the RoHS crystal oscillator with a frequency of 75.000MHz which will be used in electronic equipment.



#### 2. Construction:

- 2.1 Oscillators series: QMEMS7050 8P series  
2.2 Package: SMD 7.0×5.0

#### 3. Electrical Characteristics

- |      |   |   |
|------|---|---|
| 3.1  | Nominal Frequency:  | 75.000MHz                               |
| 3.2  | Frequency Stability:<br>(incl. 25°C tolerance, tolerance over<br>operating temperature range, input voltage<br>change, load change, 1 year aging) | ±30ppm                                  |
| 3.3  | Aging:  | ±3ppm/year Max                          |
| 3.4  | Operating Temperature Range:  | -40 to + 85°C                           |
| 3.5  | Storage Temperature Range:  | -55 to +125°C                           |
| 3.6  | Input Voltage ( $V_{DD}$ ):   | +3.3Vdc±10%                             |
| 3.7  | Input Current ( $I_{DD}$ ):   | 36mA max                                |
| 3.8  | Output Waveform:  | CMOS                                    |
| 3.9  | Output Symmetry:  | 45%~55%                                 |
| 3.10 | Rise/Fall Time:   | 5ns max                                 |
| 3.11 | Output Voltage $V_{OL}$ :   | 10%VDD                                  |
|      | $V_{OH}$ :  | 90%VDD                                  |
| 3.12 | Output Load:  | 15pF                                    |
| 3.13 | Output State Control:   | Enable/disable                          |
| 3.14 | Start-up Time:  | 5ms max                                 |
| 3.15 | Standby current:  | 10µA max                                |
| 3.16 | Phase Jitter (rms):   | 1ps rms max 12kHz to 20MHz max          |
| 3.17 | Oscillation mode:   | Fundamental                             |
| 3.18 | Others:   | Not recommended for safety applications |

## Reliability Specification

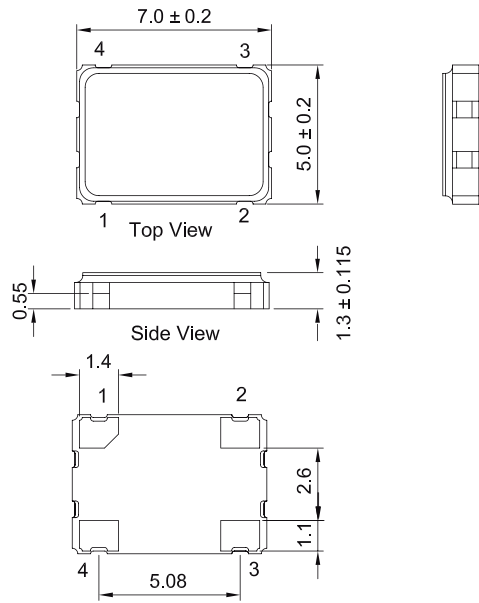
NO.	ITEM	SPECIFICATION	TEST METHOD
4.1	Temperature Cycle (GB/T 2423.22-2002, Method Nb)	Frequency change after test $\leq\pm$ 5ppm.	10 cycles from -55°C to 125°C. Measurement taken after DUT being left at room temperature for 24 $\pm$ 2 hours.
4.2	Low Temperature Storage (GB/T 2423.1-2001, Method Aa)	Frequency change after test $\leq\pm$ 5ppm.	Spending 72 hrs at -55°C $\pm$ 3°C constant temperature. Measurement taken after DUT being left at room temperature for 24 $\pm$ 2 hours.
4.3	High Temperature Storage (GB/T 2423.2-2001, Method Ba)	Frequency change after test $\leq\pm$ 5ppm.	Spending 72 hrs at 125°C $\pm$ 3°C constant temperature. Measurement taken after DUT being left at room temperature for 24 $\pm$ 2 hours.
4.4	Humidity (GB/T 2423.3-2006, Method Cab)	Frequency change after test $\leq\pm$ 5ppm.	Spending 96 hrs at 40 °C $\pm$ 3 °C, with 90 $\pm$ 3% R.H. Measurement taken after DUT being left at room temperature for 24 $\pm$ 2 hours.
4.5	Vibration (GB/T 2423.10-1995, Method Fc)	Frequency change after test $\leq\pm$ 5ppm.	Apply 0.75mm vibration at sweep frequency 10~500 Hz, for 2h. 10 cycles in each direction of 3 axis. Measurement taken after 1 hour.
4.6	Shock (GB/T 2423.5-1995, Method Ea)	Frequency change after test $\leq\pm$ 5ppm. No visible damages.	Peak 1000m/s <sup>2</sup> , normal width 6ms half sine wave form, 3.7m/s, 3 perpendicular axis of samples, 3 cycles / direction, total 18 cycles. Measurement taken after 1 hour.
4.7	Drop (GB/T 2423.8-1995, Method Ed)	Frequency change after test $\leq\pm$ 5ppm. No visible damages.	Free drop to the wooden plate from 1.0 m heights for 3 times.
4.8	Solderability (GB/T 2423.28-2005, Method Tc)	Terminals shall be covered more than 95% with solder.	In 245 $\pm$ 5°C solder bath for 2 $\pm$ 0.5 seconds. There is no need to do functioned test. 8-12X magnifier.
4.9	Terminal Strength (JIS-C-6429 Method 1 & 2 )	No visible damage	Mount on a glass-epoxy board (100x50x1.6mm), then bend to 2mm displacement (velocity 1mm/sec) and keep for 5 seconds. or pulling force 0.5 kg for at least 60 seconds.
4.10	Resistance to Soldering Heat (GB/T 2423.28-2005, Test Tb Method 1B)	Frequency change after test $\leq\pm$ 5ppm.	Passed through the re-flow oven under the following condition. Preheat to 150°C $\pm$ 5°C for 60 to 120sec, and peak 265°C $\pm$ 5°C for 10s $\pm$ 3sec. Measurement taken after DUT being left at room temperature for at 24 $\pm$ 2 hours.
4.11	OTHERS		



---

## Package Outline Dimensions

---

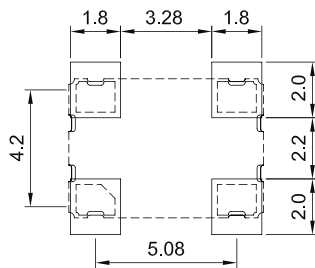


PAD FUNCTION:  
1: ENABLE CONTROL  
2: GND  
3: OUT  
4: VDD

---

## Suggested Pad Layout

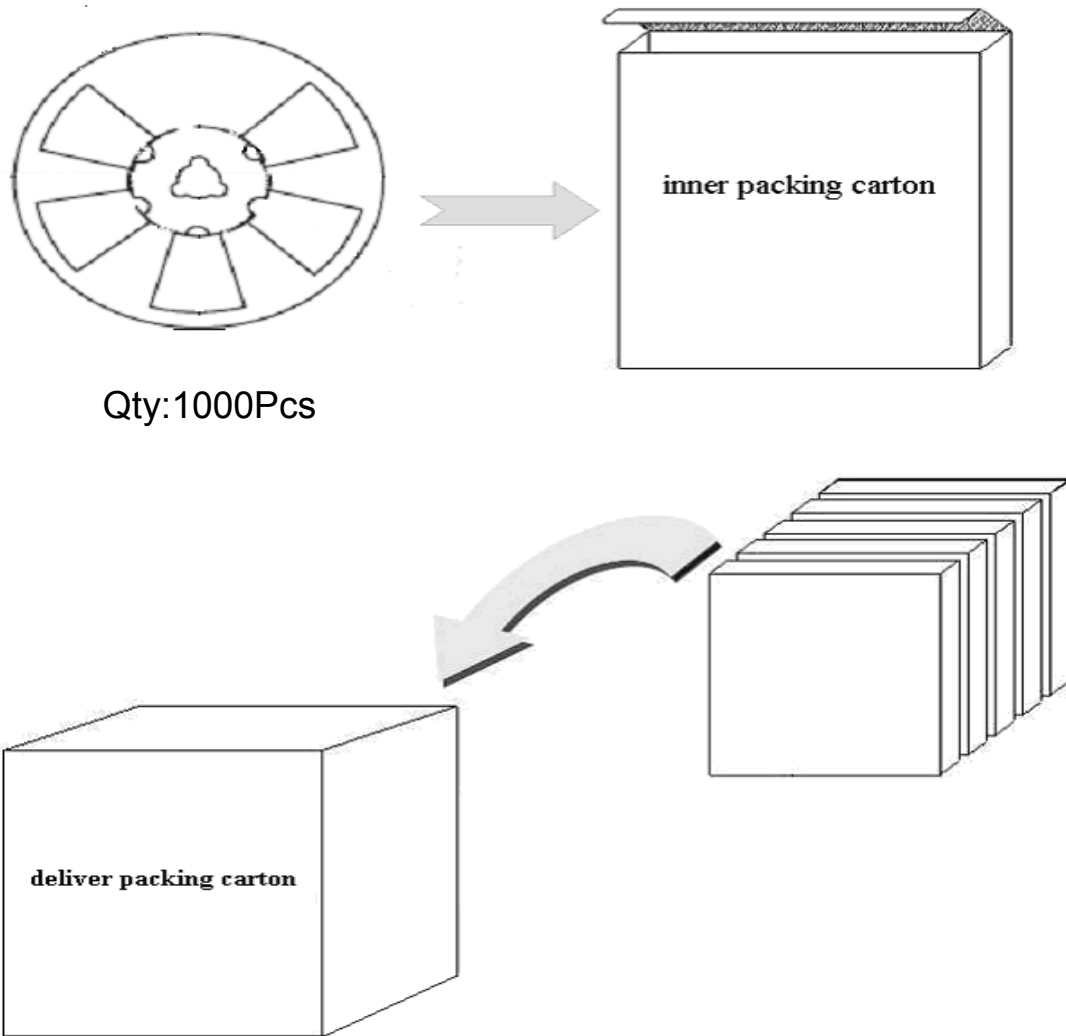
---



---

## Packing Specification

---



## X-ON Electronics

Largest Supplier of Electrical and Electronic Components

*Click to view similar products for [Standard Clock Oscillators](#) category:*

*Click to view products by [HD-Crystal](#) manufacturer:*

Other Similar products are found below :

[601252](#) [F335-25](#) [F535L-33.333](#) [F535L-50](#) [NBXHBA019LN1TAG](#) [SiT1602BI-22-33E-50.000000E](#) [SIT8918AA-11-33S-50.000000G](#)  
[SM4420TEV-40.0M-T1K](#) [F335-24](#) [F335-40](#) [F535L-10](#) [F535L-12](#) [F535L-24](#) [F535L-27](#) [PE7744DW-100.0M](#) [ASF1-3.686MHZ-N-K-S](#) [ASV-](#)  
[4.000MHZ-LCS-T](#) [XO57CTECNA3M6864](#) [601251](#) [SiT8503AI-18-33E-0.200000X](#) [SIT9122AI2C233E300.000000X](#) [9120AC-2D2-](#)  
[33E212.500000](#) [9102AI-243N25E100.000000](#) [8208AC-82-18E-25.000000](#) [8008AI-72-XXE-24.545454E](#) [8004AC-13-33E-133.330000X](#) [AS-](#)  
[4.9152-16-SMD-TR](#) [ASFL1-48.000MHZ-LC-T](#) [632L3I004M000000](#) [SIT8920AM-31-33E-25.000000](#) [DSC1028DI2-019.2000](#) [9121AC-2C3-](#)  
[25E100.000000](#) [9102AI-233N33E100.000000X](#) [9102AI-233N25E200.000000](#) [9102AI-232H25S125.000000](#) [9102AI-133N25E200.000000](#) [9102AC-](#)  
[283N25E200.000000](#) [9001AC-33-33E1-30.000000](#) [8103AC-13-33E-12.000000X](#) [3921AI-2CF-33NZ125.000000](#) [5730-1SF](#) [XUN736000.032768I](#)  
[ASV-25.000MHZ-ECS-50-T](#) [EC3925ETTTTS-100.000M TR](#) [SIT1602BC-83-33E-10.000000Y](#) [8003AI-12-33S-40.000000Y](#) [1602BI-13-33S-](#)  
[19.200000E](#) [8208AI-2F-18E-25.000000X](#) [8103AI-83-33E-33.000000X](#) [8208AI-8F-33E-66.666666X](#)