

### Ratchet P-Clamp

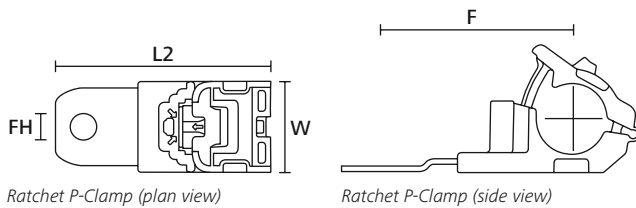
The Ratchet P-Clamp family offers versatility when managing wires, cables and hoses. The robust design and durable materials make it ideal for heavy duty applications, both in- and outdoors. The one-piece adjustable clamp can be closed by hand to the desired diameter. The release feature provides easy and nondestructive removal of cables simply by using a flat-head screwdriver. This nondestructive release allows the clamp to be reused without removing or replacing any bolts or screws. The Ratchet P-Clamp is offered in four sizes and multiple mounting configurations.

#### Features and benefits

- One-piece ratchet closure design allows for easy installation during pre- or final assembly
- Multiple configurations handle a wide range of diameters and applications, reducing part inventory
- Clamp interior is designed to guide and center bundle to reduce pinching
- Easy release feature allows for quick adjustments and maintenance
- Impact modified, heat and UV stabilized PA66 provides long-term durability, in- and outdoors
- Steel mounting plate tolerates high torque mounting and is treated to resist chemicals and salt spray



Ratchet P-Clamp - A more versatile way to mount and clamp cables.



Ratchet P-Clamp (plan view)

Ratchet P-Clamp (side view)



Material specification please see page 22.

For bundle diameters from 6.2 mm to 13.7 mm

PART DESCRIPTION	Width (W)	Length (L2)	Bundle Ø min.	Bundle Ø max.	Hole Ø (FH)	Fixing Hole Centres (F)	Variant
RCA90SM6-PA66HIRHSUV/ST/ZN-BK	34.9	68.8	6.2	13.7	6.5	24.9	Short
RCA90SM8-PA66HIRHSUV/ST/ZN-BK	34.9	68.8	6.2	13.7	8.31	24.9	Short
RCA90SM10-PA66HIRHSUV/ST/ZN-BK	34.9	68.8	6.2	13.7	10.29	24.9	Short
RCA90SM12-PA66HIRHSUV/ST/ZN-BK	34.9	68.8	6.2	13.7	12.95	24.9	Short
RCA30SM6-PA66HIRHSUV/ST/ZN-BK	34.9	78.5	6.2	13.7	6.5	47.7	Short
RCA30SM8-PA66HIRHSUV/ST/ZN-BK	34.9	78.5	6.2	13.7	8.31	47.7	Short
RCA30SM10-PA66HIRHSUV/ST/ZN-BK	34.9	78.5	6.2	13.7	10.29	47.7	Short
RCA30SM12-PA66HIRHSUV/ST/ZN-BK	34.9	78.5	6.2	13.7	12.95	47.7	Short
RCA180SM6-PA66HIRHSUV/ST/ZN-BK	34.9	83.1	6.2	13.7	6.5	50.5	Short
RCA180SM8-PA66HIRHSUV/ST/ZN-BK	34.9	83.1	6.2	13.7	8.31	50.5	Short
RCA180SM10-PA66HIRHSUV/ST/ZN-BK	34.9	83.1	6.2	13.7	10.29	50.5	Short
RCA180SM12-PA66HIRHSUV/ST/ZN-BK	34.9	83.1	6.2	13.7	12.95	50.5	Short
RCA15SM6-PA66HIRHSUV/ST/ZN-BK	34.9	86.9	6.2	13.7	6.5	54.7	Short
RCA15SM8-PA66HIRHSUV/ST/ZN-BK	34.9	86.9	6.2	13.7	8.31	54.7	Short
RCA15SM10-PA66HIRHSUV/ST/ZN-BK	34.9	86.9	6.2	13.7	10.29	54.7	Short
RCA15SM12-PA66HIRHSUV/ST/ZN-BK	34.9	86.9	6.2	13.7	12.95	54.7	Short
RCA90LM6-PA66HIRHSUV/ST/ZN-BK	34.9	96.8	6.2	13.7	6.5	24.9	Long
RCA90LM8-PA66HIRHSUV/ST/ZN-BK	34.9	96.8	6.2	13.7	8.31	24.9	Long
RCA90LM10-PA66HIRHSUV/ST/ZN-BK	34.9	96.8	6.2	13.7	10.29	24.9	Long

All dimensions in mm. Subject to technical changes.



## Ratchet P-Clamp

For bundle diameters from 6.2 mm to 13.7 mm

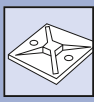
PART DESCRIPTION	Width (W)	Length (L2)	Bundle Ø min.	Bundle Ø max.	Hole Ø (FH)	Fixing Hole Centres (F)	Variant
RCA90LM12-PA66HIRHSUV/ST/ZN-BK	34.9	96.8	6.2	13.7	12.95	24.9	Long
RCA30LM6-PA66HIRHSUV/ST/ZN-BK	34.9	103.2	6.2	13.7	6.5	72.4	Long
RCA30LM8-PA66HIRHSUV/ST/ZN-BK	34.9	103.2	6.2	13.7	8.31	72.4	Long
RCA30LM10-PA66HIRHSUV/ST/ZN-BK	34.9	103.2	6.2	13.7	10.29	72.4	Long
RCA30LM12-PA66HIRHSUV/ST/ZN-BK	34.9	103.2	6.2	13.7	12.95	72.4	Long
RCA180MM6-PA66HIRHSUV/ST/ZN-BK	34.9	105.1	6.2	13.7	6.5	72.5	Medium
RCA180MM8-PA66HIRHSUV/ST/ZN-BK	34.9	105.1	6.2	13.7	8.31	72.5	Medium
RCA180MM10-PA66HIRHSUV/ST/ZN-BK	34.9	105.1	6.2	13.7	10.29	72.5	Medium
RCA180MM12-PA66HIRHSUV/ST/ZN-BK	34.9	105.1	6.2	13.7	12.95	72.5	Medium
RCA180LM6-PA66HIRHSUV/ST/ZN-BK	34.9	134.1	6.2	13.7	6.5	101.5	Long
RCA180LM8-PA66HIRHSUV/ST/ZN-BK	34.9	134.1	6.2	13.7	8.31	101.5	Long
RCA180LM10-PA66HIRHSUV/ST/ZN-BK	34.9	134.1	6.2	13.7	10.29	101.5	Long
RCA180LM12-PA66HIRHSUV/ST/ZN-BK	34.9	134.1	6.2	13.7	12.95	101.5	Long

All dimensions in mm. Subject to technical changes.

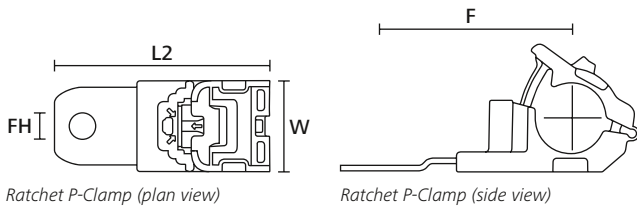
For bundle diameters from 12.7 mm to 19.5 mm

PART DESCRIPTION	Width (W)	Length (L2)	Bundle Ø min.	Bundle Ø max.	Hole Ø (FH)	Fixing Hole Centres (F)	Variant
RCB90SM6-PA66HIRHSUV/ST/ZN-BK	34.9	68.8	12.7	19.5	6.5	26.7	Short
RCB90SM8-PA66HIRHSUV/ST/ZN-BK	34.9	68.8	12.7	19.5	8.31	26.7	Short
RCB90SM12-PA66HIRHSUV/ST/ZN-BK	34.9	68.8	12.7	19.5	12.95	26.7	Short
RCB30SM6-PA66HIRHSUV/ST/ZN-BK	34.9	78.5	12.7	19.5	6.5	48.8	Short
RCB30SM8-PA66HIRHSUV/ST/ZN-BK	34.9	78.5	12.7	19.5	8.31	48.8	Short
RCB30SM10-PA66HIRHSUV/ST/ZN-BK	34.9	78.5	12.7	19.5	10.29	48.8	Short
RCB30SM12-PA66HIRHSUV/ST/ZN-BK	34.9	78.5	12.7	19.5	12.95	48.8	Short
RCB180SM6-PA66HIRHSUV/ST/ZN-BK	34.9	83.1	12.7	19.5	6.5	52.8	Short
RCB180SM8-PA66HIRHSUV/ST/ZN-BK	34.9	83.1	12.7	19.5	8.31	52.8	Short
RCB180SM12-PA66HIRHSUV/ST/ZN-BK	34.9	83.1	12.7	19.5	12.95	52.8	Short
RCB15SM6-PA66HIRHSUV/ST/ZN-BK	34.9	86.9	12.7	19.5	6.5	56.5	Short
RCB15SM8-PA66HIRHSUV/ST/ZN-BK	34.9	86.9	12.7	19.5	8.31	56.5	Short
RCB15SM10-PA66HIRHSUV/ST/ZN-BK	34.9	86.9	12.7	19.5	10.29	56.5	Short
RCB15SM12-PA66HIRHSUV/ST/ZN-BK	34.9	86.9	12.7	19.5	12.95	56.5	Short
RCB90LM6-PA66HIRHSUV/ST/ZN-BK	34.9	96.8	12.7	19.5	6.5	26.7	Long
RCB90LM8-PA66HIRHSUV/ST/ZN-BK	34.9	96.8	12.7	19.5	8.31	26.7	Long
RCB90LM10-PA66HIRHSUV/ST/ZN-BK	34.9	96.8	12.7	19.5	10.29	26.7	Long
RCB90LM12-PA66HIRHSUV/ST/ZN-BK	34.9	96.8	12.7	19.5	12.95	26.7	Long
RCB30LM6-PA66HIRHSUV/ST/ZN-BK	34.9	103.2	12.7	19.5	6.5	73.5	Long
RCB30LM8-PA66HIRHSUV/ST/ZN-BK	34.9	103.2	12.7	19.5	8.31	73.5	Long
RCB30LM10-PA66HIRHSUV/ST/ZN-BK	34.9	103.2	12.7	19.5	10.29	73.5	Long
RCB30LM12-PA66HIRHSUV/ST/ZN-BK	34.9	103.2	12.7	19.5	12.95	73.5	Long
RCB180MM6-PA66HIRHSUV/ST/ZN-BK	34.9	105.1	12.7	19.5	6.5	74.8	Medium
RCB180MM8-PA66HIRHSUV/ST/ZN-BK	34.9	105.1	12.7	19.5	8.31	74.8	Medium
RCB180MM10-PA66HIRHSUV/ST/ZN-BK	34.9	105.1	12.7	19.5	10.29	74.8	Medium
RCB180MM12-PA66HIRHSUV/ST/ZN-BK	34.9	105.1	12.7	19.5	12.95	74.8	Medium

All dimensions in mm. Subject to technical changes.



### Ratchet P-Clamp



Ratchet P-Clamp (plan view)

Ratchet P-Clamp (side view)



Material specification please see page 22.

For bundle diameters from 12.7 mm to 19.5 mm

PART DESCRIPTION	Width (W)	Length (L2)	Bundle Ø min.	Bundle Ø max.	Hole Ø (FH)	Fixing Hole Centres (F)	Variant
RCB180LM6-PA66HIRHSUV/ST/ZN-BK	34.9	134.1	12.7	19.5	6.5	103.8	Long
RCB180LM8-PA66HIRHSUV/ST/ZN-BK	34.9	134.1	12.7	19.5	8.31	103.8	Long
RCB180LM10-PA66HIRHSUV/ST/ZN-BK	34.9	134.1	12.7	19.5	10.29	103.8	Long
RCB180LM12-PA66HIRHSUV/ST/ZN-BK	34.9	134.1	12.7	19.5	12.95	103.8	Long
RCB180SM10-PA66HIRHSUV/ST/ZN-BK	34.9	83.1	12.7	19.5	10.29	52.8	Short
RCB90SM10-PA66HIRHSUV/ST/ZN-BK	34.9	68.8	12.7	19.5	10.29	26.7	Short

All dimensions in mm. Subject to technical changes.

For bundle diameters from 19.4 mm to 36.0 mm

PART DESCRIPTION	Width (W)	Length (L2)	Bundle Ø min.	Bundle Ø max.	Hole Ø (FH)	Fixing Hole Centres (F)	Variant
RCC30SM6-PA66HIRHSUV/ST/ZN-BK	34.9	90.2	19.4	36.0	6.5	50.5	Short
RCC30SM8-PA66HIRHSUV/ST/ZN-BK	34.9	90.2	19.4	36.0	8.31	50.5	Short
RCC30SM10-PA66HIRHSUV/ST/ZN-BK	34.9	90.2	19.4	36.0	10.29	50.5	Short
RCC30SM12-PA66HIRHSUV/ST/ZN-BK	34.9	90.2	19.4	36.0	12.95	50.5	Short
RCC90SM6-PA66HIRHSUV/ST/ZN-BK	34.9	101.2	19.4	36.0	6.5	39.9	Short
RCC90SM8-PA66HIRHSUV/ST/ZN-BK	34.9	101.2	19.4	36.0	8.31	39.9	Short
RCC90SM12-PA66HIRHSUV/ST/ZN-BK	34.9	101.2	19.4	36.0	12.95	39.9	Short
RCC180SM6-PA66HIRHSUV/ST/ZN-BK	34.9	103.0	19.4	36.0	6.5	62.3	Short
RCC180SM8-PA66HIRHSUV/ST/ZN-BK	34.9	103.0	19.4	36.0	8.31	62.3	Short
RCC180SM12-PA66HIRHSUV/ST/ZN-BK	34.9	103.0	19.4	36.0	12.95	62.3	Short
RCC15SM6-PA66HIRHSUV/ST/ZN-BK	34.9	103.5	19.4	36.0	6.5	62.3	Short
RCC15SM8-PA66HIRHSUV/ST/ZN-BK	34.9	103.5	19.4	36.0	8.31	62.3	Short
RCC15SM10-PA66HIRHSUV/ST/ZN-BK	34.9	103.5	19.4	36.0	10.29	62.3	Short
RCC15SM12-PA66HIRHSUV/ST/ZN-BK	34.9	103.5	19.4	36.0	12.95	62.3	Short
RCC30LM6-PA66HIRHSUV/ST/ZN-BK	34.9	114.9	19.4	36.0	6.5	75.2	Long
RCC30LM8-PA66HIRHSUV/ST/ZN-BK	34.9	114.9	19.4	36.0	8.31	75.2	Long
RCC30LM10-PA66HIRHSUV/ST/ZN-BK	34.9	114.9	19.4	36.0	10.29	75.2	Long
RCC30LM12-PA66HIRHSUV/ST/ZN-BK	34.9	114.9	19.4	36.0	12.95	75.2	Long
RCC180MM6-PA66HIRHSUV/ST/ZN-BK	34.9	125.0	19.4	36.0	6.5	84.3	Medium
RCC180MM8-PA66HIRHSUV/ST/ZN-BK	34.9	125.0	19.4	36.0	8.31	84.3	Medium
RCC180MM10-PA66HIRHSUV/ST/ZN-BK	34.9	125.0	19.4	36.0	10.29	84.3	Medium
RCC180MM12-PA66HIRHSUV/ST/ZN-BK	34.9	125.0	19.4	36.0	12.95	84.3	Medium
RCC90LM6-PA66HIRHSUV/ST/ZN-BK	34.9	129.2	19.4	36.0	6.5	39.9	Long
RCC90LM8-PA66HIRHSUV/ST/ZN-BK	34.9	129.2	19.4	36.0	8.31	39.9	Long
RCC90LM10-PA66HIRHSUV/ST/ZN-BK	34.9	129.2	19.4	36.0	10.29	39.9	Long
RCC90LM12-PA66HIRHSUV/ST/ZN-BK	34.9	129.2	19.4	36.0	12.95	39.9	Long

All dimensions in mm. Subject to technical changes.



## Ratchet P-Clamp

For bundle diameters from 19.4 mm to 36.0 mm

PART DESCRIPTION	Width (W)	Length (L2)	Bundle Ø min.	Bundle Ø max.	Hole Ø (FH)	Fixing Hole Centres (F)	Variant
RCC180LM6-PA66HIRHSUV/ST/ZN-BK	34.9	154.0	19.4	36.0	6.5	113.3	Long
RCC180LM8-PA66HIRHSUV/ST/ZN-BK	34.9	154.0	19.4	36.0	8.31	113.3	Long
RCC180LM10-PA66HIRHSUV/ST/ZN-BK	34.9	154.0	19.4	36.0	10.29	113.3	Long
RCC180LM12-PA66HIRHSUV/ST/ZN-BK	34.9	154.0	19.4	36.0	12.95	113.3	Long
RCC180SM10-PA66HIRHSUV/ST/ZN-BK	34.9	103.0	19.4	36.0	10.29	62.3	Short
RCC90SM10-PA66HIRHSUV/ST/ZN-BK	34.9	101.2	19.4	36.0	10.29	39.9	Short

All dimensions in mm. Subject to technical changes.

For bundle diameters from 36.0 mm to 51.0 mm

PART DESCRIPTION	Width (W)	Length (L2)	Bundle Ø min.	Bundle Ø max.	Hole Ø (FH)	Fixing Hole Centres (F)	Variant
RCD90SM6-PA66HIRHSUV/ST/ZN-BK	34.9	88.7	36.0	51.0	6.5	42.4	Short
RCD90SM8-PA66HIRHSUV/ST/ZN-BK	34.9	88.7	36.0	51.0	8.31	42.4	Short
RCD90SM12-PA66HIRHSUV/ST/ZN-BK	34.9	88.7	36.0	51.0	12.95	42.4	Short
RCD30SM6-PA66HIRHSUV/ST/ZN-BK	34.9	102.4	36.0	51.0	6.5	55.9	Short
RCD30SM8-PA66HIRHSUV/ST/ZN-BK	34.9	102.4	36.0	51.0	8.31	55.9	Short
RCD30SM10-PA66HIRHSUV/ST/ZN-BK	34.9	102.4	36.0	51.0	10.29	55.9	Short
RCD30SM12-PA66HIRHSUV/ST/ZN-BK	34.9	102.4	36.0	51.0	12.95	55.9	Short
RCD180SM6-PA66HIRHSUV/ST/ZN-BK	34.9	115.5	36.0	51.0	6.5	70.0	Short
RCD180SM8-PA66HIRHSUV/ST/ZN-BK	34.9	115.5	36.0	51.0	8.31	70.0	Short
RCD180SM12-PA66HIRHSUV/ST/ZN-BK	34.9	115.5	36.0	51.0	12.95	70.0	Short
RCD15SM6-PA66HIRHSUV/ST/ZN-BK	34.9	115.9	36.0	51.0	6.5	69.1	Short
RCD15SM8-PA66HIRHSUV/ST/ZN-BK	34.9	115.9	36.0	51.0	8.31	69.1	Short
RCD15SM10-PA66HIRHSUV/ST/ZN-BK	34.9	115.9	36.0	51.0	10.29	69.1	Short
RCD15SM12-PA66HIRHSUV/ST/ZN-BK	34.9	115.9	36.0	51.0	12.95	69.1	Short
RCD90LM6-PA66HIRHSUV/ST/ZN-BK	34.9	116.7	36.0	51.0	6.5	42.4	Long
RCD90LM8-PA66HIRHSUV/ST/ZN-BK	34.9	116.7	36.0	51.0	8.31	42.4	Long
RCD90LM10-PA66HIRHSUV/ST/ZN-BK	34.9	116.7	36.0	51.0	10.29	42.4	Long
RCD90LM12-PA66HIRHSUV/ST/ZN-BK	34.9	116.7	36.0	51.0	12.95	42.4	Long
RCD30LM6-PA66HIRHSUV/ST/ZN-BK	34.9	127.0	36.0	51.0	6.5	80.5	Long
RCD30LM8-PA66HIRHSUV/ST/ZN-BK	34.9	127.0	36.0	51.0	8.31	80.5	Long
RCD30LM10-PA66HIRHSUV/ST/ZN-BK	34.9	127.0	36.0	51.0	10.29	80.5	Long
RCD30LM12-PA66HIRHSUV/ST/ZN-BK	34.9	127.0	36.0	51.0	12.95	80.5	Long
RCD180MM6-PA66HIRHSUV/ST/ZN-BK	34.9	137.5	36.0	51.0	6.5	92.0	Medium
RCD180MM8-PA66HIRHSUV/ST/ZN-BK	34.9	137.5	36.0	51.0	8.31	92.0	Medium
RCD180MM10-PA66HIRHSUV/ST/ZN-BK	34.9	137.5	36.0	51.0	10.29	92.0	Medium
RCD180MM12-PA66HIRHSUV/ST/ZN-BK	34.9	137.5	36.0	51.0	12.95	92.0	Medium
RCD180LM6-PA66HIRHSUV/ST/ZN-BK	34.9	166.5	36.0	51.0	6.5	121.0	Long
RCD180LM8-PA66HIRHSUV/ST/ZN-BK	34.9	166.5	36.0	51.0	8.31	121.0	Long
RCD180LM10-PA66HIRHSUV/ST/ZN-BK	34.9	166.5	36.0	51.0	10.29	121.0	Long
RCD180LM12-PA66HIRHSUV/ST/ZN-BK	34.9	166.5	36.0	51.0	12.95	121.0	Long
RCD180SM10-PA66HIRHSUV/ST/ZN-BK	34.9	115.5	36.0	51.0	10.29	70.0	Short
RCD90SM10-PA66HIRHSUV/ST/ZN-BK	34.9	88.7	36.0	51.0	10.29	42.4	Short

All dimensions in mm. Subject to technical changes.



### Material Specification Overview

MATERIAL	Material Shortcut	Operating Temperature	Colour*	Flammability
Aluminium alloy	AL	-40 °C to +180 °C	Natural (NA)	
Chloroprene Rubber	CR	-20 °C to +80 °C	Black (BK)	
Ethylene Tetrafluoroethylene (Tefzel®)	E/TFE	-80 °C to +170 °C	Blue (BU)	UL 94 V0
Polyacetal	POM	-40 °C to +90 °C, (+110 °C, 500 h)	Natural (NA)	UL 94 HB
Polyamide 11	PA11	-40 °C to +85 °C, (+105 °C, 500 h)	Black (BK)	UL 94 HB
Polyamide 11, UV-resistant	PA11W	-40 °C to +105 °C	Black (BK)	UL 94 HB
Polyamide 12	PA12	-40 °C to +85 °C, (+105 °C, 500 h)	Black (BK)	UL 94 HB
Polyamide 4.6	PA46	-40 °C to +130 °C, (+150 °C, 5000 h; +195 °C, 500 h)	Natural (NA), Grey (GY)	UL 94 V2
Polyamide 6	PA6	-40 °C to +80 °C	Black (BK)	UL 94 V2
Polyamide 6, glass-fibre reinforced	PA6GF30	-40 °C to +100 °C	Black (BK)	UL 94 HB
Polyamide 6, high impact modified	PA6HIR	-40 °C to +80 °C	Black (BK)	UL 94 HB
Polyamide 6, high impact modified, heat stabilised	PA6HIRHS	-80 °C to +110 °C	Black (BK)	UL 94 HB
Polyamide 6.6	PA66	-40 °C to +85 °C, (+105 °C, 500 h)	Black (BK), Natural (NA)	UL 94 V2
Polyamide 6.6, glass-fibre reinforced	PA66GF13	-40 °C to +105 °C	Black (BK)	UL 94 HB
Polyamide 6.6, glass-fibre reinforced	PA66GF15	-40 °C to +105 °C	Black (BK)	UL 94 HB
Polyamide 6.6, heat and UV stabilised	PA66HSUV	-40 °C to +105 °C	Black (BK), Natural (NA)	UL 94 V2
Polyamide 6.6, heat and UV stabilised	PA66HSW	-40 °C to +105 °C	Black (BK)	UL 94 V2
Polyamide 6.6, heat stabilised	PA66HS	-40 °C to +105 °C	Black (BK), Natural (NA)	UL 94 V2
Polyamide 6.6, high impact modified	PA66HIR	-40 °C to +80 °C, (+105 °C, 500 h)	Black (BK)	UL 94 HB
Polyamide 6.6, high impact modified, heat and UV stabilised	PA66HIRHSUV	-40 °C to +110 °C	Black (BK)	UL 94 HB
Polyamide 6.6, high impact modified, heat and UV stabilised (only for cable ties for Autotool System 3080)	PA66HIRHSUV	-40 °C to +95 °C, (+105 °C, 5000 h; +145 °C, 500 h)	Black (BK), Natural (NA)	UL 94 HB
Polyamide 6.6, high impact modified, heat and UV stabilised	PA66HIRHSW	-40 °C to +110 °C	Black (BK)	UL 94 HB
Polyamide 6.6, high impact modified, heat stabilised	PA66HIRHS	-40 °C to +105 °C	Black (BK)	UL 94 HB
Polyamide 6.6, high impact modified, scan black	PA66HIR(S)	-40 °C to +80 °C, (+105 °C, 500 h)	Black (BK)	UL 94 HB

Tefzel® is a registered trademark of DuPont. General linguistic usage for cable ties made from raw material E/TFE is Tefzel®-Tie. In addition to Tefzel® from DuPont HellermannTyton also uses equivalent E/TFE raw material from other suppliers.

\*Further colours available on request.

 = Minimum Loop Tensile Strength for Cable Ties (Newton)



MATERIAL	Material Shortcut	Operating Temperature	Colour*	Flammability
<b>Polyamide 6.6</b> , UV resistant	PA66W	-40 °C to +85 °C, (+105 °C, 500 h)	Black (BK)	UL 94 V2
<b>Polyamide 6.6</b> , UV-stabilised	PA66UV	-40 °C to +85 °C	Black (BK), Natural (NA)	UL 94 V2
<b>Polyamide 6.6</b> , with metal particles	PA66MP	-40 °C to +85 °C, (+105 °C, 500 h)	Blue (BU)	UL 94 HB
<b>Polyamide 6.6</b> , with metal particles	PA66MP+	-40 °C to +85 °C	Blue (BU)	not flame retardant
<b>Polyamide 6.6 V0</b>	PA66V0	-40 °C to +85 °C	White (WH)	UL 94 V0
<b>Polyaryletherketone</b>	PAEK	-55 °C to +200 °C	Beige (BGE)	UL 94 V0
<b>Polyester</b>	SP	-50 °C to +150 °C	Black (BK)	
<b>Polyetheretherketone</b>	PEEK	-55 °C to +240 °C	Beige (BGE)	UL 94 V0
<b>Polyethylene</b>	PE	-40 °C to +50 °C	Black (BK), Grey (GY)	UL 94 HB
<b>Polyolefin</b>	PO	-40 °C to +90 °C	Black (BK)	UL 94 V0
<b>Polyphenylene Sulfide</b>	PPS	-40 °C to +150 °C	Black (BK), Grey (GY)	UL 94 V0
<b>Polypropylene, Ethylene Propylene Diene Terpolymer rubber</b> free of Nitrosamine	PP, EPDM	-20 °C to +95 °C	Black (BK)	UL 94 HB
<b>Polypropylene 20% Talkum</b>	PPT20	-40 °C to +65 °C	Black (BK)	UL 94 HB
<b>Polypropylene</b> with metal particles	PPMP	-40 °C to +115 °C	Blue (BU)	UL 94 HB
<b>Polypropylene</b> with metal particles	PPMP+	-40 °C to +85 °C	Blue (BU)	not flame retardant
<b>Polyvinylidene Fluoride</b>	PVDFX	-50 °C to +150 °C	Natural (NA)	UL 94 V0
<b>Polyvinylchloride</b>	PVC	-10 °C to +70 °C	Black (BK), Natural (NA)	UL 94 V0
<b>Stainless Steel</b>	SS304, SS316	-80 °C to +538 °C	Natural (NA)	non-burning
<b>Thermoplastic Polyurethane</b>	TPU	-40 °C to +85 °C	Black (BK)	UL 94 HB

Tefzel® is a registered trademark of DuPont. General linguistic usage for cable ties made from raw material E/TFE is Tefzel®-Tie. In addition to Tefzel® from DuPont HellermannTyton also uses equivalent E/TFE raw material from other suppliers.

\*Further colours available on request.

= Minimum Loop Tensile Strength for Cable Ties (Newton)

## Tip: Material shortcut is part of our Part Description name

**Product series name** (indicating tie type, clip and harness routing variant)

**Material code**

**Colour code** (details on page 326)

T50ROSEC5A-PA66HS/PA66HIRHS-BK

## X-ON Electronics

Largest Supplier of Electrical and Electronic Components

*Click to view similar products for [Cable Mounting & Accessories](#) category:*

*Click to view products by [HellermannTyton](#) manufacturer:*

Other Similar products are found below :

[582603-1](#) [009333-000](#) [727844N003](#) [747](#) [809090N001](#) [843188-000](#) [8666](#) [967279N002](#) [DB-11](#) [1300840039](#) [1300900096](#) [1301800416](#)  
[1302264450](#) [1300830184](#) [1300830729](#) [1300900039](#) [1301580036](#) [1301850553](#) [1301860939](#) [1302000074](#) [1302261315](#) [1302264431](#)  
[1337706-2](#) [APA18-AK](#) [1724](#) [1-787307-1](#) [185491N001](#) [1868](#) [HP-6N](#) [C-202-C](#) [202C221-13-0](#) [CA7308-000](#) [8S23-75FR-CS8184](#) [2684](#) [9648](#)  
[3089](#) [988382-000](#) [A72821-000](#) [AA401](#) [173506-000](#) [1823](#) [202C292-13-0](#) [202C302-13-0](#) [2109](#) [300625](#) [3330](#) [3412](#) [356247-1](#) [M9142](#)  
[M9143](#)