

### Aluminium P-Clamps

#### Alu-P-Clamp with / without chloroprene insert

Manufactured from a high quality aluminium, these metal P-Clamps provide flexibility whilst providing a permanent fixing in the most arduous of environments. The addition of a chloroprene insert provides the cable or pipe bundle with a high degree of protection against vibration, reducing noise and also providing electrical isolation. They are commonly used in caravan construction, the defence and railway industry as well as in the renewable energy sector.

#### Features and benefits

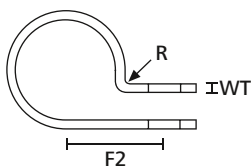
- Simple and secure pipe or cable fixation
- Can be combined with chloroprene rubber for vibration resistance
- Ideal for use in high temperature applications
- Suitable for applications needing strength of metal components



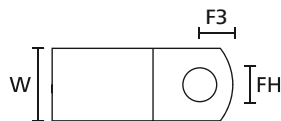
P-Clamps manufactured in polyamide, aluminium or aluminium with a chloroprene insert.



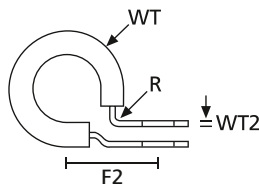
**Material specification please see page 26.**



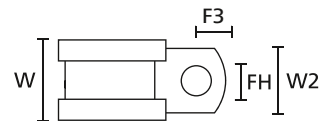
ALU P-Clamp (side view)



ALU P-Clamp (plan view)



ALU\_C P-Clamp with chloroprene insert (side view)

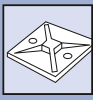


ALU\_C P-Clamp with chloroprene insert (plan view)

TYPE	Width (W)	Width (W2)	Wall (WT)	Wall (WT2)	Hole Ø (FH)	Fixing Hole Centres (F2)	Fixing Hole Centres (F3)	Bundle Ø max.	Radius (R)	Material	Colour	Article-No.
ALU4	12.7	-	0.80	-	5.2	11.6	5.5	6.4	1.6	AL	Natural (NA)	211-10040
ALU5	12.7	-	0.80	-	5.2	12.6	5.5	8.0	1.6	AL	Natural (NA)	211-10050
ALU6	12.7	-	0.80	-	5.2	13.4	5.5	9.5	1.6	AL	Natural (NA)	211-10060
ALU7	12.7	-	0.80	-	5.2	14.2	5.5	11.1	1.6	AL	Natural (NA)	211-10070
ALU8	12.7	-	0.80	-	5.2	15.0	5.5	12.7	1.6	AL	Natural (NA)	211-10080
ALU10	12.7	-	0.80	-	5.2	16.6	5.5	15.9	1.6	AL	Natural (NA)	211-10100
ALU11	12.7	-	1.30	-	5.2	19.1	5.5	17.5	2.8	AL	Natural (NA)	211-10110
ALU12	12.7	-	1.30	-	5.2	19.9	5.5	19.1	2.8	AL	Natural (NA)	211-10120
ALU13	12.7	-	1.30	-	5.2	20.7	5.5	20.6	2.8	AL	Natural (NA)	211-10130
ALU4C	16.3	12.7	3.70	0.8	5.2	11.6	5.5	3.2	1.6	AL, CR	Black (BK)	211-15040
ALU5C	16.3	12.7	3.70	0.8	5.2	12.6	5.5	4.8	1.6	AL, CR	Black (BK)	211-15050
ALU6C	16.3	12.7	3.70	0.8	5.2	13.4	5.5	6.4	1.6	AL, CR	Black (BK)	211-15060
ALU7C	16.3	12.7	3.70	0.8	5.2	14.2	5.5	8.0	1.6	AL, CR	Black (BK)	211-15070
ALU8C	16.3	12.7	3.70	0.8	5.2	15.0	5.5	9.5	1.6	AL, CR	Black (BK)	211-15080
ALU9C	16.3	12.7	3.70	0.8	5.2	15.8	5.5	11.1	1.6	AL, CR	Black (BK)	211-15090
ALU10C	16.3	12.7	3.70	0.8	5.2	16.6	5.5	12.7	1.6	AL, CR	Black (BK)	211-15100

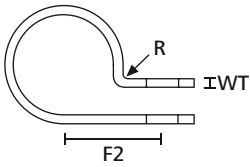
All dimensions in mm. Subject to technical changes.



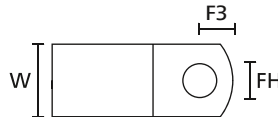


## Aluminium P-Clamps

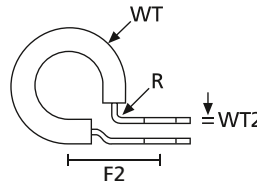
## Alu-P-Clamp with / without chloroprene insert



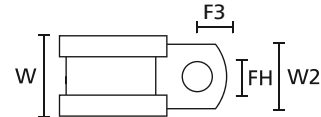
ALU P-Clamp (side view)



ALU P-Clamp (plan view)



ALU\_C P-Clamp with chloroprene insert (side view)



ALU\_C P-Clamp with chloroprene insert (plan view)

TYPE	Width (W)	Width (W2)	Wall (WT)	Wall (WT2)	Hole Ø (FH)	Fixing Hole Centres (F2)	Fixing Hole Centres (F3)	Bundle Ø max.	Radius (R)	Material	Colour	Article-No.
ALU11C	16.3	12.7	4.50	1.3	5.2	19.1	5.5	14.3	2.8	AL, CR	Black (BK)	211-15110
ALU12C	16.3	12.7	4.50	1.3	5.2	19.9	5.5	15.9	2.8	AL, CR	Black (BK)	211-15120
ALU13C	16.3	12.7	4.50	1.3	5.2	20.7	5.5	17.5	2.8	AL, CR	Black (BK)	211-15130
ALU14C	16.3	12.7	4.50	1.3	5.2	21.5	5.5	19.1	2.8	AL, CR	Black (BK)	211-15140
ALU15C	16.3	12.7	4.50	1.3	5.2	22.3	5.5	20.6	2.8	AL, CR	Black (BK)	211-15150
ALU16C	16.3	12.7	4.50	1.3	5.2	23.1	5.5	22.2	2.8	AL, CR	Black (BK)	211-15160
ALU17C	16.3	12.7	4.50	1.3	5.2	23.9	5.5	23.8	2.8	AL, CR	Black (BK)	211-15170
ALU18C	16.3	12.7	4.50	1.3	5.2	24.6	5.5	25.4	2.8	AL, CR	Black (BK)	211-15180
ALU19C	16.3	12.7	4.50	1.3	5.2	25.5	5.5	27.0	2.8	AL, CR	Black (BK)	211-15190
ALU20C	16.3	12.7	4.50	1.6	5.2	27.0	5.5	28.6	3.2	AL, CR	Black (BK)	211-15200
ALU22C	16.3	12.7	4.50	1.6	5.2	28.6	5.5	31.8	3.2	AL, CR	Black (BK)	211-15220
ALU23C	16.3	12.7	4.50	1.6	5.2	29.4	5.5	33.3	3.2	AL, CR	Black (BK)	211-15230
ALU24C	16.3	12.7	4.50	1.6	5.2	30.2	5.5	34.9	3.2	AL, CR	Black (BK)	211-15240
ALU25C	16.3	12.7	4.50	1.6	5.2	30.8	5.5	36.5	3.2	AL, CR	Black (BK)	211-15250
ALU26C	16.3	12.7	4.50	1.6	5.2	31.7	5.5	38.1	3.2	AL, CR	Black (BK)	211-15260
ALU28C	16.3	12.7	4.50	1.6	5.2	33.3	5.5	41.3	3.2	AL, CR	Black (BK)	211-15280
ALU29C	16.3	12.7	4.50	1.6	5.2	34.1	5.5	42.9	3.2	AL, CR	Black (BK)	211-15290
ALU30C	16.3	12.7	4.50	1.6	5.2	34.9	5.5	44.5	3.2	AL, CR	Black (BK)	211-15300
ALU34C	16.3	12.7	4.50	1.6	5.2	38.1	5.5	50.8	3.2	AL, CR	Black (BK)	211-15340

All dimensions in mm. Subject to technical changes.

## Material Specification Overview

MATERIAL	Material Shortcut	Operating Temperature	Colour**	Flammability	Material Properties*	Material Specifications
Aluminium-alloy	AL	-40 °C to +180 °C	Natural (NA)		<ul style="list-style-type: none"> <li>Corrosion resistant</li> <li>Antimagnetic</li> </ul>	<b>RoHS</b>
Chloroprene	CR	-20 °C to +80 °C	Black (BK)		<ul style="list-style-type: none"> <li>Weather-resistant</li> <li>High yield strength</li> </ul>	<b>RoHS</b>
Ethylene Tetrafluoroethylene (Tefzel®)	E/TFE	-80 °C to +170 °C	Blue (BU)	UL 94 V0	<ul style="list-style-type: none"> <li>Resistance to radioactivity</li> <li>UV-resistant, not moisture sensitive</li> <li>Good chemical resistance to: acids, bases, oxidizing agents</li> </ul>	<b>RoHS</b>
Polyacetal	POM	-40 °C to +90 °C, (+110 °C, 500 h)	Natural (NA)	UL 94 HB	<ul style="list-style-type: none"> <li>Limited brittleness sensitivity</li> <li>Flexible at low temperature</li> <li>Not moisture sensitive</li> <li>Robust on impacts</li> </ul>	<b>RoHS</b>
Polyamide 11	PA11	-40 °C to +85 °C, (+105 °C, 500 h)	Black (BK)	UL 94 HB	<ul style="list-style-type: none"> <li>Bio-plastic, derived from vegetable oil</li> <li>Strong impact resistance at low temperature</li> <li>Very low moisture absorption</li> <li>Weather-resistant</li> <li>Good chemical resistant</li> </ul>	<b>HF</b> <b>RoHS</b>
Polyamide 12	PA12	-40 °C to +85 °C, (+105 °C, 500 h)	Black (BK)	UL 94 HB	<ul style="list-style-type: none"> <li>Good chemical resistance to: acids, bases, oxidizing agents</li> <li>UV-resistant</li> </ul>	<b>HF</b> <b>RoHS</b>
Polyamide 4.6	PA46	-40 °C to +150 °C (5000 h), +195 °C (500 h)	Natural (NA), Grey (GY)	UL 94 V2	<ul style="list-style-type: none"> <li>Resistance to high temperatures</li> <li>Very moisture sensitive</li> <li>Low smoke sensitiv</li> </ul>	<b>HF</b> <b>LFH</b> <b>RoHS</b>
Polyamide 6	PA6	-40 °C to +80 °C	Black (BK)	UL 94 V2	<ul style="list-style-type: none"> <li>High yield strength</li> </ul>	<b>RoHS</b>
Polyamide 6, high impact modified	PA6HIR	-40 °C to +80 °C	Black (BK)	UL 94 HB	<ul style="list-style-type: none"> <li>Limited brittleness sensitivity</li> <li>Higher flexibility at low temperature</li> </ul>	<b>RoHS</b>
Polyamide 6.6	PA66	-40 °C to +85 °C, (+105 °C, 500 h)	Black (BK), Natural (NA)	UL 94 V2	<ul style="list-style-type: none"> <li>High yield strength</li> </ul>	<b>HF</b> <b>RoHS</b>
Polyamide 6.6, glass-fibre reinforced	PA66GF13, PA66GF15	-40 °C to +105 °C	Black (BK)	UL 94 HB	<ul style="list-style-type: none"> <li>Good resistance to: lubricants, vehicle fuel, salt water and a lot of solvent</li> </ul>	<b>HF</b> <b>RoHS</b>
Polyamide 6.6, heat and UV stabilised	PA66HSW	-40 °C to +105 °C	Black (BK)	UL 94 V2	<ul style="list-style-type: none"> <li>High yield strength</li> <li>Modified elevated max. temperature</li> <li>UV-resistant</li> </ul>	<b>HF</b> <b>RoHS</b>
Polyamide 6.6, heat stabilised	PA66HS	-40 °C to +105 °C	Black (BK), Natural (NA)	UL 94 V2	<ul style="list-style-type: none"> <li>High yield strength</li> <li>Modified elevated max. temperature</li> </ul>	<b>HF</b> <b>RoHS</b>
Polyamide 6.6, high impact modified	PA66HIR	-40 °C to +80 °C, (+105 °C, 500 h)	Black (BK)	UL 94 HB	<ul style="list-style-type: none"> <li>Limited brittleness sensitivity</li> <li>Higher flexibility at low temperature</li> </ul>	<b>RoHS</b>
Polyamide 6.6, high impact modified, heat and UV stabilised	PA66HIRHSW	-40 °C to +110 °C	Black (BK)	UL 94 HB	<ul style="list-style-type: none"> <li>Limited brittleness sensitivity</li> <li>Higher flexibility at low temperature</li> <li>Modified elevated max. temperature</li> <li>High yield strength, UV-resistant</li> </ul>	<b>RoHS</b>
Polyamide 6.6, high impact modified, heat stabilised	PA66HIRHS	-40 °C to +105 °C	Black (BK)	UL 94 HB	<ul style="list-style-type: none"> <li>Limited brittleness sensitivity</li> <li>Higher flexibility at low temperature</li> <li>Modified elevated max. temperature</li> </ul>	<b>RoHS</b>
Polyamide 6.6, high impact modified, ScanBlack	PA66HIR(S)	-40 °C to +80 °C, (+105 °C, 500 h)	Black (BK)	UL 94 HB	<ul style="list-style-type: none"> <li>Limited brittleness sensitivity</li> <li>Higher flexibility at low temperature</li> </ul>	<b>RoHS</b>
Polyamide 6.6, UV-resistant	PA66W	-40 °C to +85 °C, (+105 °C, 500 h)	Black (BK)	UL 94 V2	<ul style="list-style-type: none"> <li>High yield strength</li> <li>UV-resistant</li> </ul>	<b>HF</b> <b>RoHS</b>

MATERIAL	Material Shortcut	Operating Temperature	Colour**	Flammability	Material Properties*	Material Specifications
<b>Polyamide 6.6,</b> with metal particles	PA66MP	-40 °C to +85 °C, (+105 °C, 500 h)	Blue (BU)	UL 94 HB	<ul style="list-style-type: none"> <li>High yield strength</li> <li>Metal and X-Ray detectable</li> </ul>	<b>HF</b> <b>RoHS</b>
<b>Polyamide 6.6,</b> with metal particles	PA66MP+	-40 °C to +85 °C	Blue (BU)	not flame retardant	<ul style="list-style-type: none"> <li>High yield strength</li> <li>Metal and x-ray detectable</li> </ul>	<b>HF</b> <b>RoHS</b>
<b>Polyamide 6.6 V0</b>	PA66V0	-40 °C to +85 °C	White (WH)	UL 94 V0	<ul style="list-style-type: none"> <li>High yield strength</li> <li>Low smoke emission</li> </ul>	<b>HF</b> <b>LFH</b> <b>RoHS</b>
<b>Polyester</b>	SP	-50 °C to +150 °C	Black (BK)	halogen free	<ul style="list-style-type: none"> <li>UV-resistant</li> <li>Good chemical resistance to: most acids, alkalis and oils</li> </ul>	<b>HF</b> <b>LFH</b> <b>RoHS</b>
<b>Polyetheretherketone</b>	PEEK	-55 °C to +240 °C	Beige (BGE)	UL 94 V0	<ul style="list-style-type: none"> <li>Resistance to radioactivity</li> <li>Not moisture sensitive</li> <li>Good chemical resistance to: acids, bases, oxidizing agents</li> </ul>	<b>HF</b> <b>LFH</b> <b>RoHS</b>
<b>Polyethylene</b>	PE	-40 °C to +50 °C	Black (BK), Grey (GY)	UL 94 HB	<ul style="list-style-type: none"> <li>Low moisture absorption</li> <li>Good chemical resistance to: most acids, alcohol and oils</li> </ul>	<b>HF</b> <b>RoHS</b>
<b>Polyolefin</b>	PO	-40 °C to +90 °C	Black (BK)	UL 94 V0	<ul style="list-style-type: none"> <li>Low smoke emissions</li> </ul>	<b>HF</b> <b>LFH</b> <b>RoHS</b>
<b>Polypropylene</b>	PP	-40 °C to +115 °C	Black (BK), Natural (NA)	UL 94 HB	<ul style="list-style-type: none"> <li>Floats in water</li> <li>Moderate yield strength</li> <li>Good chemical resistance to: organic acids</li> </ul>	<b>HF</b> <b>RoHS</b>
<b>Polypropylene, Ethylene-Propylene- Dien-Terpolymere- rubber</b> free of Nitrosamine	PP, EPDM	-20 °C to +95 °C	Black (BK)	UL 94 HB	<ul style="list-style-type: none"> <li>Good resistance to high temperatures</li> <li>Good chemical and abrasion resistance</li> </ul>	<b>HF</b> <b>RoHS</b>
<b>Polypropylene</b> with metal particles	PPMP	-40 °C to +115 °C	Blue (BU)	UL 94 HB	<ul style="list-style-type: none"> <li>Metal and X-Ray detectable</li> <li>Heat resistant</li> <li>Moderate yield strength</li> <li>Good chemical resistance</li> </ul>	<b>RoHS</b>
<b>Polypropylene</b> with metal particles	PPMP+	-40 °C to +85 °C	Blue (BU)	not flame retardant	<ul style="list-style-type: none"> <li>High yield strength</li> <li>Metal and x-ray detectable</li> </ul>	<b>HF</b> <b>RoHS</b>
<b>Polyvinylchloride</b>	PVC	-10 °C to +70 °C	Black (BK), Natural (NA)	UL 94 V0	<ul style="list-style-type: none"> <li>Low moisture absorption</li> <li>Good chemical resistance to: acids, ethanol and oil</li> </ul>	<b>RoHS</b>
<b>Stainless Steel</b>	SS304, SS316	-80 °C to +538 °C	Natural (NA)	non-burning	<ul style="list-style-type: none"> <li>Corrosion resistant</li> <li>Antimagnetic</li> <li>Weather resistant</li> <li>Outstanding chemical resistance</li> </ul>	<b>HF</b> <b>LFH</b> <b>RoHS</b>
<b>Thermoplastic Polyurethane</b>	TPU	-40 °C to +85 °C	Black (BK)	UL 94 HB	<ul style="list-style-type: none"> <li>High elastic</li> <li>Good chemical resistance to: acids, bases and oxidizing agents</li> </ul>	<b>HF</b> <b>RoHS</b>

Tefzel® is a registered trademark of DuPont. General linguistic usage for cable ties made from raw material E/TFE is Tefzel®-Tie. In addition to Tefzel® from DuPont HellermannTyton is also using equivalent E/TFE raw material from other suppliers. \*These details are only rough guide values. They should not be regarded as a material specification and are no substitute for a suitability test. Please see our datasheets for further details.

\*\*More colours on request.

 = Minimum Loop Tensile Strength for Cable Ties (Newton)

**HF = Halogenfree**

**LFH = Limited Fire Hazard**

**RoHS = Restriction of Hazardous Substances**

## X-ON Electronics

Largest Supplier of Electrical and Electronic Components

*Click to view similar products for [Cable Mounting & Accessories](#) category:*

*Click to view products by [HellermannTyton](#) manufacturer:*

Other Similar products are found below :

[582603-1](#) [009333-000](#) [727844N003](#) [747](#) [809090N001](#) [843188-000](#) [8666](#) [967279N002](#) [DB-11](#) [1300840039](#) [1300900096](#) [1301800416](#)  
[1302264450](#) [1300830184](#) [1300830729](#) [1300900039](#) [1301580036](#) [1301850553](#) [1301860939](#) [1302000074](#) [1302261315](#) [1302264431](#)  
[1337706-2](#) [APA18-AK](#) [1724](#) [1-787307-1](#) [185491N001](#) [1868](#) [HP-6N](#) [C-202-C](#) [202C221-13-0](#) [CA7308-000](#) [8S23-75FR-CS8184](#) [2684](#) [9648](#)  
[3089](#) [988382-000](#) [A72821-000](#) [AA401](#) [173506-000](#) [1823](#) [202C292-13-0](#) [202C302-13-0](#) [2109](#) [300625](#) [3330](#) [3412](#) [356247-1](#) [M9142](#)  
[M9143](#)