


**H2TCD-9-1W+**



5-2000MHz

50Ω 9dB Directional Coupler

**Features**

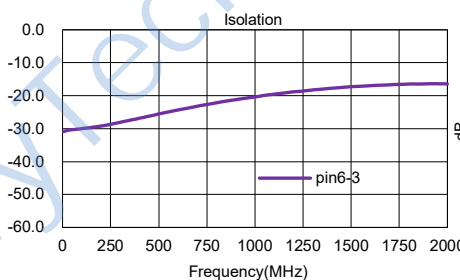
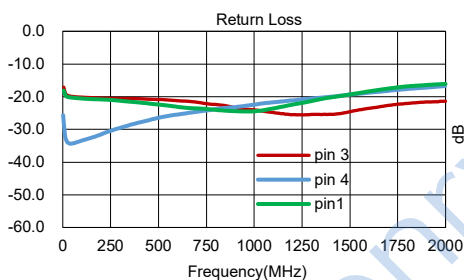
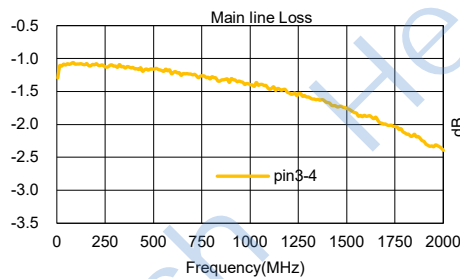
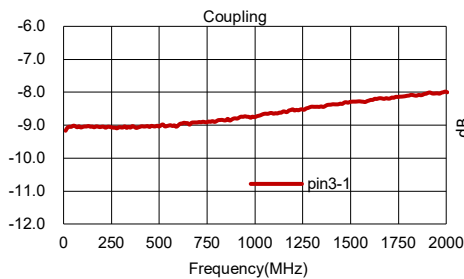
- Operating temperature range: -40℃ to +125℃
- Storage temperature range: -55℃ to +125℃
- 260℃ Reflow Compatible
- RoHS compliant and lead free
- Input Power: 1.0W
- DC Current: 250mA

**Applications**

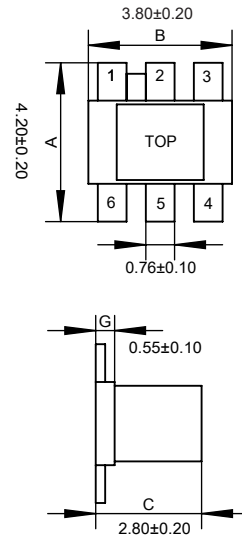
- For Motorola Walkie-talkie.
- For Car Streaming Media Rearview Mirror.
- For Broadband and Wireless Communications.
- For Wireless Microphone & Marine Communications.
- For Ideally Suited LTE, Cellular, UMTS, WiFi, WiMAX.
- For Differential Modulator/demodulator and Active Mixers.

**Electrical Specifications:TA=25℃, 0dBm, Z0=50Ω**

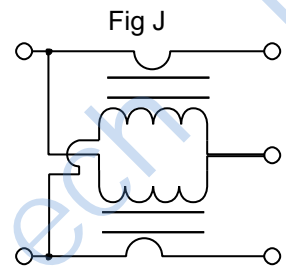
Parameter	Test Conditions	Units	Min	Typ	Max
Coupling(pin3-1)	5-2000MHz	dB	8.0	9.0	9.5
Main line Loss(pin3-4)	5-2000MHz	dB	—	2.2	3.0
Input Return Loss(pin 3)	5-2000MHz	dB	10.0	16.0	—
Coupling Return Loss(pin1)	5-2000MHz	dB	10.0	16.0	—
Output Return Loss(pin4)	5-2000MHz	dB	16.0	20.0	—
Isolation(pin6-3)	5-2000MHz	dB	12.0	18.0	—



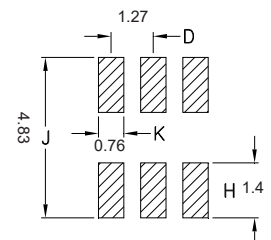
**Outline Drawing(mm)**



**Electrical structure**



**Recommended layout(mm)**



**Pin Connections**

Input	3
Coupling	1
Output	4
Ground	2
Isolation	6
NOT USED	5

## H2TCD-9-1W+



5-2000MHz

75Ω 9dB Directional Coupler

### Features

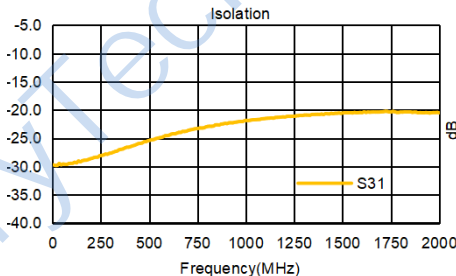
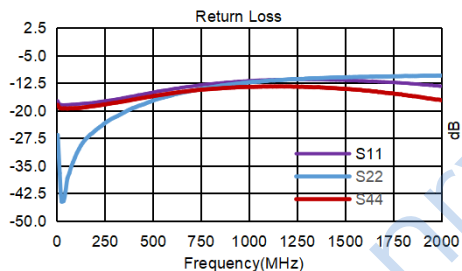
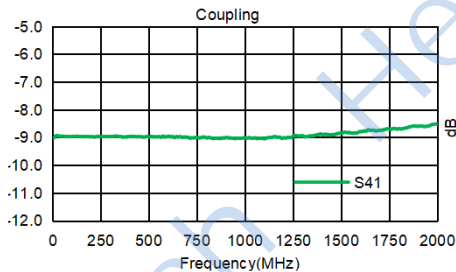
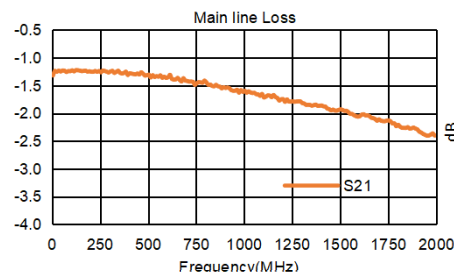
- Operating temperature range: -40 °C to +125 °C
- Storage temperature range: -55 °C to +125 °C
- 260°C Reflow Compatible
- RoHS compliant and lead free
- Input Power: 1.0W
- DC Current: 250mA

### Applications

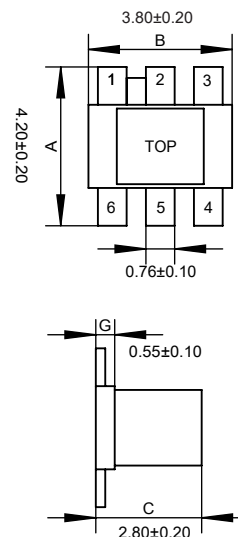
- For Motorola Walkie-talkie.
- For Car Streaming Media Rearview Mirror.
- For Broadband and Wireless Communications.
- For Wireless Microphone & Marine Communications.
- For Ideally Suited LTE, Cellular, UMTS, WiFi, WiMAX.
- For Differential Modulator/demodulator and Active Mixers.

### Electrical Specifications: TA=25 °C, 0dBm, Z0=75Ω

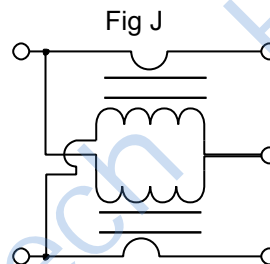
Parameter	Test Conditions	Units	Min	Typ	Max
Coupling(pin3-1)	5-2000MHz	dB	8.0	9.0	10.0
Main line Loss(pin3-4)	5-2000MHz	dB	—	2.2	3.0
Input Return Loss(pin 3)	5-2000MHz	dB	10.0	16.0	—
Coupling Return Loss(pin1)	5-2000MHz	dB	10.0	16.0	—
Output Return Loss(pin4)	5-2000MHz	dB	10.0	16.0	—
Isolation(pin6-3)	5-2000MHz	dB	16.0	20.0	—



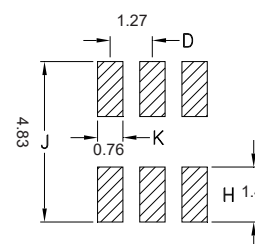
### Outline Drawing(mm)



### Electrical structure



### Recommended layout(mm)



### Pin Connections

Input	3
Coupling	1
Output	4
Ground	2
Isolation	6
NOT USED	5

## X-ON Electronics

Largest Supplier of Electrical and Electronic Components

*Click to view similar products for [Signal Conditioning](#) category:*

*Click to view products by [HenryTech](#) manufacturer:*

Other Similar products are found below :

[PD0409J5050S2HF](#) [HHS-109-PIN](#) [AFS14A35-1591.50-T3](#) [JP510S](#) [LFB322G45SN1A504](#) [SF2159E](#) [FM-104-PIN](#) [CER0813B](#)  
[MAPDCC0005](#) [3A325](#) [BD0810N50100AHF](#) [DC0710J5005AHF](#) [DC2327J5005AHF](#) [LFL15869MTC1B787](#) [X3C19F1-20S](#)  
[CDBLB455KCAX39-B0](#) [RF1353C](#) [051157-0000](#) [PD0922J5050D2HF](#) [600S150FTRB](#) [1E1305-3](#) [1F1304-3S](#) [TP-103-PIN](#)  
[BD1222J50200AHF](#) [BD1722J50100AHF](#) [2450DP39K5400E](#) [BD0810J50150AHF](#) [BD1722J50200AHF](#) [DS-327-PIN](#) [MACP-008125-](#)  
[CK07F0](#) [DS-329-PIN](#) [DS-313-PIN](#) [TP-104-PIN](#) [TP-101-PIN](#) [HH-128-PIN](#) [8594810000](#) [T-1000-N](#) [JP506S](#) [XC0900P-10S](#) [XC0900B-30S](#)  
[CHE1260-QAG](#) [11305-10](#) [5962-9091202MXA](#) [3A412S](#) [X3C06A4-03S](#) [B39000Z3410A4](#) [DSS-333-PIN](#) [PD2425J5050S2HF](#)  
[B39242B4360P810](#) [B39781B8005P810](#)