

## H3-MABA-010551-CF1071

3-200MHz 75Ω 1:1 Balun

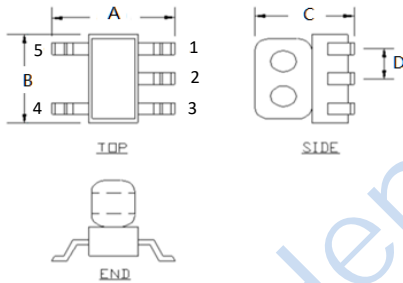
### • APPLICATIONS

• Ideally suitable for CATV broadband applications.

### • FEATURES

- Surface mount
- Impedance ratio: 1:1
- Centre tap on secondary
- RoHS compliant and Pb free
- Available on tape and reel
- 260° reflow compatible

### DIMENSIONS

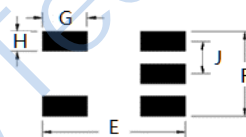


A	B	C
4.26	3.80	3.70
D		
1.27		

Unless otherwise stated dimensions are in mm

Tolerance: .xx ± 0.25, .xxx ± 0.05

### Land Pattern



E	F	G
4.83	3.30	1.40
H	J	
0.76	1.27	

### FUNCTIONAL SCHEMATIC



### PIN CONFIGURATION

Pin No.	Function
1	Secondary Dot
2	Secondary centre tap
3	Secondary
4	Primary
5	Primary Dot

### ELECTRICAL SPECIFICATIONS@25°C:

Parameters (P#: ENA PORT)	frequency band	Min.	Typ.	Max.	Unit
Port Impedance, Z0			75		Ohm
Insertion Loss Pin5 to Pin1	3-5MHz		0.5	1.5	dB
	5-85MHz		0.5	0.8	dB
	85-150MHz		0.7	1	dB
	150-200MHz		0.9	1.2	dB
Insertion Loss Pin5 to Pin3	3-5MHz		0.5	1.5	dB
	5-85MHz		0.5	0.8	dB
	85-150MHz		0.6	0.9	dB
	150-200MHz		0.7	0.9	dB
Input Return Loss	3-5MHz	10.0	23.0		dB
	5-85MHz	18.0	21.0		dB
	85-150MHz	13.0	17.0		dB
	150-200MHz	11.0	15.0		dB
Amplitude Balance	3-200MHz		0.12	0.35	dB
Phase Balance	3-85MHz		0.0	2.0	Deg
	85-200MHz		0.0	3.0	Deg

### ABSOLUTE MAXIMUM RATINGS

Parameter	Value
Input RF Power	250mW Max
DC Current	200mA Max
Operating Temperature Range	-40 to 85°C

Tel: +86-28-85589664

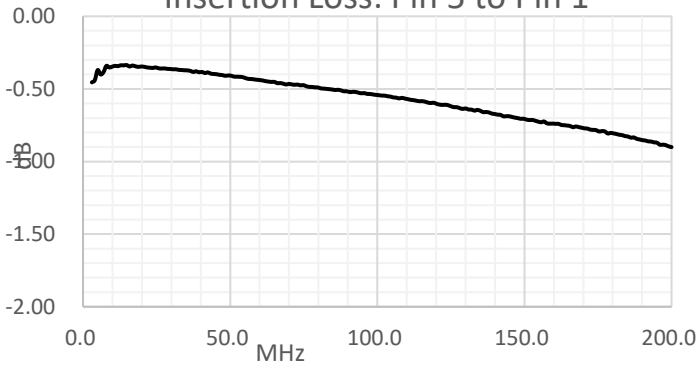
E-mail: mr\_li@henglitaitech.com

Web: www.hltchips.com

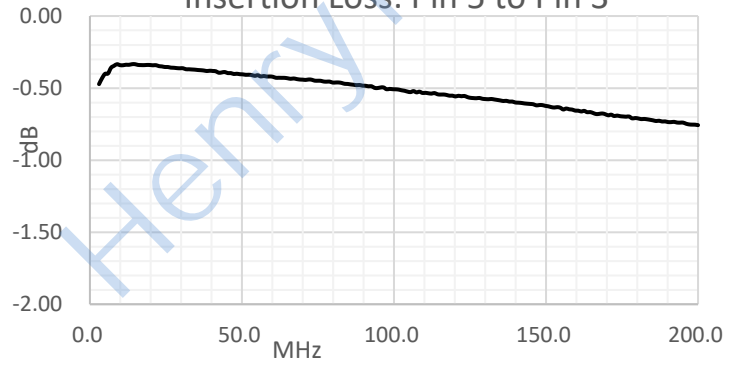
Adress: No.198 Tianqin East Street, Gaoxin West District, Chengdu City

## TEST CURVE

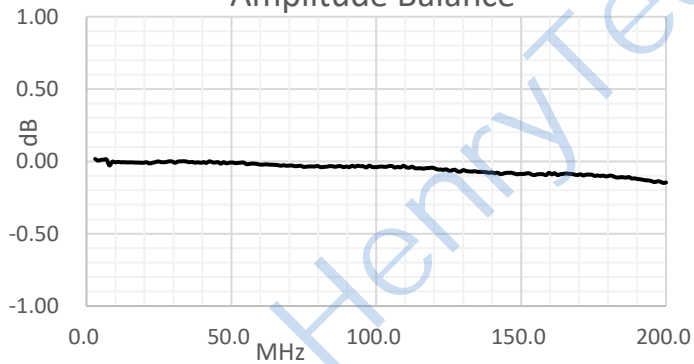
Insertion Loss: Pin 5 to Pin 1



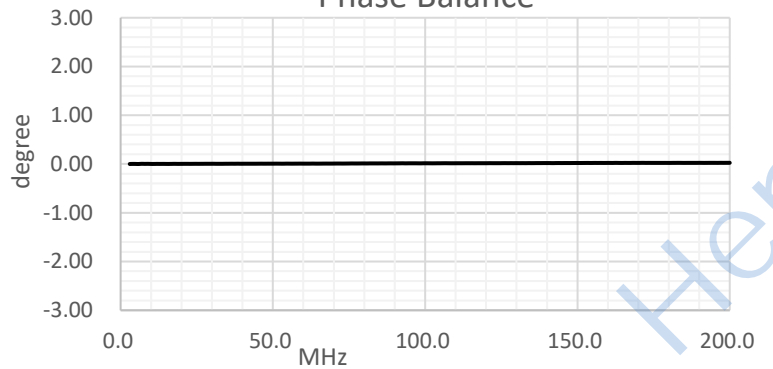
Insertion Loss: Pin 5 to Pin 3



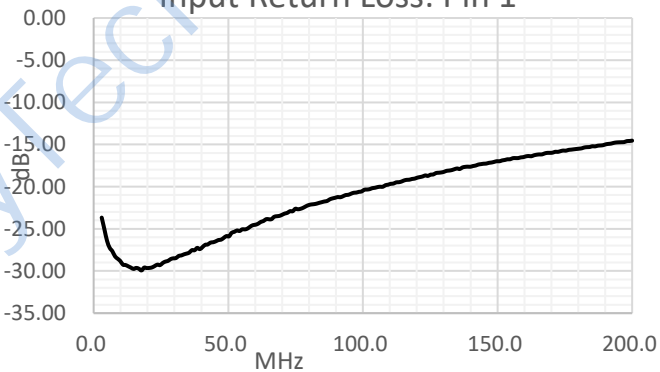
Amplitude Balance



Phase Balance



Input Return Loss: Pin 1



## X-ON Electronics

Largest Supplier of Electrical and Electronic Components

*Click to view similar products for [Signal Conditioning](#) category:*

*Click to view products by [HenryTech](#) manufacturer:*

Other Similar products are found below :

[PD0409J5050S2HF](#) [HHS-109-PIN](#) [AFS14A35-1591.50-T3](#) [JP510S](#) [LFB322G45SN1A504](#) [SF2159E](#) [FM-104-PIN](#) [CER0813B](#)

[MAPDCC0005](#) [3A325](#) [BD0810N50100AHF](#) [DC0710J5005AHF](#) [DC2327J5005AHF](#) [LFL15869MTC1B787](#) [X3C19F1-20S](#)

[CDBLB455KCAX39-B0](#) [RF1353C](#) [051157-0000](#) [PD0922J5050D2HF](#) [600S150FTRB](#) [1E1305-3](#) [1F1304-3S](#) [TP-103-PIN](#)

[BD1222J50200AHF](#) [BD1722J50100AHF](#) [2450DP39K5400E](#) [BD0810J50150AHF](#) [BD1722J50200AHF](#) [DS-327-PIN](#) [MACP-008125-](#)

[CK07F0](#) [DS-329-PIN](#) [DS-313-PIN](#) [TP-104-PIN](#) [TP-101-PIN](#) [HH-128-PIN](#) [8594810000](#) [T-1000-N](#) [JP506S](#) [XC0900P-10S](#) [XC0900B-30S](#)

[CHE1260-QAG](#) [11305-10](#) [5962-9091202MXA](#) [3A412S](#) [X3C06A4-03S](#) [B39000Z3410A4](#) [DSS-333-PIN](#) [PD2425J5050S2HF](#)

[B39242B4360P810](#) [B39781B8005P810](#)