

H3-MABA-010554-CF0FA0

5-100MHz 75Ω 3:2 Balun

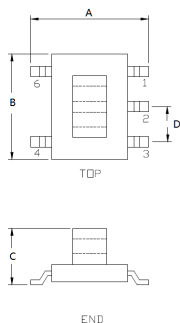
APPLICATIONS

Suitable for all CATV, Broadband and FTTx applications.

FEATURES

- Surface mount
- Impedance ratio: 3:2
- Excellent temperature stability
- RoHS compliant and Pb free
- Available on tape and reel
- Can be used on 50Ω and 75Ω systems

DIMENSIONS

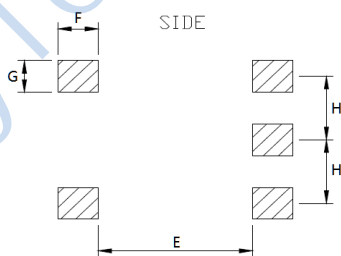


A	B	C
6.26	6.00	3.25
D		
2.00		

Unless otherwise stated dimensions are in mm

Tolerance: .xx ± 0.25, .xxx ± 0.05

Land Pattern



E	F	G
4.60	1.20	1.00
2.00		
0.91		

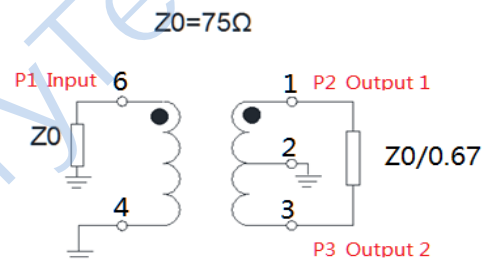
FUNCTIONAL SCHEMATIC



PIN CONFIGURATION

Pin No.	Function
1	Secondary Dot (output1)
2	Center tap (ground)
3	Secondary (output2)
4	Primary (ground)
5	Not used(ground)
6	Primary Dot (input)

APPLICATION & TEST CIRCUIT



ELECTRICAL SPECIFICATIONS@25°C:

Parameters (P#: ENA PORT)	frequency band	Min.	Typ.	Max.	Unit
Port Impedance, Z0 (P1 / P2 / P3)			75 / 25 / 25		Ohm
Insertion Loss (pin6-pin3)	5-25MHz		0.5	0.7	dB
	25-100MHz		0.6	0.8	dB
Insertion Loss (pin6-pin1)	5-25MHz		0.6	0.8	dB
	25-100MHz		0.7	0.9	dB
Phase Balance	5-100MHz		0.2	2.0	Deg
Amplitude Balance	5-100MHz		0.1	0.3	dB
Input Return Loss (pin6)	5-50MHz	20.0	27.0		dB
	50-100MHz	13.0	19.0		dB

ABSOLUTE MAXIMUM RATINGS

Parameter	Value
Input RF Power	250mW Max
DC Current	200mA Max
Storage Temperature Range	-55 to 125°C
Operating Temperature Range	-40 to 85°C

Tel: +86-28-85589664

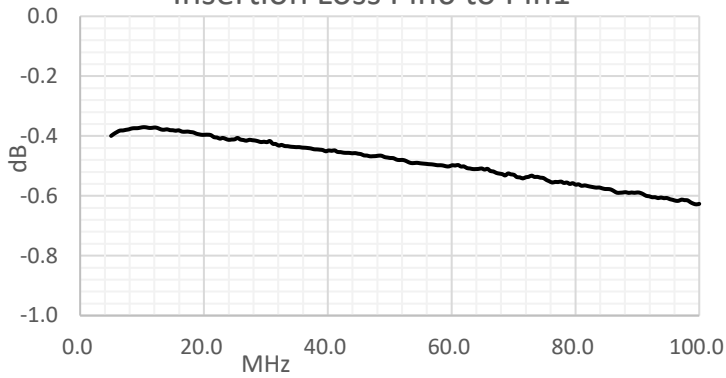
E-mail: mr_li@henglitaitech.com

Web: www.hltchips.com

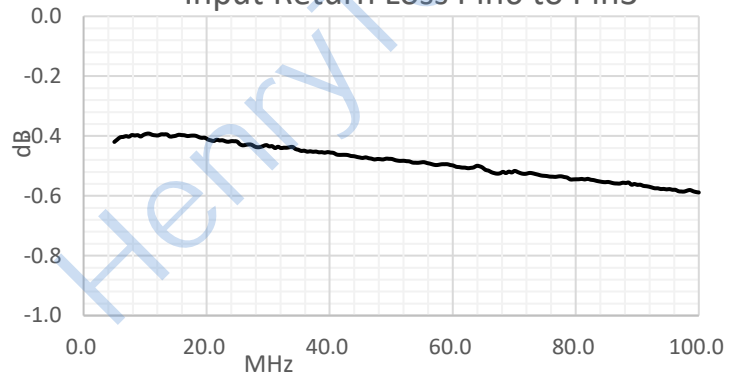
Address: No.198 Tianqin East Street, Gaoxin West District, Chengdu City

TEST CURVE

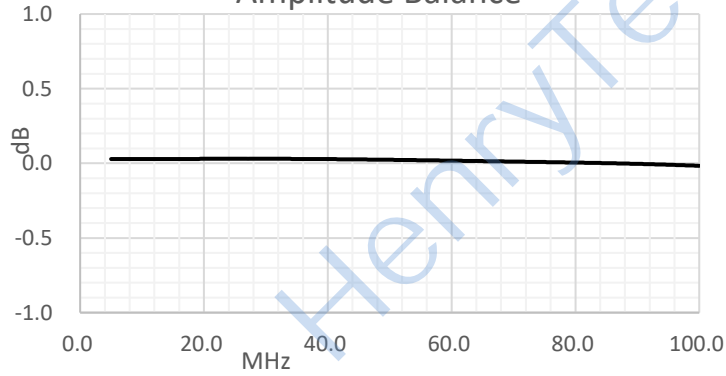
Insertion Loss Pin6 to Pin1



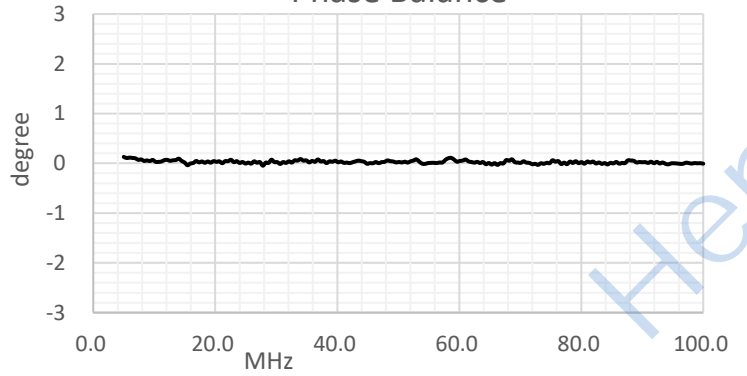
Input Return Loss Pin6 to Pin3



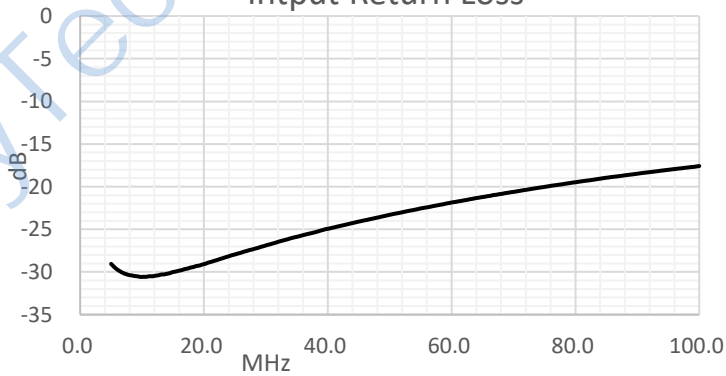
Amplitude Balance



Phase Balance



Input Return Loss



X-ON Electronics

Largest Supplier of Electrical and Electronic Components

Click to view similar products for [Signal Conditioning](#) category:

Click to view products by [HenryTech](#) manufacturer:

Other Similar products are found below :

[PD0409J5050S2HF](#) [HHS-109-PIN](#) [AFS14A35-1591.50-T3](#) [JP510S](#) [LFB322G45SN1A504](#) [SF2159E](#) [FM-104-PIN](#) [CER0813B](#)
[MAPDCC0005](#) [3A325](#) [BD0810N50100AHF](#) [DC0710J5005AHF](#) [DC2327J5005AHF](#) [LFL15869MTC1B787](#) [X3C19F1-20S](#)
[CDBLB455KCAX39-B0](#) [RF1353C](#) [051157-0000](#) [PD0922J5050D2HF](#) [600S150FTRB](#) [1E1305-3](#) [1F1304-3S](#) [TP-103-PIN](#)
[BD1222J50200AHF](#) [BD1722J50100AHF](#) [2450DP39K5400E](#) [BD0810J50150AHF](#) [BD1722J50200AHF](#) [DS-327-PIN](#) [MACP-008125-](#)
[CK07F0](#) [DS-329-PIN](#) [DS-313-PIN](#) [TP-104-PIN](#) [TP-101-PIN](#) [HH-128-PIN](#) [8594810000](#) [T-1000-N](#) [JP506S](#) [XC0900P-10S](#) [XC0900B-30S](#)
[CHE1260-QAG](#) [11305-10](#) [5962-9091202MXA](#) [3A412S](#) [X3C06A4-03S](#) [B39000Z3410A4](#) [DSS-333-PIN](#) [PD2425J5050S2HF](#)
[B39242B4360P810](#) [B39781B8005P810](#)