

H3-MABA-011062

1-300MHz 75Ω 1:2 Balun

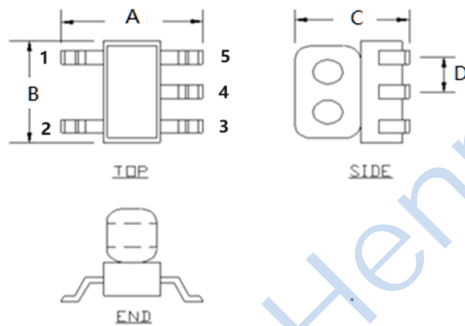
• APPLICATIONS

• Ideally suited for all CATV Broadband and FTTx applications.

• FEATURES

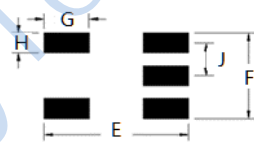
- Surface mount
- Impedance ratio: 1:2
- Centre tap on secondary
- RoHS compliant and Pb free
- Available on tape and reel
- 260° reflow compatible

DIMENSIONS



A	B	C
4.23	3.74	3.61
D		
1.27		

Land Pattern



E	F	G
4.83	3.30	1.40
H	J	
0.76	1.27	

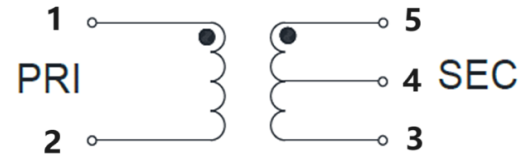
Unless otherwise stated dimensions are in mm

Tolerance: .xx ± 0.25, .xxx ± 0.05

ELECTRICAL SPECIFICATIONS@25°C:

Parameters (P#: ENA PORT)	frequency band	Min.	Typ.	Max.	Unit
Port Impedance, Z0			75		Ohm
Impedance Ratio			1:2		
Insertion Loss 1 (Pin1 - Pin3)	1 - 300 MHz		0.5	0.8	dB
Insertion Loss 2 (Pin1 - Pin5)	1 - 200 MHz		0.5	0.8	dB
	200 - 300 MHz		0.7	1	dB
Input Return Loss(Pin 1)	1-5MHz	14	18.0		dB
	5-300MHz	17.0	19.0		dB
Amplitude Balance	1 - 180 MHz		0.02	0.2	dB
	180 - 300 MHz		0.20	0.5	dB
Phase Balance(ref value 180°)	1 - 150 MHz		0.50	2.0	Deg
	150 - 300 MHz		1.0	4.0	Deg

FUNCTIONAL SCHEMATIC



PIN CONFIGURATION

Pin No.	Function
1	Primary Dot (input)
2	Primary (ground)
3	Secondary (Output1)
4	Center Tap (Ground)
5	Secondary Dot (Output2)

ABSOLUTE MAXIMUM RATINGS

Parameter	Value
Input RF Power	2000mW Max
DC Current	1500mA Max
Operating Temperature Range	-40 to 125°C

Tel: +86-28-85589664

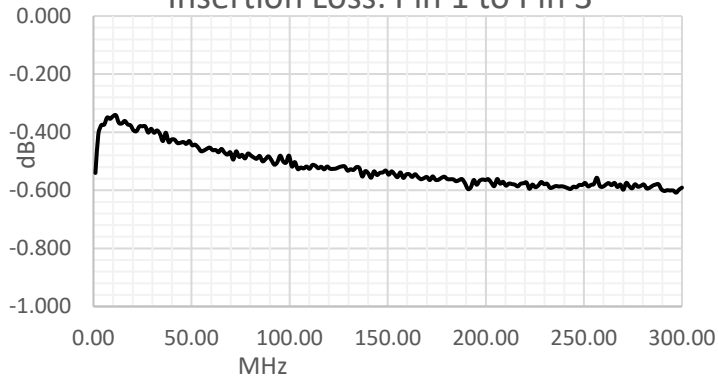
E-mail: mr_li@henglitaitech.com

Web: www.hltchips.com

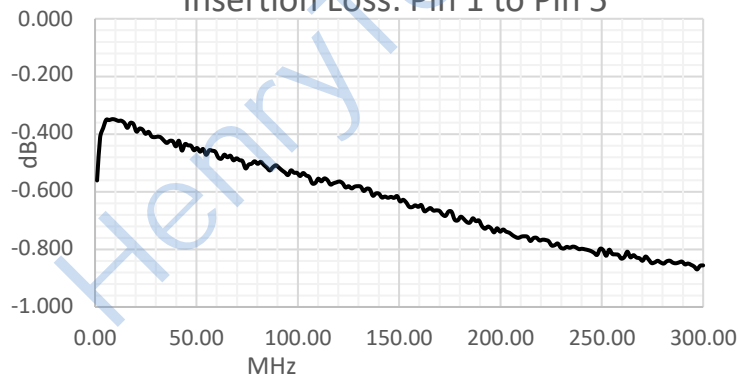
Adress:No.198 Tianqin East Street, Gaoxin West District, Chengdu City

TEST CURVE

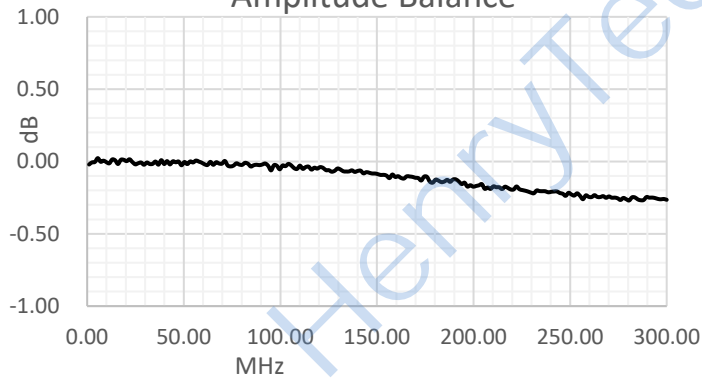
Insertion Loss: Pin 1 to Pin 3



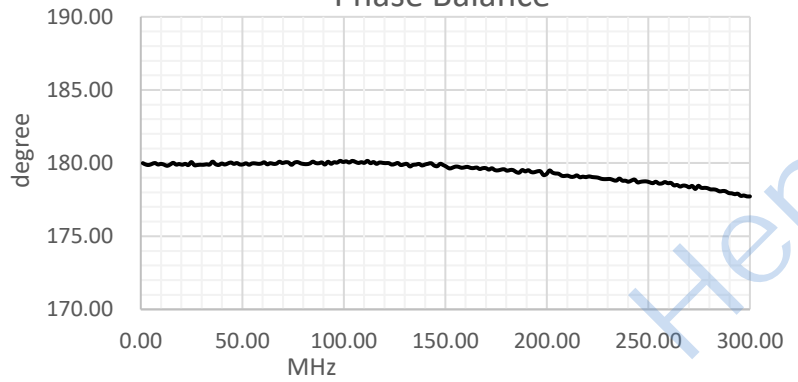
Insertion Loss: Pin 1 to Pin 5



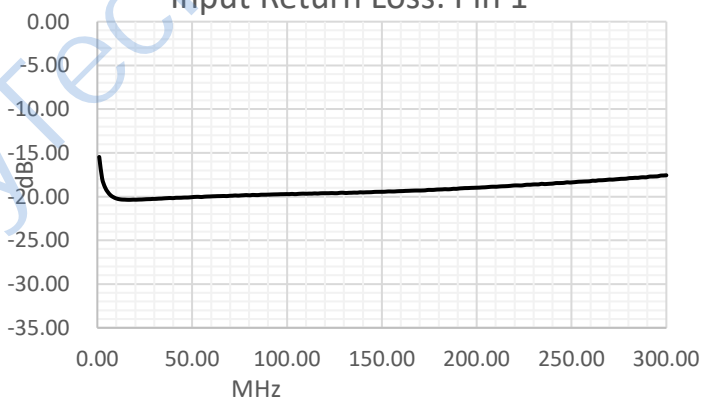
Amplitude Balance



Phase Balance



Input Return Loss: Pin 1



X-ON Electronics

Largest Supplier of Electrical and Electronic Components

Click to view similar products for [Signal Conditioning](#) category:

Click to view products by [HenryTech](#) manufacturer:

Other Similar products are found below :

[PD0409J5050S2HF](#) [HHS-109-PIN](#) [AFS14A35-1591.50-T3](#) [JP510S](#) [LFB322G45SN1A504](#) [SF2159E](#) [FM-104-PIN](#) [CER0813B](#)

[MAPDCC0005](#) [3A325](#) [BD0810N50100AHF](#) [DC0710J5005AHF](#) [DC2327J5005AHF](#) [LFL15869MTC1B787](#) [X3C19F1-20S](#)

[CDBLB455KCAX39-B0](#) [RF1353C](#) [051157-0000](#) [PD0922J5050D2HF](#) [600S150FTRB](#) [1E1305-3](#) [1F1304-3S](#) [TP-103-PIN](#)

[BD1222J50200AHF](#) [BD1722J50100AHF](#) [2450DP39K5400E](#) [BD0810J50150AHF](#) [BD1722J50200AHF](#) [DS-327-PIN](#) [MACP-008125-](#)

[CK07F0](#) [DS-329-PIN](#) [DS-313-PIN](#) [TP-104-PIN](#) [TP-101-PIN](#) [HH-128-PIN](#) [8594810000](#) [T-1000-N](#) [JP506S](#) [XC0900P-10S](#) [XC0900B-30S](#)

[CHE1260-QAG](#) [11305-10](#) [5962-9091202MXA](#) [3A412S](#) [X3C06A4-03S](#) [B39000Z3410A4](#) [DSS-333-PIN](#) [PD2425J5050S2HF](#)

[B39242B4360P810](#) [B39781B8005P810](#)