

“Stay Connected” with



Liquid Tight Cordgrips

a PennEngineering® Company



Heyco® Original Series-35 Liquid Tight Cordgrips Straight-Thru, NPT Hubs

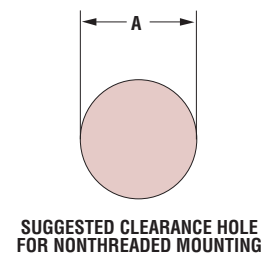
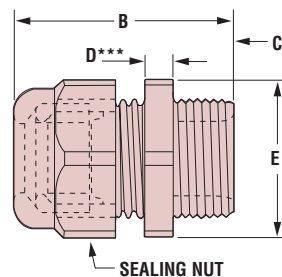

- **Wide range of approved cable diameters.**
- IP 68 rated.
- Acme threads on body prevent skipping and speed installation.
- For use in clearance or threaded holes.
- All nylon construction with TPE sealing gland resists salt water, weak acids, gasoline, alcohol, oil, grease, and common solvents. (This feature is not assessed by UL.)
- Multiple sizes for flexible cord diameters ranging from .069” (1,8 mm) to 1.000” (25,4 mm). For larger sizes, see Heyco-Tite Liquid Tight Cordgrips on page 3-1.
- We recommend using the cordgrip with the smallest maximum diameter that will fit your application. Cable ranges listed are for the maximum IP68 sealing range. Contact Heyco for UL approved 514B cable ranges.
- **Locknuts not included.** For nylon locknut specifications or to order locknuts separately, see page 3-47.
- For Heyco Liquid Tight Threaded Plugs, see page 3-51.
- Consult Heyco for cordgrips molded in other colors.

CABLE DIA. RANGE				PART NO.		DESCRIPTION	UL or IEC	PART DIMENSIONS									
Minimum		Maximum		Locknuts Not Included*				A	B	C	D		E				
in.	mm.	in.	mm.	Black	Gray	Clearance Hole Dia.	Max. O.A. Length	Thread Length	Wrenching Nut Thk.		Flat Size						
						in.	mm.	in.	mm.	in.	mm.	in.	mm.				
.069	1,8	.187	4,7	3458	3459	RLTF 3/8	UL	.670	17,0	1.49	37,8	.53	13,5	.20	5,1	.75	19,1
.115	2,9	.312	7,9	3228	3229	LTF 3/8											
.170	4,3	.450	11,4	3231	3232	LTF 1/2	UL	.875	22,2	1.72	43,7	.62	15,7	.20	5,1	.95	24,1
.230	5,8	.546	13,9	3200	3201	LLTF 1/2	UL	.875	22,2	1.83	46,5	.62	15,7	.23	5,8	1.05	26,7
.250	6,4	.485	12,3	3204	3205	MRLTF 1/2	UL	.875	22,2	1.97	50,0	.63	16,0	.23	5,8	1.30	33,0
.450	11,4	.709	18,0	3202	3203	MLTF 1/2**											
.250	6,4	.485	12,3	3460	3461	RLTF 3/4	UL	1.068	27,1	1.97	50,0	.63	16,0	.23	5,8	1.30	33,0
.450	11,4	.709	18,0	3234	3235	LTF 3/4											
.590	15,0	1.000	25,4	8437	8438	LTF 1	UL	1.350	34,3	2.42	61,5	.75	19,1	.28	7,1	1.65	41,9

Standard colors black and gray.

*To order Nylon or Metal Locknuts separately, see pages 3-47 and 3-48.

**For cable diameters greater than .600”, the insulating jacket must be stripped back. Reference customer drawing 3202/3203. For larger sizes, see Heyco-Tite Liquid Tight Cordgrips on page 3-1.



Consult Heyco for your alternate material requirements!

Material	Nylon 6/6 with TPE Sealing Gland
Certifications	UL Listed under Underwriters' Laboratories File E51579 UL Recognized Under the Component Program of Underwriters' Laboratories File E51579 CS Certified by Canadian Standards Association File 93876C
Flammability Rating	94V-2
Temperature Range	Static -40°F (-40°C) to 239°F (115°C) Dynamic -4°F (-20°C) to 212°F (100°C)
IP Rating	IP 68 (70 PSI, 5 BAR)

Quick Specs

X-ON Electronics

Largest Supplier of Electrical and Electronic Components

Click to view similar products for [Cable Glands, Strain Reliefs & Cord Grips](#) category:

Click to view products by [Heyco](#) manufacturer:

Other Similar products are found below :

[1218](#) [1300980012](#) [1300980105](#) [DBZM-6828](#) [1498](#) [915](#) [300623](#) [5632NM](#) [1124](#) [1151](#) [561-MP6P4WH](#) [5534M](#) [9000005073](#) [52104486](#)
[5315817](#) [N16 025 0112 1](#) [N16 020 0112 1](#) [M6106](#) [7422](#) [NG-9516 Gasket](#) [N16 016 0112 1](#) [NG-9514 Gasket](#) [52006151](#) [2704](#) [1.097.2012.50](#)
[1.152.1300.01](#) [1.152.2000.50](#) [1.152.2100.01](#) [1.152.4000.50](#) [1.209.1218.70](#) [1.209.6400.71](#) [1.609.1100.01](#) [1.609.2900.15](#) [1.609.3200.52](#)
[1.609.5000.51](#) [1.609.6300.50](#) [1.676.2500.50](#) [53112705](#) [53112715](#) [53112735](#) [53119073](#) [54115405](#) [52004120](#) [52001894](#) [53018160](#)
[APGPG36BA](#) [1300990004](#) [1.033.0913.01](#) [1.033.1116.01](#) [1.033.2936.01](#)