

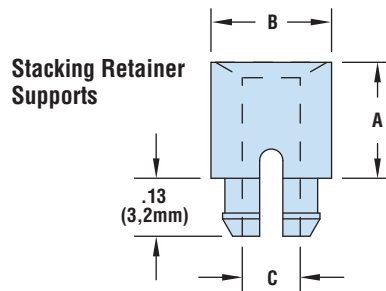
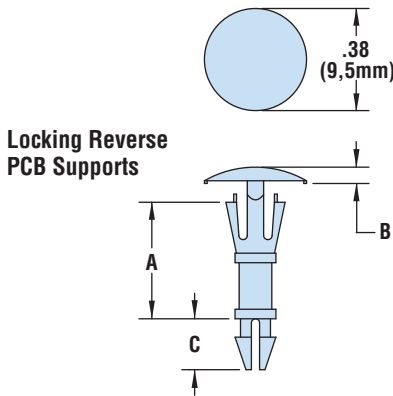



# Heyco® Nylon PCB Supports

## Locking Reverse PCB Supports

PANEL DIMENSIONS				PCB DIMENSIONS				PART NO.	DESCRIPTION	PART DIMENSIONS						
Maximum Thickness	Mounting Hole Diameter		Maximum Thickness	Mounting Hole Diameter		Natural	A Spacing			B Head Length		C Foot Length				
in.   mm.	in.   mm.	in.   mm.	in.   mm.	in.   mm.	in.   mm.			in.   mm.	in.   mm.	in.   mm.	in.   mm.	in.   mm.	in.   mm.			
<b>SS LR Series</b>																
.06	1,6	.187	4,8	.06	1,6	.125	3,2	<b>3699</b>	SS LR 5/16	.31	7,9	.06	1,5	.19	4,8	<b>NEW!</b>
								<b>3700</b>	SS LR 3/8	.38	9,5					
								<b>3701</b>	SS LR 7/16	.44	11,1					

Standard color natural.



## Stacking Retainer Supports

PANEL DIMENSIONS				PCB DIMENSIONS				PART NO.	DESCRIPTION	PART DIMENSIONS						
Maximum Thickness	Mounting Hole Diameter		Screw Size	Maximum Thickness			Natural			A Spacing		B Outside Diameter		C Inside Diameter		
in.   mm.	in.   mm.	in.   mm.		in.   mm.	in.   mm.				in.   mm.	in.   mm.	in.   mm.	in.   mm.	in.   mm.	in.   mm.		
<b>SS RS Series</b>																
.06	1,6	.187	4,8	#4	.06	1,6	<b>3681</b>	HSSRS4-02	.13	3,2	.26	6,6	.13	3,2		
							<b>3683</b>	HSSRS4-03	.19	4,8						
							<b>3684</b>	HSSRS4-04	.25	6,4						
							<b>3685</b>	HSSRS4-06	.38	9,5						
		<b>3687</b>	HSSRS4-08	.50	12,7											
		<b>3688</b>	HSSRS4-10	.63	15,9											
		.234	6,0	#6	.06	1,6	<b>3689</b>	HSSRS6-04	.25	6,4			.31	7,9	.15	3,9
							<b>3690</b>	HSSRS6-06	.38	9,5						
	<b>3691</b>						HSSRS6-08	.50	12,7							
	<b>3692</b>						HSSRS6-10	.63	15,9							
	#8			.06	1,6	<b>3693</b>	HSSRS8-04	.25	6,4	.31	7,9	.17			4,3	
						<b>3694</b>	HSSRS8-06	.38	9,5							
						<b>3695</b>	HSSRS8-08	.50	12,7							
						<b>3696</b>	HSSRS8-10	.63	15,9							

Standard color natural.

- Durable, lightweight, and high strength design.
- Locking Reverse PCB Supports are **ideal for minimal clearance locations** and suitable for chassis-to-board requirements.



- Stacking Retainer Supports are suitable for **board to board and chassis to board** requirements.
- Easily installed without tools.

Material: Nylon 6/6  
 Flammability Rating: 94-V0  
 Temperature Range: 32°F (0°C) to 185°F (85°C)

Quick Specs

## X-ON Electronics

Largest Supplier of Electrical and Electronic Components

*Click to view similar products for [Circuit Board Hardware - PCB category](#):*

*Click to view products by [Heyco manufacturer](#):*

Other Similar products are found below :

[8919-0-00-15-00-00-03-0](#) [0135-0-15-01-30-27-04-0](#) [5970-1-15-01-32-14-04-0](#) [0149-0-15-15-30-27-04-0](#) [MBI 1 BLUE](#) [7305-0-15-15-47-14-10-0](#) [MLN 150/1 BLACK](#) [8579-0-15-80-11-27-10-0](#) [8579-1-15-15-11-27-10-0](#) [8830-0-15-01-22-14-10-0](#) [8836-0-00-21-00-00-03-0](#) [PRUEF 2 RED](#) [9976-0-00-00-00-00-03-0](#) [PW1616](#) [1215-3-05-00-00-00-01-0](#) [1231](#) [1303-0-15-15-47-14-04-0](#) [1404-3](#) [1404-4](#) [1406-4](#) [1407-3](#) [1406-3](#) [1407-4](#) [1408-3](#) [1424-4](#) [1427-3](#) [1419-4](#) [1426-4](#) [1548-103](#) [1938-0-00-00-00-00-03-0](#) [1942-0-00-00-00-00-03-0](#) [2101-3-00-44-00-00-07-0](#) [2108-2-00-50-00-00-07-0](#) [2109-2-00-44-00-00-07-0](#) [2110-2-00-44-00-00-07-0](#) [2111-2-00-00-00-00-07-0](#) [2113-4-00-44-00-00-07-0](#) [2301-3-00-44-00-00-07-0](#) [2308-1-00-50-00-00-07-0](#) [2313-2-00-00-00-00-07-0](#) [2315-2-01-44-00-00-07-0](#) [2333-1-00-50-00-00-07-0](#) [9000-0-00-00-00-00-03-0](#) [2506-2-00-50-00-00-07-0](#) [2507-2-01-44-00-00-07-0](#) [2508-2-00-44-00-00-07-0](#) [2561-2-00-44-00-00-07-0](#) [9220](#) [9234-0-15-15-30-14-10-0](#) [LAS S G BLACK](#)