



HEYClip™ Shorty Cable Holders - Arrowhead Mount

WIRE CAPACITY		PART NO.		DESCRIPTION	OVERALL HEIGHT C		FOOTPRINT A x B		MOUNTING HOLE DIA.		STYLE
in.	mm.	Natural 94V-2	94V-0		in.	mm.	in.	mm.	in.	mm.	
MH1,7 Series For Panels up to .063" (1,6 mm) thick											
.19 x .04	4,8 x 0,9	4245	-	CHRS 41-1 †	.16	4,1	.08x.28	2,0x7,0	.067	1,7	3
MH1,8 Series For Panels up to .063" (1,6 mm) thick											
.17 x .12	4,3 x 3,0	4222	4222F	CHRS 58-1	.23	5,8	.07 x .27	1,9 x 6,9	.071	1,8	1
.17 x .33	4,3 x 8,5	4223	4223F	CHRS 112-1	.44	11,2					
For Panels up to .090" (2,3 mm) thick											
.17 x .12	4,3 x 3,0	4224	4224F	CHRS 58-2	.23	5,8	.07 x .27	1,9 x 6,9	.071	1,8	1
.17 x .33	4,3 x 8,5	4225	4225F	CHRS 112-2	.44	11,2					
MH3,0 Series For Panels up to .063" (1,6 mm) thick											
.16 x .25	4,1 x 6,4	3660	-	CHRS 1	.29	7,4	.17 x .36	4,3 x 9,1			
.26 x .12	6,6 x 3,0	4226	4226F	CHRS 73-1	.29	7,3	.16 x .36	4,0 x 9,1*			
.32 x .16	8,1 x 3,9	4227	4227F	CHRS 91-1	.36	9,1	.16 x .43	4,0 x 10,8	.118	3,0	2
.36 x .24	9,1 x 6,0	4228	4228F	CHRS 112-1	.44	11,2	.16 x .47	4,0 x 12,0			
.36 x .30	9,1 x 7,7	4229	4229F	CHRS 130-1	.51	13,0					
For Panels up to .100" (2,6 mm) thick											
.26 x .12	6,6 x 3,0	4230	4230F	CHRS 73-2	.29	7,3	.16 x .36	4,0 x 9,1*			
.32 x .16	8,1 x 3,9	4231	4231F	CHRS 91-2	.36	9,1	.16 x .43	4,0 x 10,8	.118	3,0	2
.36 x .24	9,1 x 6,0	4232	4232F	CHRS 112-2	.44	11,2	.16 x .47	4,0 x 12,0			
.36 x .30	9,1 x 7,7	4233	4233F	CHRS 130-2	.51	13,0					
MH3,5 Series For Panels up to .063" (1,6 mm) thick											
.16 x .25	4,1 x 6,4	3661	-	CHRS 2	.29	7,4	.17 x .36	4,3 x 9,1			
.16 x .35	4,1 x 8,9	3662	-	CHRS 3	.45	11,4	.17 x .48	4,3 x 12,0			
.26 x .12	6,6 x 3,0	4234	4234F	CHRS 73-1-2	.29	7,3	.16 x .36	4,0 x 9,1*			
.32 x .16	8,1 x 3,9	4235	4235F	CHRS 91-1-2	.36	9,1	.16 x .43	4,0 x 10,8	.138	3,5	2
.36 x .24	9,1 x 6,0	4236	4236F	CHRS 112-1-2	.44	11,2	.16 x .47	4,0 x 12,0			
.36 x .30	9,1 x 7,7	4237	4237F	CHRS 130-1-2	.51	13,0					
For Panels up to .090" (2,3 mm) thick											
.26 x .12	6,6 x 3,0	4238	4238F	CHRS 73-2-2	.29	7,3	.16 x .36	4,0 x 9,1*			
.32 x .16	8,1 x 3,9	4239	4239F	CHRS 91-2-2	.36	9,1	.16 x .43	4,0 x 10,8	.138	3,5	2
.36 x .24	9,1 x 6,0	4262	4262F	CHRS 112-2-2	.44	11,2	.16 x .47	4,0 x 12,0			
.36 x .30	9,1 x 7,7	4263	4263F	CHRS 130-2-2	.51	13,0					

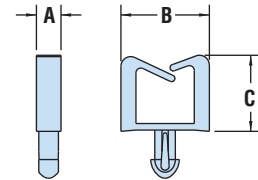

Standard color natural 94V-2 and natural 94V-0.

† Two Prong mounting style.

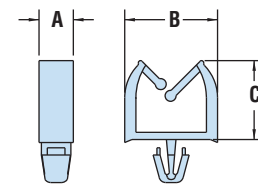
*Features raised "bumps" on sides of part.



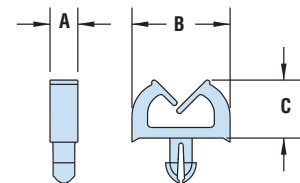
- Part Description Key: CHRS-X-Y-Z, where X = Overall Height (mm), Y = Mounting Panel Thickness (mm) and Z (if present) indicates a different Mounting Hole Dia.



Style 1



Style 2



Style 3

Material	Nylon 6/6
Certifications	Recognized under UL File E54523 - pending
Flammability Rating	94V-2
Temperature Range	32°F (0°C) to 185°F (85°C)

Quick Specs

X-ON Electronics

Largest Supplier of Electrical and Electronic Components

Click to view similar products for [Cable Mounting & Accessories](#) category:

Click to view products by [Heyco](#) manufacturer:

Other Similar products are found below :

[582603-1](#) [009333-000](#) [727844N003](#) [747](#) [809090N001](#) [843188-000](#) [8666](#) [967279N002](#) [DB-11](#) [1300840039](#) [1300900096](#) [1301800416](#)
[1302264450](#) [1300830184](#) [1300830729](#) [1300900039](#) [1301580036](#) [1301850553](#) [1301860939](#) [1302000074](#) [1302261315](#) [1302264431](#)
[1337706-2](#) [APA18-AK](#) [1724](#) [1-787307-1](#) [185491N001](#) [1868](#) [HP-6N](#) [C-202-C](#) [202C221-13-0](#) [CA7308-000](#) [8S23-75FR-CS8184](#) [2684](#) [9648](#)
[3089](#) [988382-000](#) [A72821-000](#) [AA401](#) [173506-000](#) [202C292-13-0](#) [202C302-13-0](#) [2109](#) [300625](#) [3330](#) [3412](#) [M9142](#) [M9143](#) [529732-000](#)
[561-50D1187](#)