



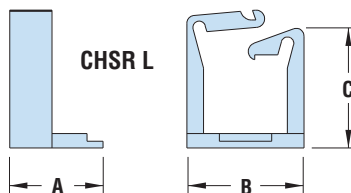
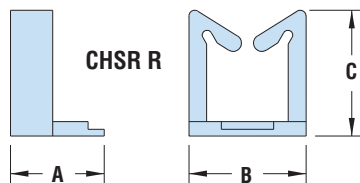
- Designed to mount easily on panel with push rivet (see table) or a #6 screw.
- Allows mounting to a wide range of panel thicknesses.
- See Quick Specs on page 7-55.

HEYClip™ Cable Holders - Snap Rivet Mount

WIRE CAPACITY		PART NO.	DESCRIPTION	OVERALL HEIGHT C		FOOTPRINT A x B		MOUNTING HOLE DIAMETER			
in.	mm.			in.	mm.	in.	mm.	in.	mm.		
Top Entry - Regular Gate											
.44	x .17	11,1	x 4,3	12025	CHSR R-11	.45	11,4	.49 x .61	12,4 x 15,5	.144	3,7
	x .36		x 9,1	12026	CHSR R-16	.64	16,3				
	x .73		x 18,5	12027	CHSR R-25	1.00	18,5				
	x 1.04		x 26,4	12028	CHSR R-33	1.31	26,4				
Top Entry - Latch Gate											
.44	x .14	11,1	x 3,6	12029	CHSR L-11	.45	11,4	.49 x .61	12,4 x 15,5	.144	3,7
	x .34		x 8,6	12030	CHSR L-16	.64	16,3				
	x .72		x 18,3	12031	CHSR L-25	1.00	25,4				
	x 1.00		x 25,4	12032	CHSR L-33	1.31	33,3				

NEW PRODUCTS!

Standard color natural.



Rivet Table for CHSR			
PART NO.	DESCRIPTION	PANEL THICKNESS	
		in.	mm.
9044	PR 142-047 BLACK	.01-.05	0,3-1,2
9046	PR 142-083 BLACK	.05-.08	1,2-2,1
9048	PR 142-106 BLACK	.07-.11	1,8-2,7
9050	PR 142-118 BLACK	.08-.12	2,1-3,0
9052	PR 142-146 BLACK	.11-.14	2,8-3,7
9054	PR 142-177 BLACK	.14-.18	3,6-4,6
9056	PR 142-217 BLACK	.18-.22	4,6-5,6

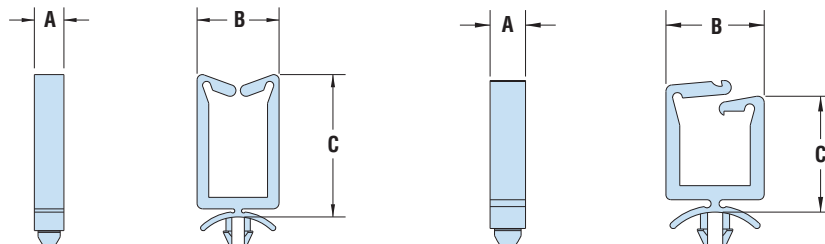


HEYClip™ Cable Holders - Two Prong Mount

For panels up to .063" (1,6 mm) thick

WIRE CAPACITY		PART NO.	DESCRIPTION	OVERALL HEIGHT C		FOOTPRINT A x B		MOUNTING HOLE DIAMETER			
in.	mm.			in.	mm.	in.	mm.	in.	mm.		
Top Entry - Regular Gate											
.44	x .19	11,1	x 4,8	4337	CH R-13-P	.51	13,0	.22 x .61	5,6 x 15,5	.187	4,8
	x .38		x 9,7	4338	CH R-18-P	.71	18,0				
	x .74		x 18,8	4339	CH R-27-P	1.06	26,9				
	x 1.05		x 26,7	4340	CH R-35-P	1.37	34,8				
Top Entry - Latch Gate											
.44	x .14	11,1	x 3,6	4341	CH L-13-P	.51	13,0	.22 x .61	5,6 x 15,5	.187	4,8
	x .33		x 8,4	4342	CH L-18-P	.71	18,0				
	x .69		x 17,5	4343	CH L-27-P	1.06	27,0				
	x 1.00		x 25,4	4344	CH L-35-P	1.37	34,8				

Standard color natural. Flame retardant UL 94V-0 material available, consult Heyco.



Regular Gate

Latch Gate

- Gather and direct single or bundles of cable at low cost.
- **Two orientations:**
 1. Vertical for **Top Entry** and narrow width.
 2. Horizontal for **Side Entry** and low height where clearance is a problem.
- **Two gate types:**
 1. Regular gate secures cables with tension alone.
 2. Latch gate locks cables in place.

Both types install with fingertip pressure into a 3/16" (4,8 mm) diameter mounting hole.
- Part Description Key: CH X-Y-Z, where R = Regular Gate, L = Latch Gate, Y = Overall Height (mm) and P indicates the Split Prong mounting design.
- See Quick Specs on page 7-55.

X-ON Electronics

Largest Supplier of Electrical and Electronic Components

Click to view similar products for [Cable Mounting & Accessories](#) category:

Click to view products by [Heyco](#) manufacturer:

Other Similar products are found below :

[582603-1](#) [009333-000](#) [727844N003](#) [747](#) [809090N001](#) [843188-000](#) [8666](#) [967279N002](#) [DB-11](#) [1300840039](#) [1300900096](#) [1301800416](#)
[1302264450](#) [1300830184](#) [1300830729](#) [1300900039](#) [1301580036](#) [1301850553](#) [1301860939](#) [1302000074](#) [1302261315](#) [1302264431](#)
[1337706-2](#) [APA18-AK](#) [1724](#) [1-787307-1](#) [185491N001](#) [1868](#) [HP-6N](#) [C-202-C](#) [202C221-13-0](#) [CA7308-000](#) [8S23-75FR-CS8184](#) [2684](#) [9648](#)
[3089](#) [988382-000](#) [A72821-000](#) [AA401](#) [173506-000](#) [202C292-13-0](#) [202C302-13-0](#) [2109](#) [300625](#) [3330](#) [3412](#) [M9142](#) [M9143](#) [529732-000](#)
[561-50D1187](#)