

“Stay Connected” with



Strain Relief Bushings

a PennEngineering® Company



Heyco® Strain Relief Mounting Hole Punches

Maximum Gauge for Mild Steel	PANEL DIMENSIONS				PART NO.	DESCRIPTION	REQUIRED PULLER	
	A Mounting Hole Dia.		B To Prevent Rotation					
	in.	mm.	in.	mm.				
16 ga.	.375	9,5	.330	8,4	1333	SRP 375-330	1350*	
			.345	8,8	1334	SRP 375-345		
14 ga.	.437	11,1	.390	9,9	1335	SRP 437-390	1351*	
			.450	11,4	1337	SRP 500-450		
	.500	12,7	.460	11,7	1339	SRP 500-460		
			.465	11,8	1340	SRP 500-465		
		.562	14,3	.530	13,5	1341	SRP 562-530	1352**
		.625	15,9	.550	14,0	1342	SRP 625-550	
		.750	19,1	.660	16,8	1344	SRP 750-660	
		.875	22,2	.770	19,6	1345	SRP 875-770	
		1.000	25,4	.840	21,3	1346	SRP 875-840	1353**
		1.000	25,4	.875	22,2	1336	SRP 1000-875	
		1.093	27,8	.970	24,6	1338	SRP 1093-970	
		1.109	28,2	1.000	25,5	1343	SRP 1109-1000	
	1.130	28,7	1.005	25,5	1348	SRP 1130-1005		

*May be operated manually or used with a hydraulic puller.

**For use with CYL-201 and CYL-205A cylinders. May also be compatible with other industry standard pullers having a 3/4"-16 socket.



MOUNTING HOLE

- Double D configuration protects your strain relief and cable assembly from the forces of twist.
- Unique design prevents metal distortion during punching operation.
- Allows for the punching of mild steel, aluminum, fiberglass, and plastic.
- Available by special order only.

Operating Instructions for Heyco® Strain Relief Mounting Hole Punches

- Drill hole in panel one size larger than the stud of the punch.
- Disassemble punch and insert stud through hole.
- Install die and backing plate onto shaft then bearing and nut.
- Line up punch shaft to desired position and turn nut until punch goes through the metal.
- Disassemble nut bearing and backing plate and remove the slug from the die.
- Repeat process on next hole.
- ALWAYS REMOVE SLUG AFTER PUNCHING!



Heyco® Metal Strain Relief Bushings

For Round Cables

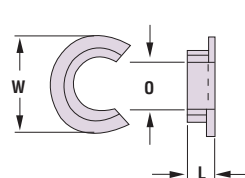
WILL FIT THESE CABLES Approximate Diameter				PART NO.	DESCRIPTION	PART DIMENSIONS						ATTACHING PLIERS PART NO.
Minimum		Maximum				O		W		L		
in.	mm.	in.	mm.			in.	mm.	in.	mm.	in.	mm.	
.250	6,4	.345	8,8	7412	MSR-1B	.29	7,4	.50	12,7	.17	4,3	0018
				7410	MSR-1	.29	7,4	.59	15,0	.17	4,3	
				7418	MSR-2S	.29	7,4	.78	19,8			
				7420	MSR-2	.29	7,4	.76	19,3			
				7430	MSR-3	.29	7,4	.65	16,5			
.300	7,6	.345	8,8	7411	MSR-1A	.20	5,1	.53	13,5	.17	4,3	0018
				7419	MSR-2A	.20	5,1	.78	19,8			
.340	8,6	.390	9,9	7414	MSR-2W	.26	6,6	.78	19,8	.17	4,3	0018
.375	9,5	.420	10,7	7421	MSR-2WS	.28	7,1	.78	19,8	.17	4,3	0019
				7422	MSR-1C	.29	7,4	.59	15,0			

- Designed to be attached to wire and cable inside of the panel.
- Easy assembly with recommended hand pliers.
- Permanent grip, nonslip design.
- Absorbs pull force only, to help meet UL and CSA requirements.
- Made of plated steel.
- DFARS Compliant

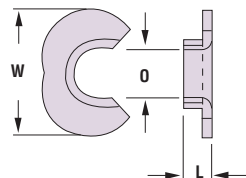
Heyco® Attaching Pliers for Metal Strain Reliefs



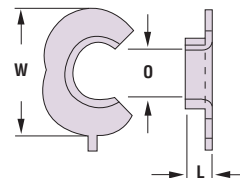
PN 0018 (1AB) & PN 0019 (R12)



7410, 7411, 7412, 7422



7414, 7418, 7419, 7421



7420, 7430

X-ON Electronics

Largest Supplier of Electrical and Electronic Components

Click to view similar products for [Cable Glands, Strain Reliefs & Cord Grips](#) category:

Click to view products by [Heyco](#) manufacturer:

Other Similar products are found below :

[1300980012](#) [1300980105](#) [DBZM-6828](#) [1498](#) [15190-103 R2](#) [300623](#) [07402002](#) [VC-M-KV-PG16 1X3/1X8](#) [5525](#) [35935](#) [35882](#) [M4340GAE](#)
[4597](#) [NG-9516 Gasket](#) [52006157](#) [52006176](#) [BM4963L](#) [53629556](#) [53629570](#) [53629675](#) [52025230](#) [52024853](#) [52103160](#) [52115810](#)
[53017640](#) [53019051](#) [53112270](#) [53112330](#) [53112860](#) [53112879](#) [53112929](#) [53111470](#) [53015270](#) [53015090](#) [53018090](#) [PG-29](#) [36680](#) [36681](#)
[36550](#) [35226](#) [35228](#) [36382](#) [36310](#) [35231](#) [36818](#) [36302](#) [36827](#) [37102-90](#) [35203](#) [35098](#)