

## SMAF Plastic-Encapsulate Diodes

### Schottky Rectifier

#### Features

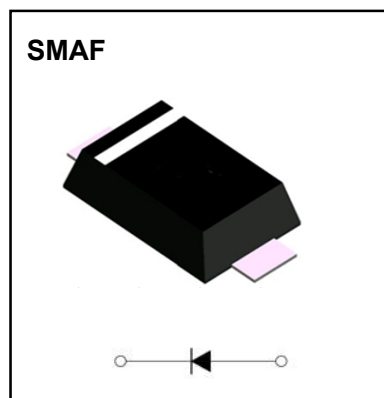
- $I_o$  3A
- $V_{RRM}$  20V-200V
- High surge current capability
- Polarity: Color band denotes cathode
- Chip Size 1.27mm X 1.27mm

#### Applications

- Rectifier

#### Marking

- SS32F-SS320F : SS32-SS320



#### Limiting Values (Absolute Maximum Rating)

Item	Symbol	Unit	Test Conditions	SS3								
				2F	3F	4F	5F	6F	8F	10F	15F	20F
Repetitive Peak Reverse Voltage	$V_{RRM}$	V		20	30	40	50	60	80	100	150	200
Maximum RMS Voltage	$V_{RMS}$	V		14	21	28	35	42	56	70	105	140
Average Forward Current	$I_{F(AV)}$	A	60HZ Half-sine wave, Resistance	3.0								
Surge(Non-repetitive)Forward Current	$I_{FSM}$	A	60Hz Half-sine wave ,1 cycle , $T_a=25^{\circ}C$	70								
Junction Temperature	$T_J$	$^{\circ}C$		-55~+125			-55~+150					
Storage Temperature	$T_{STG}$	$^{\circ}C$		-55 ~ +150								
IEC61000-4-2 ESD Voltage	$V_{ESD}$	KV	Air Model	± 15								
			Contact Model	± 8								

#### Electrical Characteristics ( $T = 25^{\circ}C$ Unless otherwise specified)

Item	Symbol	Unit	Test Condition	SS3							
				2F	3F	4F	5F	6F	8F	10F	15F
Peak Forward Voltage	$V_F$	V	$I_F=3.0A$	0.55		0.7		0.85		0.95	
Peak Reverse Current	$I_{RRM1}$	mA	$V_{RM}=V_{RRM}$	$T_a=25^{\circ}C$		0.5		0.1			
	$I_{RRM2}$			$T_a=100^{\circ}C$		10		5.0			
Thermal Resistance(Typical)	$R_{\theta J-A}$	$^{\circ}C/W$	Between junction and ambient	55							
	$R_{\theta J-L}$		Between junction and terminal	17							
	$R_{\theta J-C}$		Between junction and case	50							

#### Notes:

Thermal resistance from junction to ambient and from junction to lead mounted on P.C.B. with 0.2" x 0.2" (5.0 mm x 5.0 mm) copper pad areas

# Typical Characteristics

FIG.1: FORWARD CURRENT DERATING CURVE

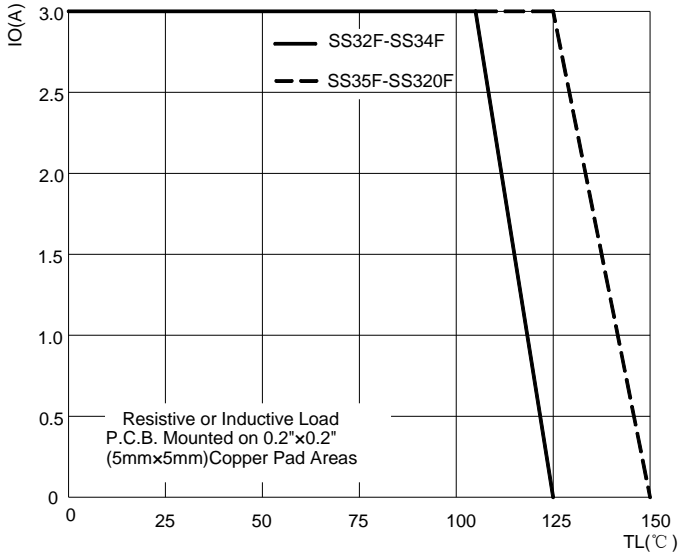


FIG.2: MAXIMUM NON-REPETITIVE FORWARD URGE CURRENT

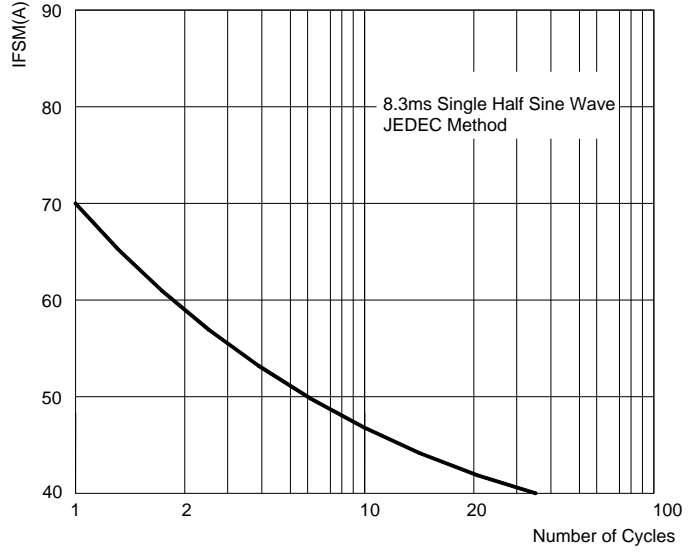


FIG.3: TYPICAL FORWARD CHARACTERISTICS

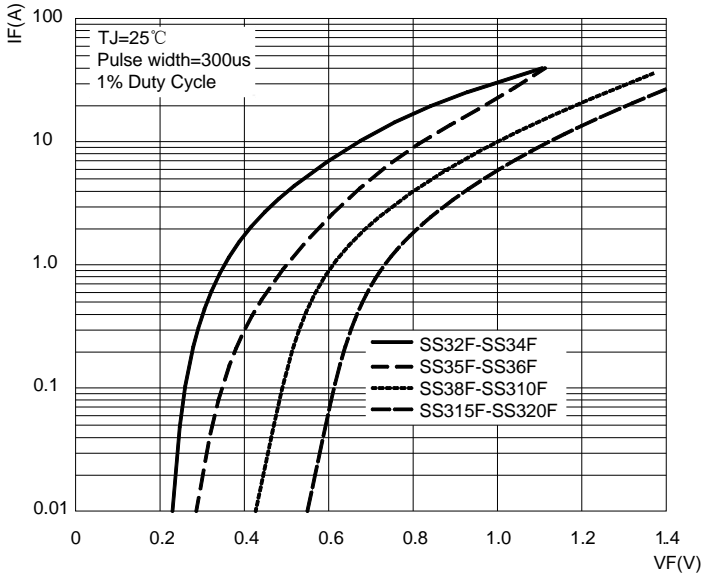
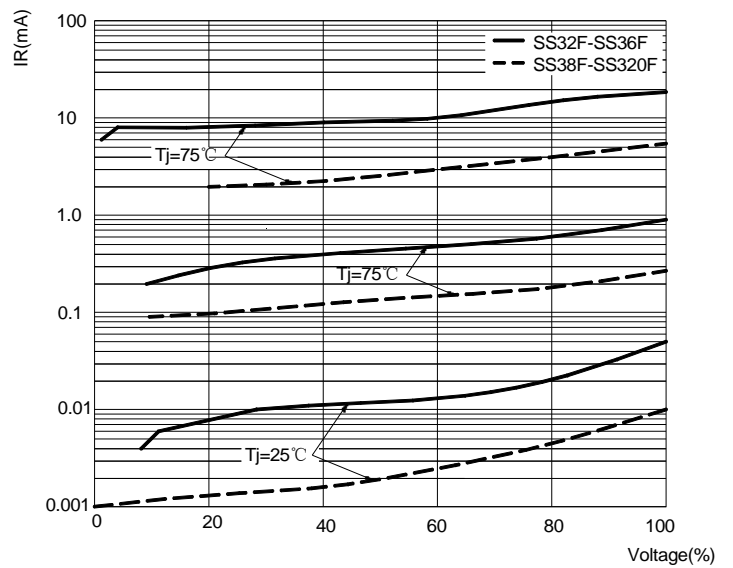
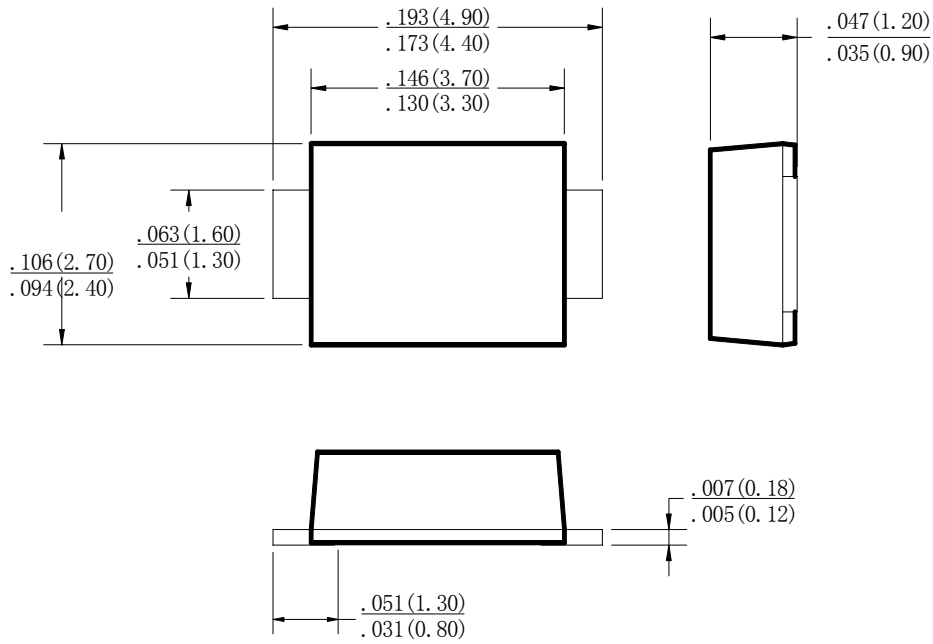


FIG.4: TYPICAL REVERSE CHARACTERISTICS

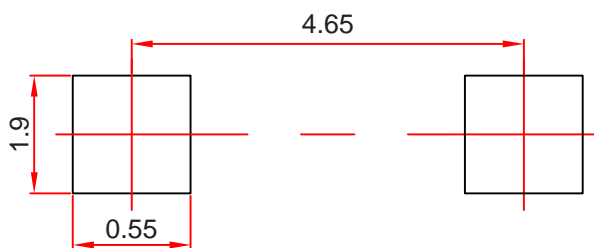


## SMAF Package Outline Dimensions



Dimensions in inches and (millimeters)

## SMAF Suggested Pad Layout



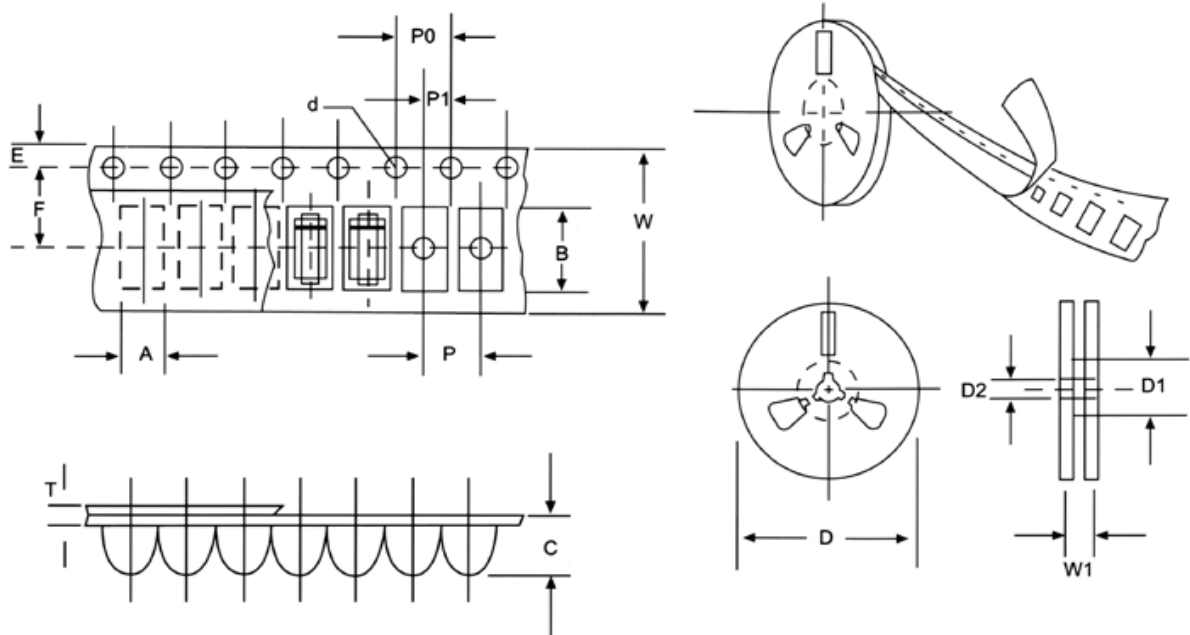
### Note:

1. Controlling dimension: in millimeters.
2. General tolerance:  $\pm 0.05$ mm.
3. The pad layout is for reference purposes only.

### NOTICE

JSHD reserve the right to make modifications, enhancements, improvements, corrections or other changes without further notice to any product herein. JSHD does not assume any liability arising out of the application or use of any product described herein.

## Reel Taping Specifications For Surface Mount Devices- SMAF



**FIG:CONFIGURATION OF AXIAL TAPING**


ITEM	SYMBOL	SMAF mm(inch)
Carrier width	A	2.83+0.1(0.112+0.004)
Carrier length	B	4.90+0.1(0.193+0.004)
Carrier depth	C	1.45+0.1(0.057+0.004)
Sprocket hole	d	1.55+0.05(0.061+0.002)
Reel outside diameter	D	280/178+2.0(11/7.0+0.079)
Reel inner diameter	D1	8.0+0.2(0.315+0.008)
Feed hole diameter	D2	13+0.5(0.512+0.020)
Sprocket hole position	E	1.75+0.1(0.069+0.004)
Punch hole position	F	5.5+0.05(0.217+0.002)
Punch hole pitch	P	4.0+0.1(0.157+0.004)
Sprocket hole pitch	P0	4.0+0.1(0.157+0.004)
Embossment center	P1	2.0+0.1(0.079+0.004)
Totall tape thickness	T	0.23-0.29(0.009-0.011)
Tape width	W	12.0+0.1(0.472+0.004)
Reel width	W1	16.8+2.0(0.661+0.079)

NOTE:Devices are packde in accordance with EIA standard RS-481-A and specification given above.

---

## SMAF Packing Information

---



REEL	Reel Size	Inner Box	Inner Box Size(mm)	Carton	Carton Size(mm)
3000 pcs	7 inch	12000pcs	180*182*70	120,000pcs	390*390*250

## X-ON Electronics

Largest Supplier of Electrical and Electronic Components

*Click to view similar products for [Schottky Diodes & Rectifiers](#) category:*

*Click to view products by [High Diode](#) manufacturer:*

Other Similar products are found below :

[CUS06\(TE85L,Q,M\)](#) [MA4E2039](#) [D1FH3-5063](#) [MBR0530L-TP](#) [MBR10100CT-BP](#) [MBR30H100MFST1G](#) [MMBD301M3T5G](#) [PMAD1103-LF](#) [PMAD1108-LF](#) [RB160M-50TR](#) [RB520S-30](#) [RB551V-30](#) [DD350N18K](#) [DZ435N40K](#) [DZ600N16K](#) [BAS16E6433HTMA1](#) [BAS 3010S-02LRH E6327](#) [BAT 54-02LRH E6327](#) [IDL02G65C5XUMA1](#) [NSR05F40QNXT5G](#) [NSVR05F40NXT5G](#) [JANS1N6640](#) [SB07-03C-TB-H](#) [SB1003M3-TL-W](#) [SBAT54CWT1G](#) [SBM30-03-TR-E](#) [SBS818-TL-E](#) [SK32A-LTP](#) [SK33A-TP](#) [SK34A-TP](#) [SK34B-TP](#) [SMD1200PL-TP](#) [ACDBN160-HF](#) [SS3003CH-TL-E](#) [STPS30S45CW](#) [PDS3100Q-7](#) [GA01SHT18](#) [CRS10I30A\(TE85L,QM\)](#) [MBR1240MFST1G](#) [MBRB30H30CT-1G](#) [BAS28E6433HTMA1](#) [BAS 70-02L E6327](#) [HSB123JTR-E](#) [JANTX1N5712-1](#) [VS-STPS40L45CW-N3](#) [DD350N12K](#) [SB007-03C-TB-E](#) [SB10015M-TL-E](#) [SB1003M3-TL-E](#) [SK110-LTP](#)