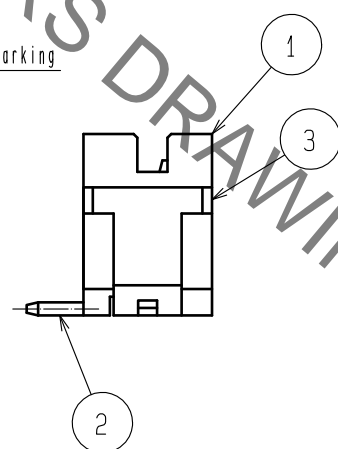
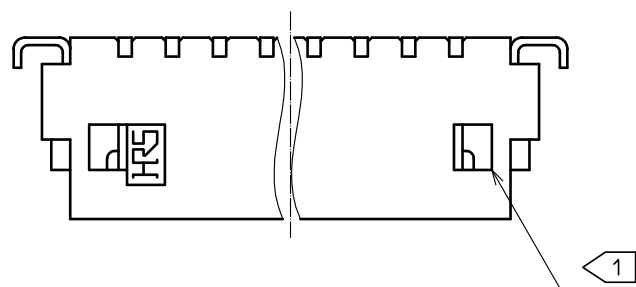
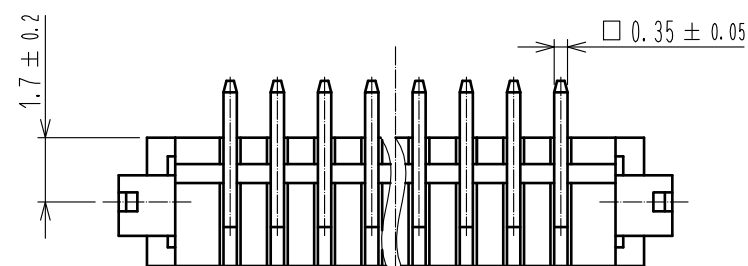
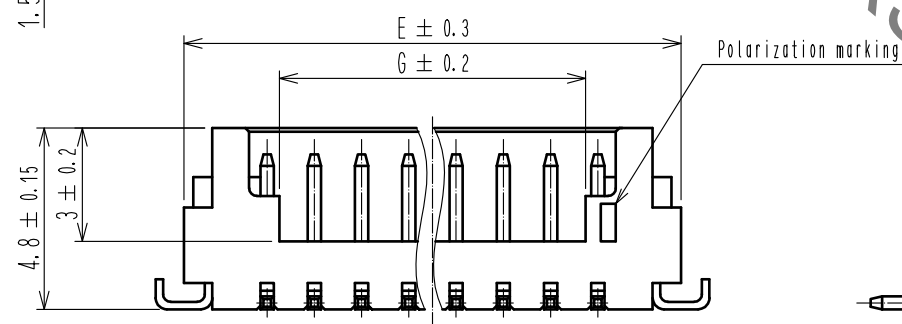
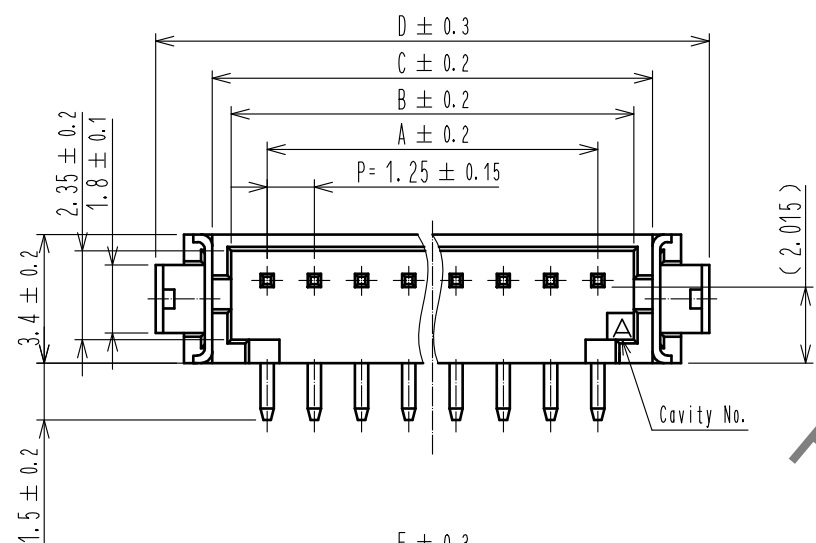
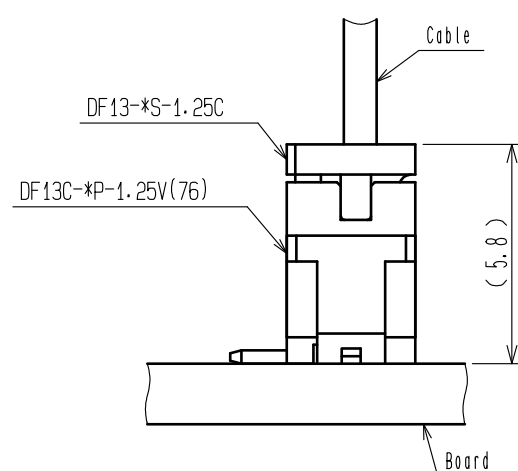


Aug.1.2021 Copyright 2021 HIROSE ELECTRIC CO., LTD. All Rights Reserved.
In case of consideration for using Automotive equipment / device which demand high reliability, kindly contact our sales window correspondents.

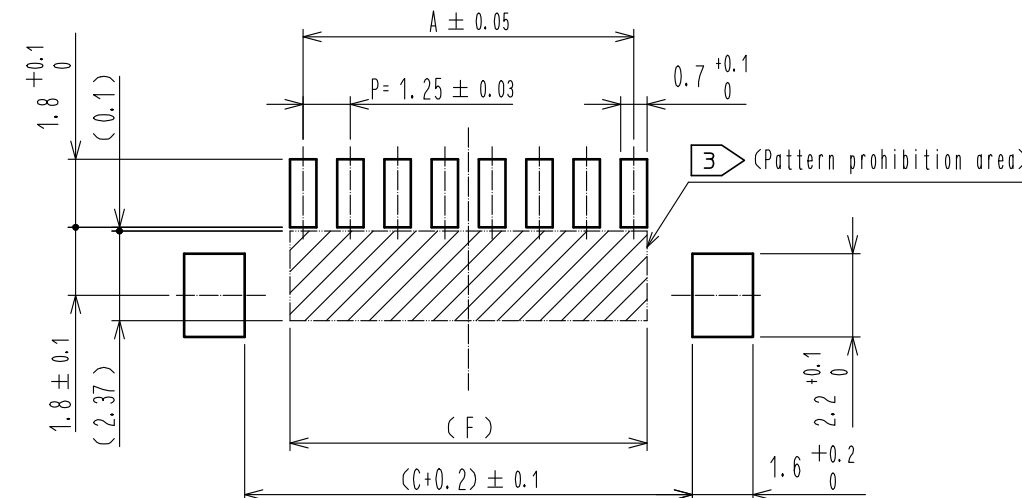


Application drawing



Code No.	Part No.	Number of contacts	A	B	C	D	E	F	G
CL536-0401-2-76	DF13C- 2P-1.25V(76)	2	1.25	3.15	4.15	7.15	5.65	1.95	2.20
CL536-0402-5-76	DF13C- 3P-1.25V(76)	3	2.50	4.40	5.40	8.40	6.90	3.20	3.45
CL536-0403-8-76	DF13C- 4P-1.25V(76)	4	3.75	5.65	6.65	9.65	8.15	4.45	3.10
CL536-0404-0-76	DF13C- 5P-1.25V(76)	5	5.00	6.90	7.90	10.90	9.40	5.70	4.35
CL536-0405-3-76	DF13C- 6P-1.25V(76)	6	6.25	8.15	9.15	12.15	10.65	6.95	5.60
CL536-0406-6-76	DF13C- 7P-1.25V(76)	7	7.50	9.40	10.40	13.40	11.90	8.20	6.85
CL536-0407-9-76	DF13C- 8P-1.25V(76)	8	8.75	10.65	11.65	14.65	13.15	9.45	8.10
-	DF13C- 9P-1.25V(76)	9	10.00	11.90	12.90	15.90	14.40	10.70	9.35
CL536-0409-4-76	DF13C-10P-1.25V(76)	10	11.25	13.15	14.15	17.15	15.65	11.95	10.60
-	DF13C-11P-1.25V(76)	11	12.50	14.40	15.40	18.40	16.90	13.20	11.85
-	DF13C-12P-1.25V(76)	12	13.75	15.65	16.65	19.65	18.15	14.45	13.10
-	DF13C-14P-1.25V(76)	14	16.25	18.15	19.15	22.15	20.65	16.95	15.60
CL536-0414-4-76	DF13C-15P-1.25V(76)	15	17.50	19.40	20.40	23.40	21.90	18.20	16.85

Recommended pattern

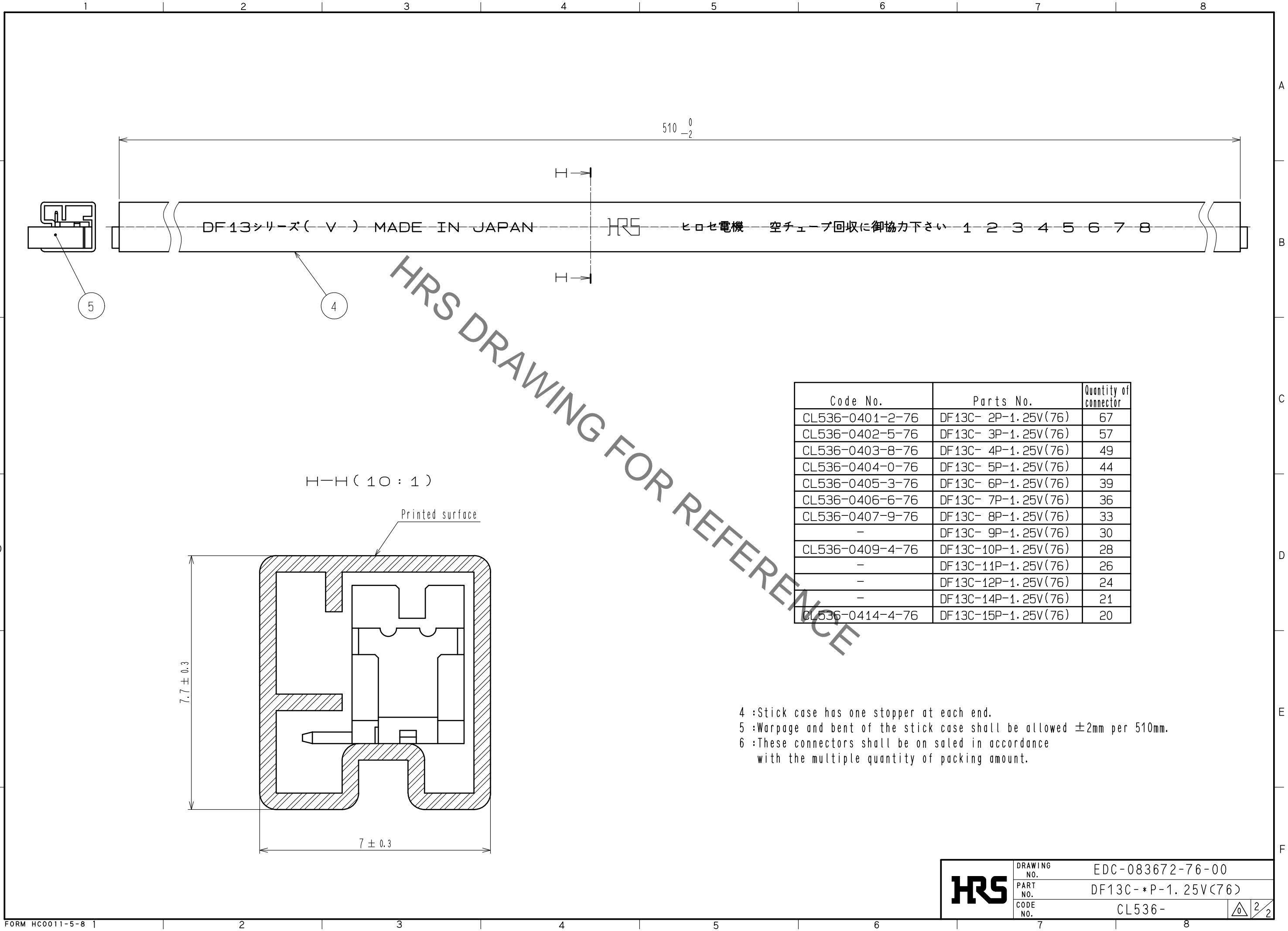


- Notes
- ①: When this connector has two or three contacts, the lock shall be set at the center of housing. If more than four, the two locks shall be set as shown on this drawing.
 - ②: Lead co-planarity including reinforced metal fittings shall be within 0.1mm.
 - ③: If there are pattern and a via hole on part, there is a possibility that it will make contact with the leads.

NO.	MATERIAL	FINISH . REMARKS	NO.	MATERIAL	FINISH . REMARKS
2	Brass	Surface:Gold plated 0.2μm MIN Under plating:Nickel plated 0.5μm MIN	5	ELASTOMER	Gray. Stopper
1	Polyamide	UL94V-0. Beige	4	R. PVC	Anti-electrification. Clear. Stick
			3	Phosphor bronze	Surface:Tin plated 1μm MIN

UNITS	SCALE	COUNT	DESCRIPTION OF REVISIONS	DESIGNED	CHECKED	DATE
mm	5 : 1	△				
APPROVED : HS. OKAWA			18.04.05	DRAWING NO. EDC-083672-76-00		
CHECKED : TS. FUKUSHIMA			18.04.05	PART NO. DF13C-*P-1.25V(76)		
DESIGNED : TS. KUMAZAWA			18.04.05	CODE NO. CL536-		
DRAWN : MK. INOUE			18.04.05			

Aug.1.2021 Copyright 2021 HIROSE ELECTRIC CO., LTD. All Rights Reserved.
 In case of consideration for using Automotive equipment / device which demand high reliability, kindly contact our sales window correspondents.



HRS DRAWING FOR REFERENCE

Code No.	Parts No.	Quantity of connector
CL536-0401-2-76	DF13C- 2P-1.25V(76)	67
CL536-0402-5-76	DF13C- 3P-1.25V(76)	57
CL536-0403-8-76	DF13C- 4P-1.25V(76)	49
CL536-0404-0-76	DF13C- 5P-1.25V(76)	44
CL536-0405-3-76	DF13C- 6P-1.25V(76)	39
CL536-0406-6-76	DF13C- 7P-1.25V(76)	36
CL536-0407-9-76	DF13C- 8P-1.25V(76)	33
-	DF13C- 9P-1.25V(76)	30
CL536-0409-4-76	DF13C-10P-1.25V(76)	28
-	DF13C-11P-1.25V(76)	26
-	DF13C-12P-1.25V(76)	24
-	DF13C-14P-1.25V(76)	21
CL536-0414-4-76	DF13C-15P-1.25V(76)	20

4 :Stick case has one stopper at each end.
 5 :Warpage and bent of the stick case shall be allowed $\pm 2\text{mm}$ per 510mm.
 6 :These connectors shall be on saled in accordance with the multiple quantity of packing amount.

HRS	DRAWING NO.	EDC-083672-76-00
	PART NO.	DF13C-*P-1.25V(76)
	CODE NO.	CL536-

2/2

X-ON Electronics

Largest Supplier of Electrical and Electronic Components

Click to view similar products for [Headers & Wire Housings](#) category:

Click to view products by [Hirose](#) manufacturer:

Other Similar products are found below :

[892-18-020-10-001101](#) [58102-G61-06LF](#) [582553-1](#) [0009485154](#) [009176003701906](#) [0050291907](#) [LY20-4P-DT1-P1E-BR](#) [02.125.8002.8](#)
[609-3404](#) [61062-3](#) [622-0430](#) [622-3653LF](#) [63453-116](#) [636-1030](#) [636-1427](#) [636-3427](#) [636-4007](#) [641938-9](#) [641991-4](#) [644827-2](#) [65817-010LF](#)
[65817-015LF](#) [65863-015LF](#) [66207-023LF](#) [67095-007LF](#) [67601157](#) [68648-049](#) [70.362.1628.0](#) [70-4210](#) [70-4226B](#) [70-4853B](#) [707-5020](#) [707-](#)
[5028](#) [71.350.2428.0](#) [71918-208LF](#) [71961-016LF](#) [733-134](#) [733-162](#) [754199-000](#) [760-3052](#) [787-8014-00](#) [79531-3000](#) [FCN-360C032-B](#) [FCN-](#)
[367T-T012/H](#) [FCN-723D010/2](#) [80.063.4001.1](#) [800-90-001-10-001000](#) [800-90-010-10-002000](#) [801-43-002-10-013000](#) [801-43-006-10-002000](#)