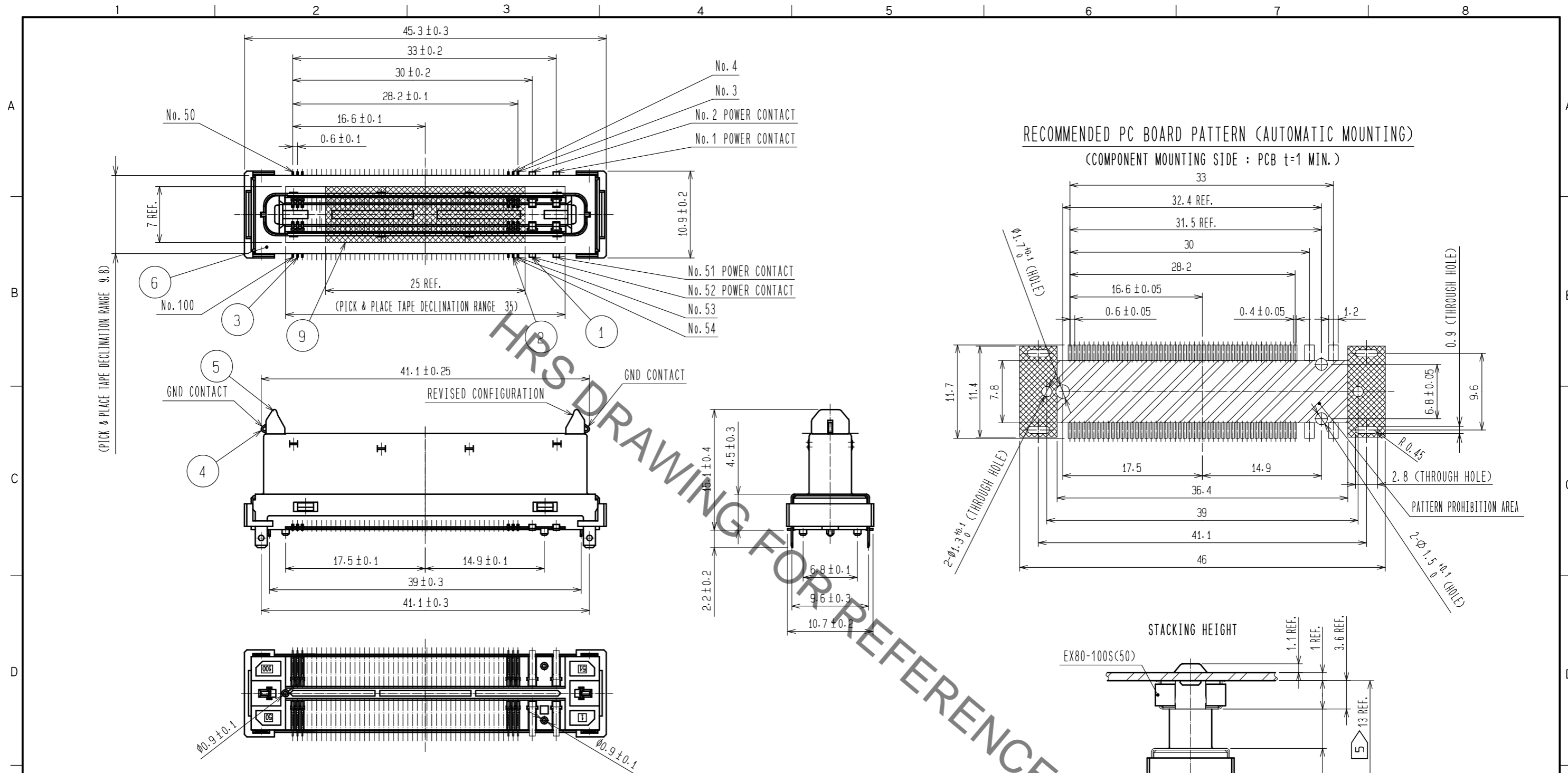
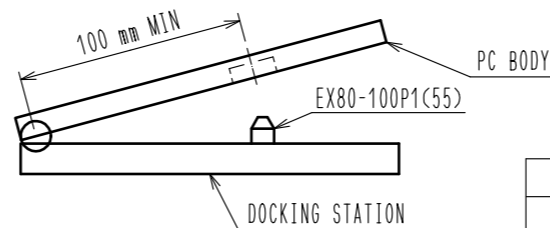


Jun.1.2019 Copyright 2019 HIROSE ELECTRIC CO., LTD. All Rights Reserved.
In case of consideration for using Automotive equipment / device which demand high reliability, kindly contact our sales window correspondents.



- NOTE
- 1 CONTACT CO-PLANARITY TO BE MAX 0.15.
 - 2 TOLERANCES TO BE ± 0.1 UNLESS OTHERWISE SPECIFIED.
 - 3 POWER CONTACT No.1, 2, 51, 52 AND SIGNAL CONTACT No.3, 4, 50, 53, 54, 100 TO BE 0.3 mm LONGER SEQUENTIAL STRUCTURE THAN OTHER SIGNAL CONTACTS.
 - 4 THIS PRODUCT TO BE USED 2.85° MAX AT MATING CONDITION.
 - 5 DEVICE DESIGN SHALL CONSIDER THE STACKED HEIGHT TO BE 14.5 mm MAX. (RECOMMENDED STACKED HEIGHT IS 13.7 mm MAX.)
 - 6 APPLY FLOATING STRUCTURE (WITHIN 1.2 mm) TO DEVICES FOR THE ATTACHMENT OF THIS PRODUCT.
 - 7 MATING GUIDE IS REQUIRED ON THE DEVICE.
 - 8 100 mm MIN. OF TURNING-RADIUS IS REQUIRED FOR THE ROTATE-AND-MATE PC BODY TO DOCKING STATION.
 - 9 CONTACT AREA : GOLD PLATING $0.5 \mu\text{m}$ MIN.
LEAD AREA : TIN COPPER PLATING $1 \mu\text{m}$ MIN.
THE OTHERS AREA : NICKEL PLATING $2 \mu\text{m}$ MIN.
 - 10 DIP AREA : TIN COPPER PLATING $1 \mu\text{m}$ MIN.
THE OTHERS AREA : NICKEL PLATING $2 \mu\text{m}$ MIN.
 - 11 DIP AREA : TIN COPPER PLATING $2 \mu\text{m}$ MIN.
THE OTHERS AREA : NICKEL PLATING $0.6 \mu\text{m}$ MIN.

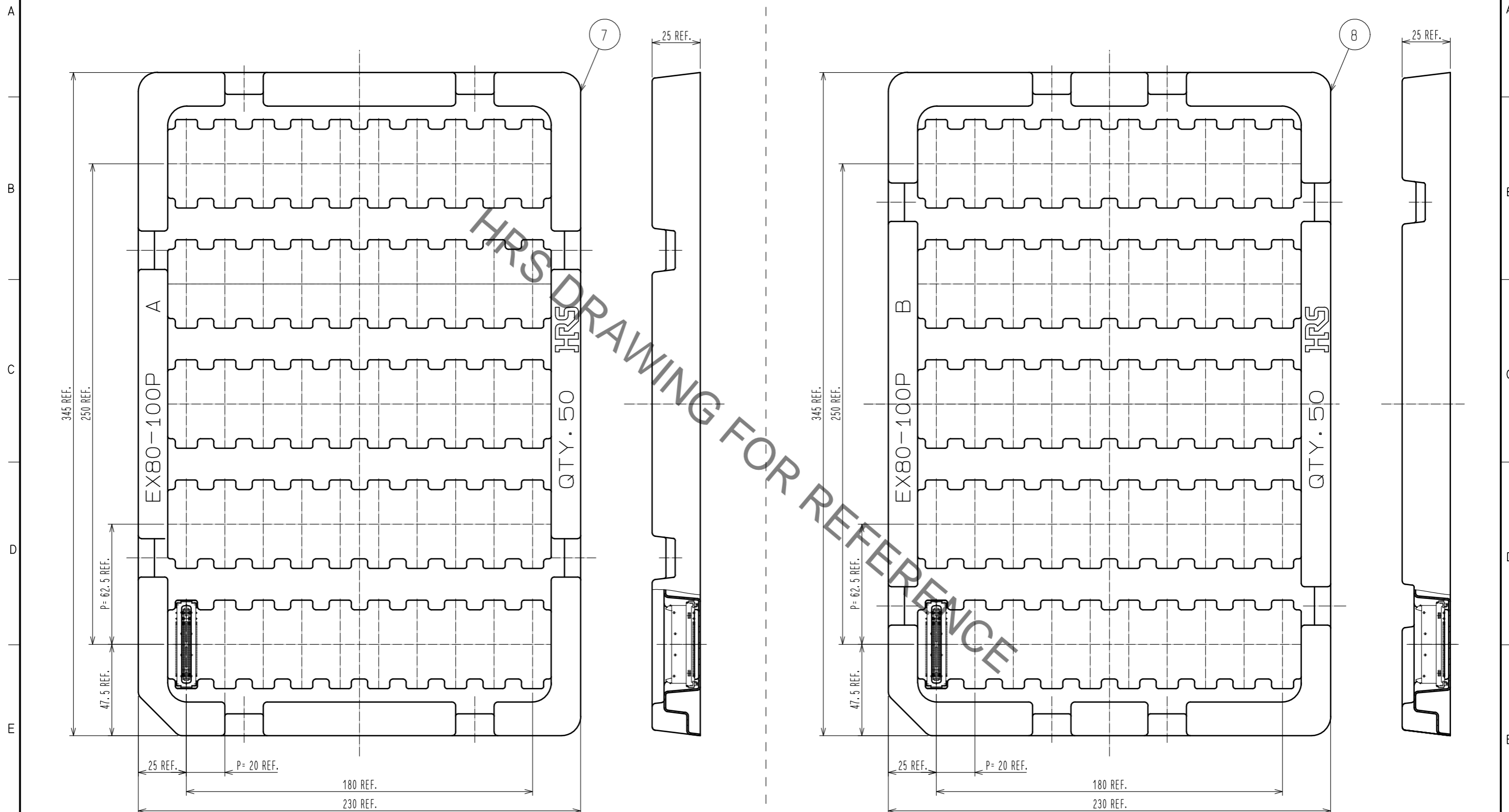


NO.	MATERIAL	FINISH . REMARKS	NO.	MATERIAL	FINISH . REMARKS
4	PHOSPHOR BRONZE	10	9	PICK & PLACE TAPE	
3	BERYLLIUM COPPER	9	8	POLYSTYRENE	MILKY-WHITE
2	BERYLLIUM COPPER	9	7	POLYSTYRENE	MILKY-WHITE
1	COPPER ALLOY	9	6	STAINLESS STEEL	11
			5	LCP	BLACK . UL94V-0

UNITS	SCALE	COUNT	DESCRIPTION OF REVISIONS	DESIGNED	CHECKED	DATE
mm	2 : 1	△				
APPROVED : NM. NISHIMATSU			15.10.27	DRAWING NO. EDC-122791-31-00		
CHECKED : KN. ICHIKAWA			15.10.27	PART NO. EX80-100P1(31)		
DESIGNED : TS. ITO			15.10.27	CODE NO. CL232-0598-9-31		
DRAWN : AK. AKIYAMA			15.10.27			

Jun.1.2019 Copyright 2019 HIROSE ELECTRIC CO., LTD. All Rights Reserved.
In case of consideration for using Automotive equipment / device which demand high reliability, kindly contact our sales window correspondents.

EX80-100P1(55) PACKING FIGURE



NOTE 12 QUANTITY PER TRAY TO BE 50 PCS MAX.
ORDERING VOLUME TO BE MADE BY QUANTITY OF CONNECTOR.
13 A TYPE AND B TYPE TRAY PILED UP ONE AFTER ANOTHER.

HRS	DRAWING NO.	EDC-122791-31-00
	PART NO.	EX80-100P1(31)
	CODE NO.	CL232-0598-9-31
		2/2

X-ON Electronics

Largest Supplier of Electrical and Electronic Components

Click to view similar products for [I/O Connectors](#) category:

Click to view products by [Hirose](#) manufacturer:

Other Similar products are found below :

[571763P](#) [58098-0628](#) [72.250.1628.2](#) [72.250.2428.2](#) [74720-0505](#) [76.350.0729.0](#) [76871-1403](#) [FCN-244F080-G/1](#) [FCN-260A9920](#) [PCR-E36PM](#) [PCS-XE26MA+](#) [G38A71314B](#) [1571250010](#) [157-22500-3](#) [MS3471L14-19P L/C](#) [192991-0703](#) [172501-4002](#) [172501-6002](#) [FCN-260C008-A/L0](#) [FCN-260C024-AL0](#) [FCN-261Z008](#) [2000314-1](#) [200331-1](#) [PCR-E36FC+](#) [PCS-E28FS+](#) [PCS-XE26SLFD+](#) [PCS-XE26SLFDT+](#) [G730VID08BDC24](#) [U90B2054081210](#) [UE86K842720321](#) [38113800006](#) [DP3AR020WQ1R200](#) [Z4.102.0680.0](#) [500-1040](#) [500-1052](#) [500-1054](#) [ZP-4008-66L](#) [0709821002](#) [DX40-20P\(55\)](#) [5554841-1](#) [MS3474W18-8P-LC*](#) [SM3106F14S-7S-LC](#) [U90B3054061110](#) [U65-E04-4020](#) [ZPF000000000097891](#) [557-262M2-06C](#) [747360449](#) [10099439-003C-TRLF](#) [10137239-0021LF](#) [E9320-001-01](#)