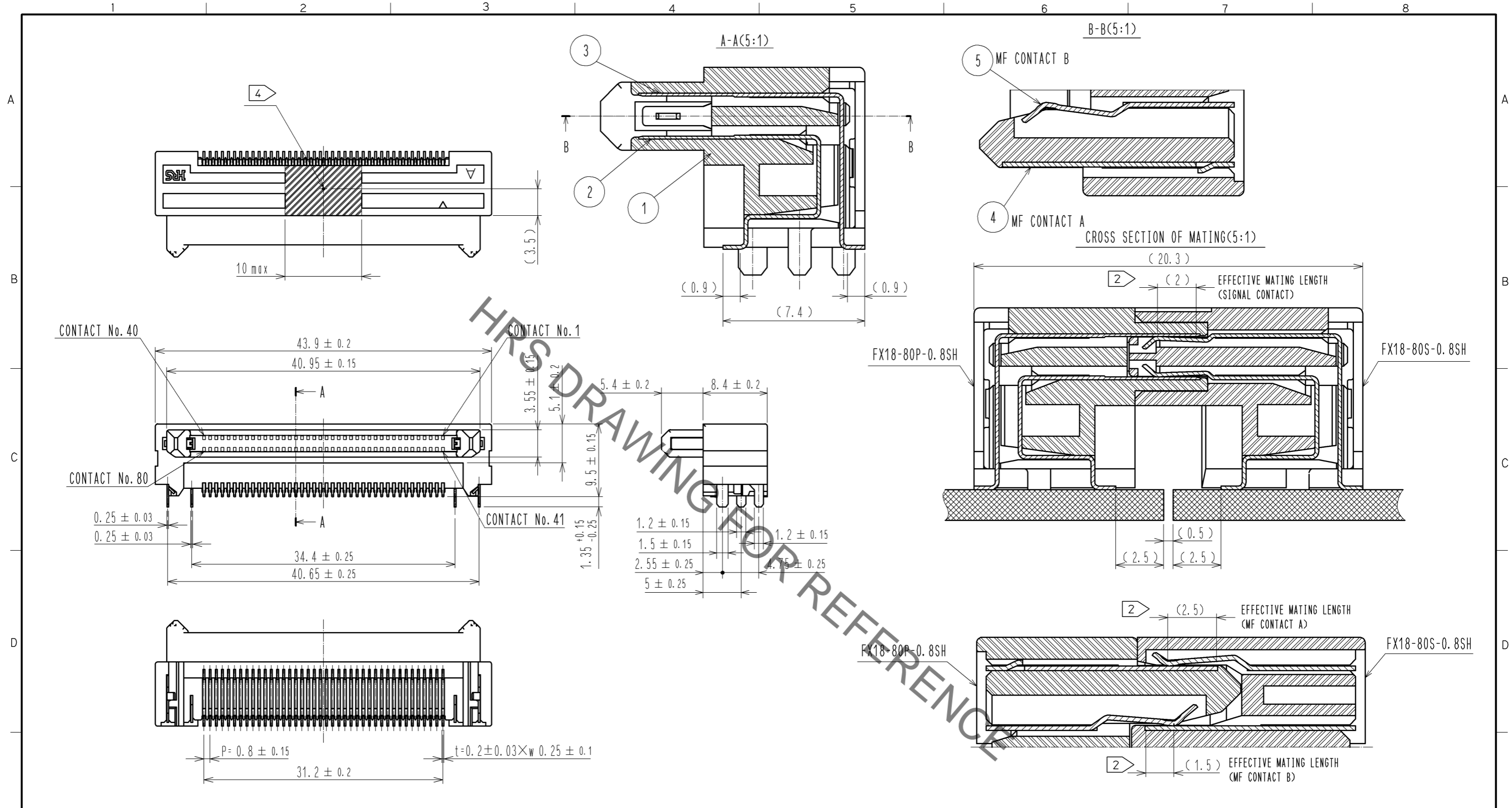


Sep.1.2021 Copyright 2021 HIROSE ELECTRIC CO., LTD. All Rights Reserved.
In case of consideration for using Automotive equipment / device which demand high reliability, kindly contact our sales window correspondents.



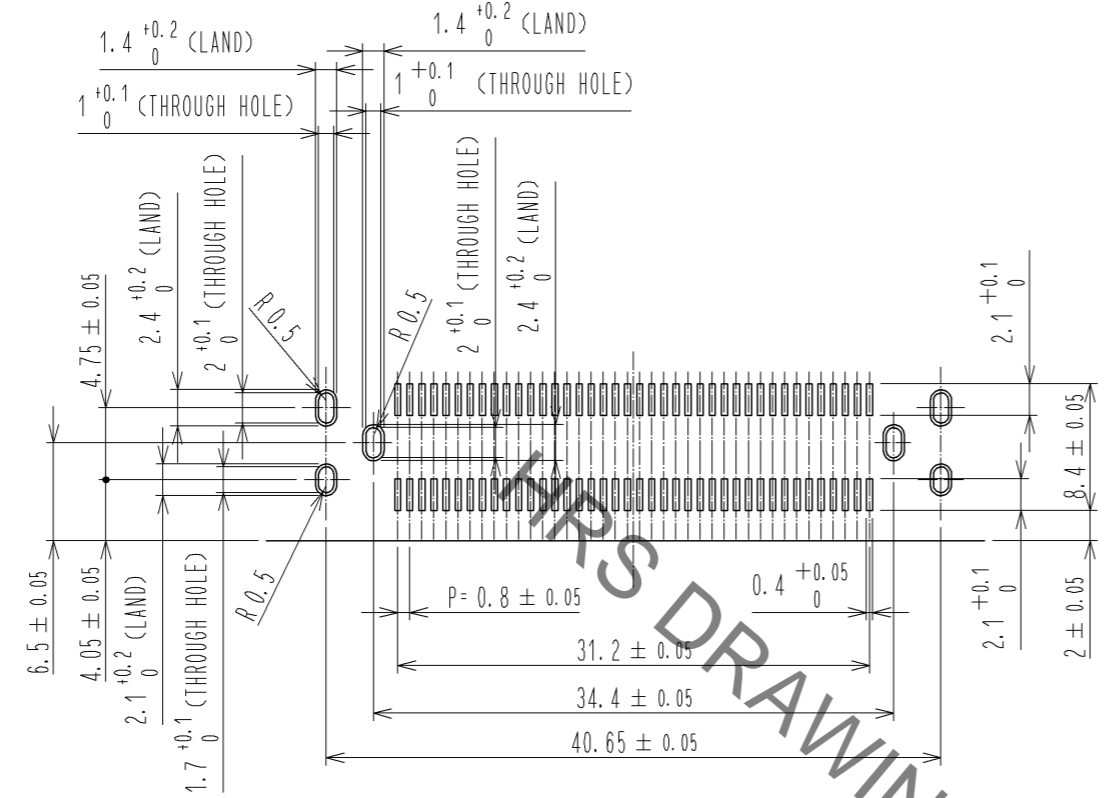
- NOTE 1 LEAD CO-PLANARITY IS 0.1mm MAX.
 2 CONTACTS ARE 3 STEPS SEQUENTIAL. (MF CONTACT A->SIGNAL CONTACT->MF CONTACT B) WHEN USING THIS SEQUENTIAL STRUCTURE, PLEASE AVOID ANGLED INSERTION.
 3 MF CONTACT A AND MF CONTACT B CAN BE USED AS POWER SUPPLY CONTACT. (3A/PIN MAX)
 4 IT SHOWS CONNECTOR'S CENTRE OF GRAVITY AND VACUUM PICKUP AREA.
 5 THIS IS PACKAGED IN TRAY. (50pcs/TRAY)
 6 BLEMISH AND HIT MARK CAN BE OCCURED THROUGH OUT THE MANUFACTURING PROCESS WHICH DOESN' T AFFECT QUALITY LEVEL.
 7 THE DIMENSIONS IN PARENTHESES ARE FOR REFERENCES.

NO.	MATERIAL	FINISH	REMARKS	NO.	MATERIAL	FINISH	REMARKS
3	PHOSPHOR BRONZE	CONTACT AREA:GOLD 0.1µm		6	POLYSTYRENE		
		LEAD AREA:GOLD 0.03µm		5	PHOSPHOR BRONZE	CONTACT AREA:GOLD 0.1µm	
		UNDER PLATING:NICKEL 1.3µm				LEAD AREA:TIN-PLATING 1µm	
2	PHOSPHOR BRONZE	CONTACT AREA:GOLD 0.1µm		4	PHOSPHOR BRONZE	CONTACT AREA:GOLD 0.1µm	
		LEAD AREA:GOLD 0.03µm				LEAD AREA:TIN-PLATING 1µm	
		UNDER PLATING:NICKEL 1.3µm				UNDER PLATING:NICKEL 1.3µm	
1	POLYAMIDE	BLACK	UL94V-0				

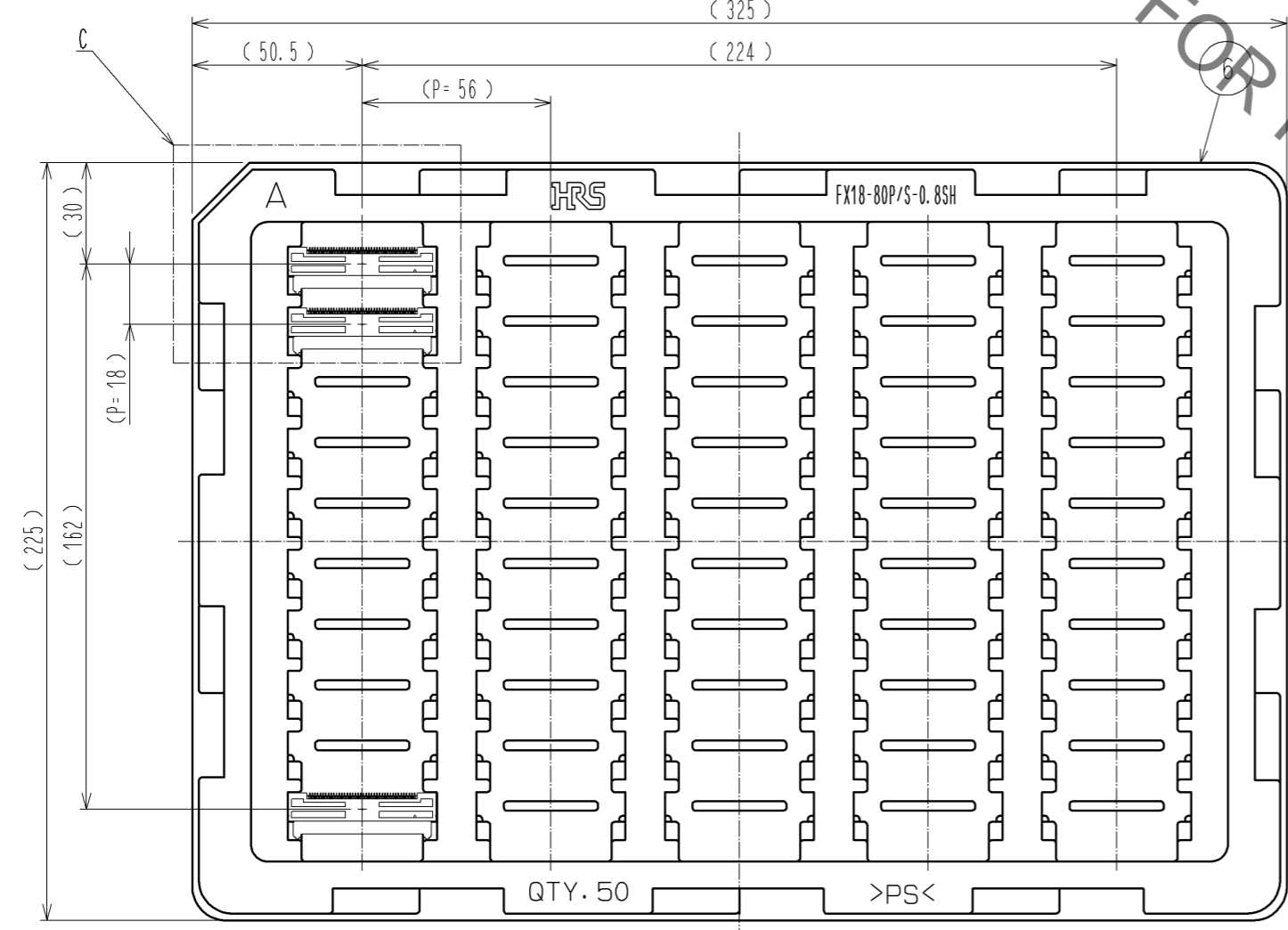
UNITS	SCALE	COUNT	DESCRIPTION OF REVISIONS	DESIGNED	CHECKED	DATE
mm	2:1	△				
APPROVED : HS. OKAWA			11.09.29	DRAWING NO. EDC3-159076-00		
CHECKED : KI. HIROKAWA			11.09.29	PART NO. FX18-80P-0.8SH		
DESIGNED : TH. SANO			11.09.29	CODE NO. CL579-0004-0-00		
DRAWN : TH. SANO			11.09.29			

Sep.1.2021 Copyright 2021 HIROSE ELECTRIC CO., LTD. All Rights Reserved.
In case of consideration for using Automotive equipment / device which demand high reliability, kindly contact our sales window correspondents.

RECOMMENDED LAND PATTERN DIMENSION OF PCB(2:1)
(PCB THICKNESS:t=1.6mm, METAL MASK THICKNESS:t=0.12mm)



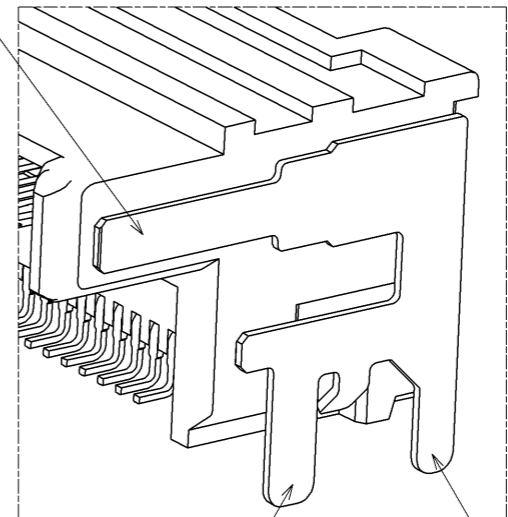
5 DRAWING FOR PACKING(1:2)



QTY. 50 >PS<

8 CONFIGURATION OF MF CONTACT A

CONTACT AREA OF MF CONTACT A



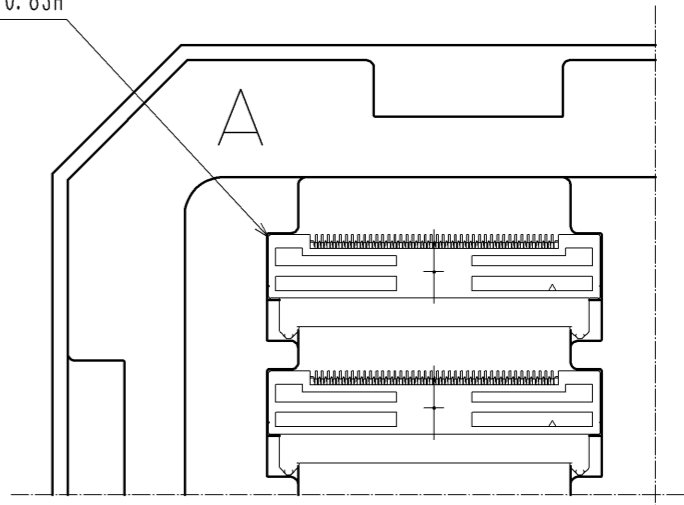
SOLDERING POLE2 OF MF CONTACT A

SOLDERING POLE1 OF MF CONTACT A

NOTE 8 SOLDERING LEAD OF MF CONTACT A SPLITS INTO TWO POLES.
BE SURE TO CONNECT TO THE SAME CIRCUIT.

C(1:1)

FX18-80P-0.8SH



DRAWING NO.	EDC3-159076-00
PART NO.	FX18-80P-0.8SH
CODE NO.	CL579-0004-0-00

2/2

X-ON Electronics

Largest Supplier of Electrical and Electronic Components

Click to view similar products for [Board to Board & Mezzanine Connectors](#) category:

Click to view products by [Hirose](#) manufacturer:

Other Similar products are found below :

[589158040000018](#) [MDF7C-18P-2.54DSA\(55\)](#) [FCN-230C068-11](#) [FCN-268F012-G/BD](#) [FCN-268F036-G/BD](#) [FCN-268M012-G/0D](#) [FCN-268M024-G/1D](#) [FCN-723J004/1](#) [MIS-048-01-F-D-DP-K](#) [832-10-034-10-001000](#) [FX4C-80S-1.27DSA](#) [FCN-214Q030-G/0](#) [FCN-234P048-G/0](#) [FCN-235D050-G/C](#) [210-93-314-41-105000](#) [2-22603-0](#) [MDF7-40DP-2.54DSA\(55\)](#) [AXG720047](#) [MIT-114-03-F-D-K](#) [55323-1519](#) [DF33-2P-3.3DSA\(24\)](#) [YFT-20-05-H-03-SB-K](#) [503308-3040](#) [026-6203-PDB](#) [027-6203-PDB](#) [069159702701000](#) [10123981-102LF](#) [101A10019X](#) [55650-0588-C](#) [68682-310LF](#) [68684-306](#) [75140-7012](#) [87471-650](#) [YTW-30-07-H-Q-410-140](#) [FCN-268F024-G0D](#) [10124054-515LF](#) [68685-603](#) [8-1616154-3](#) [MIS-019-01-F-D](#) [FCN-268M024-G/3D](#) [FCN-268M036-G/BD](#) [20021832-06016C1LF](#) [KX15-20KLDL-E1000E](#) [AXE810124](#) [FCN-214J100-G/0](#) [FCN-230C068-E/S](#) [AXE812124](#) [AXE816124](#) [AXE720127](#) [354184](#)