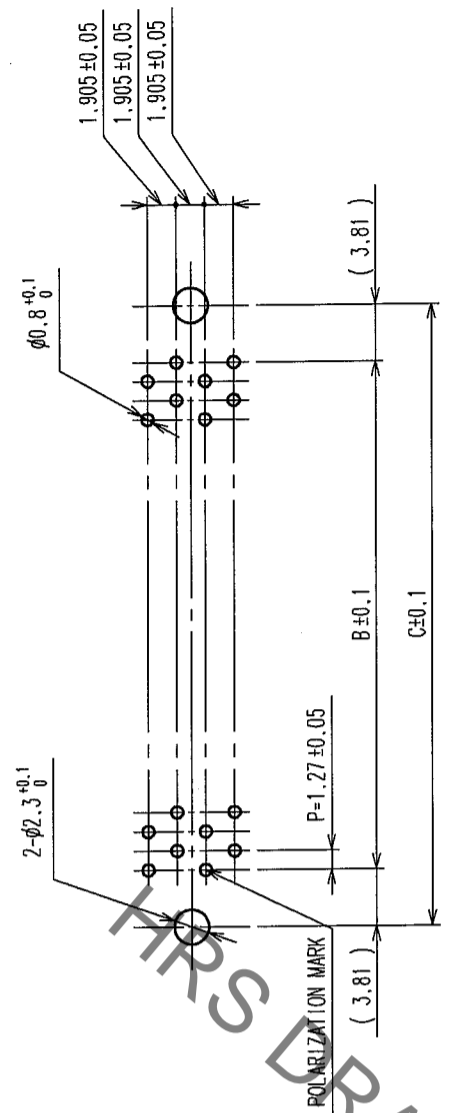


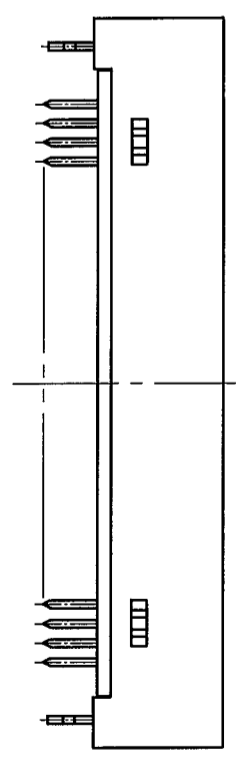
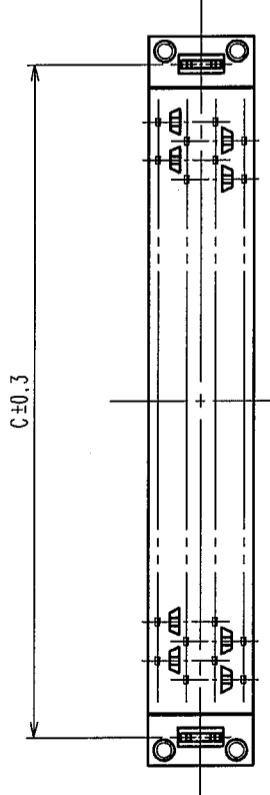
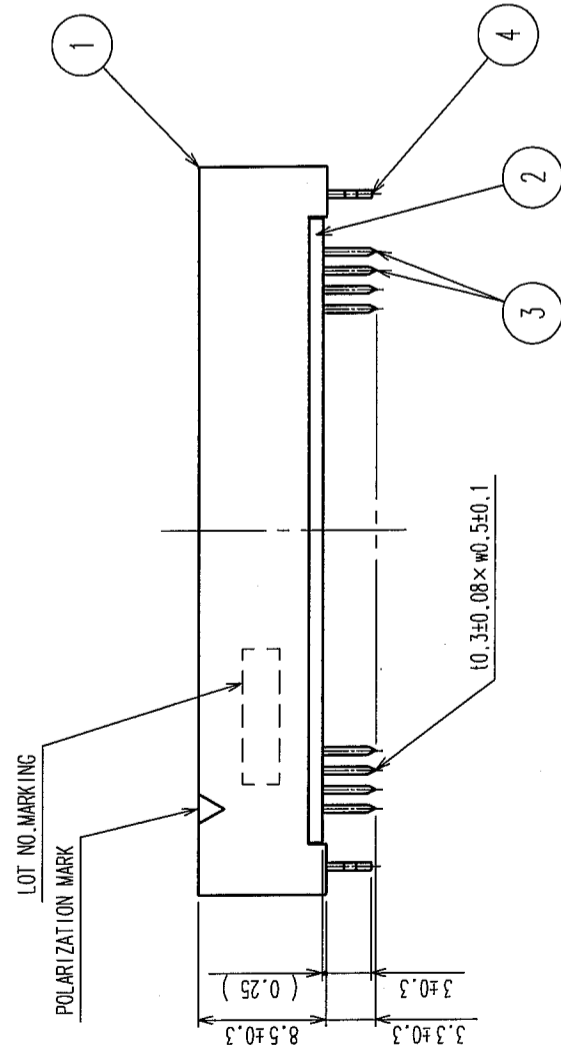
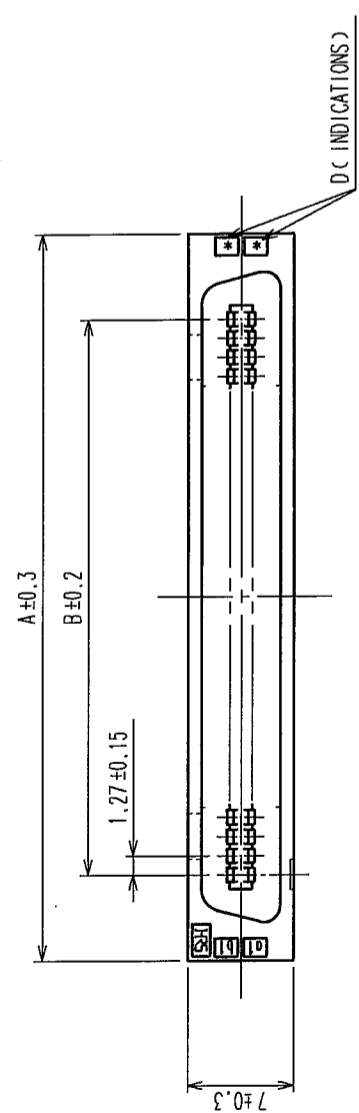
| COUNT | DESCRIPTION OF REVISIONS | BY | CHKD | DATE | COUNT | DESCRIPTION OF REVISIONS | BY | CHKD | DATE |
|-------|--------------------------|----|------|------|-------|--------------------------|----|------|------|
|       |                          |    |      |      |       |                          |    |      |      |
|       |                          |    |      |      |       |                          |    |      |      |
|       |                          |    |      |      |       |                          |    |      |      |

RECOMMEND PC BOARD HOLE PATTERN ( MOUNTING SIDE )  
 $t=1.6$



| PART No.                 | CODE No.        | A   | B     | C     | D     |
|--------------------------|-----------------|-----|-------|-------|-------|
| FX2CA-20P-1.27DSAL (71)  | CL572-2351-0-71 | 20  | 22.75 | 11.43 | 19.05 |
| FX2CA-32P-1.27DSAL (71)  | CL572-2352-3-71 | 32  | 30.37 | 19.05 | 26.67 |
| FX2CA-40P-1.27DSAL (71)  | CL572-2353-6-71 | 40  | 35.45 | 24.13 | 31.75 |
| FX2CA-52P-1.27DSAL (71)  | CL572-2354-9-71 | 52  | 43.07 | 31.75 | 39.37 |
| FX2CA-60P-1.27DSAL (71)  | CL572-2355-1-71 | 60  | 48.15 | 36.83 | 44.45 |
| FX2CA-68P-1.27DSAL (71)  | CL572-2356-4-71 | 68  | 53.23 | 41.91 | 49.53 |
| FX2CA-80P-1.27DSAL (71)  | CL572-2357-7-71 | 80  | 60.85 | 49.53 | 57.15 |
| FX2CA-100P-1.27DSAL (71) | CL572-2358-0-71 | 100 | 73.55 | 62.23 | 69.85 |
| FX2CA-120P-1.27DSAL (71) | CL572-2359-2-71 | 120 | 86.25 | 74.93 | 82.55 |

NOTES 1. THE DIMENSIONS IN PARENTHESES ARE FOR REFERENCE.  
 2. NUMBER OF PIN.



| NO.                          | MATERIAL        | TIN-PLATING                   | BLACK | UL94V-0                          | FINISH, REMARKS | NO.                              | MATERIAL        | DESIGNED            | CHECKED | APPROVED         | RELEASED |
|------------------------------|-----------------|-------------------------------|-------|----------------------------------|-----------------|----------------------------------|-----------------|---------------------|---------|------------------|----------|
| 4                            | PHOSPHOR BRONZE | TIN-PLATING                   |       |                                  |                 | 3                                | PHOSPHOR BRONZE |                     |         |                  |          |
| 1,2                          | POLYAMIDE       |                               |       |                                  |                 |                                  |                 |                     |         |                  |          |
| CONTACT AREA: GOLD 0.2μm min |                 | DIP AREA: TIN-PLATING 2μm min |       | UNDER PLATING: NICKEL 2μm min    |                 | FINISH, REMARKS                  |                 |                     |         |                  |          |
| DRAWING NO. EDC3-083052-21   |                 | DRAWN I.OKAYAMA               |       | DESIGNED K.NAKAMURA              |                 | CHECKED H.OKAWA                  |                 | APPROVED H.OKAWA    |         | RELEASED         |          |
| SCALE FREE                   |                 | CODE NO. (OLD) CL             |       | PART NO. FX2CA-20P-1.27DSAL (71) |                 | CODE NO. CL572                   |                 |                     |         |                  |          |
| UNITS mm                     |                 | DRAWING NO. EDC3-083052-21    |       | DRAWN I.OKAYAMA                  |                 | DESIGNED K.NAKAMURA              |                 | CHECKED H.OKAWA     |         | APPROVED H.OKAWA |          |
|                              |                 | SCALE FREE                    |       | CODE NO. (OLD) CL                |                 | PART NO. FX2CA-20P-1.27DSAL (71) |                 | CODE NO. CL572      |         |                  |          |
|                              |                 | UNITS mm                      |       | DRAWING NO. EDC3-083052-21       |                 | DRAWN I.OKAYAMA                  |                 | DESIGNED K.NAKAMURA |         | CHECKED H.OKAWA  |          |
|                              |                 | SCALE FREE                    |       | CODE NO. (OLD) CL                |                 | PART NO. FX2CA-20P-1.27DSAL (71) |                 | CODE NO. CL572      |         |                  |          |
|                              |                 | UNITS mm                      |       | DRAWING NO. EDC3-083052-21       |                 | DRAWN I.OKAYAMA                  |                 | DESIGNED K.NAKAMURA |         | CHECKED H.OKAWA  |          |

TO  
 PCK

## X-ON Electronics

Largest Supplier of Electrical and Electronic Components

*Click to view similar products for [Board to Board & Mezzanine Connectors](#) category:*

*Click to view products by [Hirose](#) manufacturer:*

Other Similar products are found below :

[589158040000018](#) [MDF7C-18P-2.54DSA\(55\)](#) [FCN-230C068-11](#) [FCN-268F012-G/BD](#) [FCN-268F036-G/BD](#) [FCN-268M012-G/0D](#) [FCN-268M024-G/1D](#) [FCN-723J004/1](#) [MIS-048-01-F-D-DP-K](#) [832-10-034-10-001000](#) [FX4C-80S-1.27DSA](#) [FCN-214Q030-G/0](#) [FCN-234P048-G/0](#) [FCN-235D050-G/C](#) [210-93-314-41-105000](#) [2-22603-0](#) [MDF7-40DP-2.54DSA\(55\)](#) [AXG720047](#) [MIT-114-03-F-D-K](#) [55323-1519](#) [DF33-2P-3.3DSA\(24\)](#) [YFT-20-05-H-03-SB-K](#) [503308-3040](#) [026-6203-PDB](#) [027-6203-PDB](#) [069159702701000](#) [10123981-102LF](#) [101A10019X](#) [55650-0588-C](#) [68682-310LF](#) [68684-306](#) [75140-7012](#) [87471-650](#) [YTW-30-07-H-Q-410-140](#) [FCN-268F024-G0D](#) [10124054-515LF](#) [68685-603](#) [8-1616154-3](#) [MIS-019-01-F-D](#) [FCN-268M024-G/3D](#) [FCN-268M036-G/BD](#) [20021832-06016C1LF](#) [KX15-20KLDL-E1000E](#) [AXE810124](#) [FCN-214J100-G/0](#) [FCN-230C068-E/S](#) [AXE812124](#) [AXE816124](#) [AXE720127](#) [354184](#)