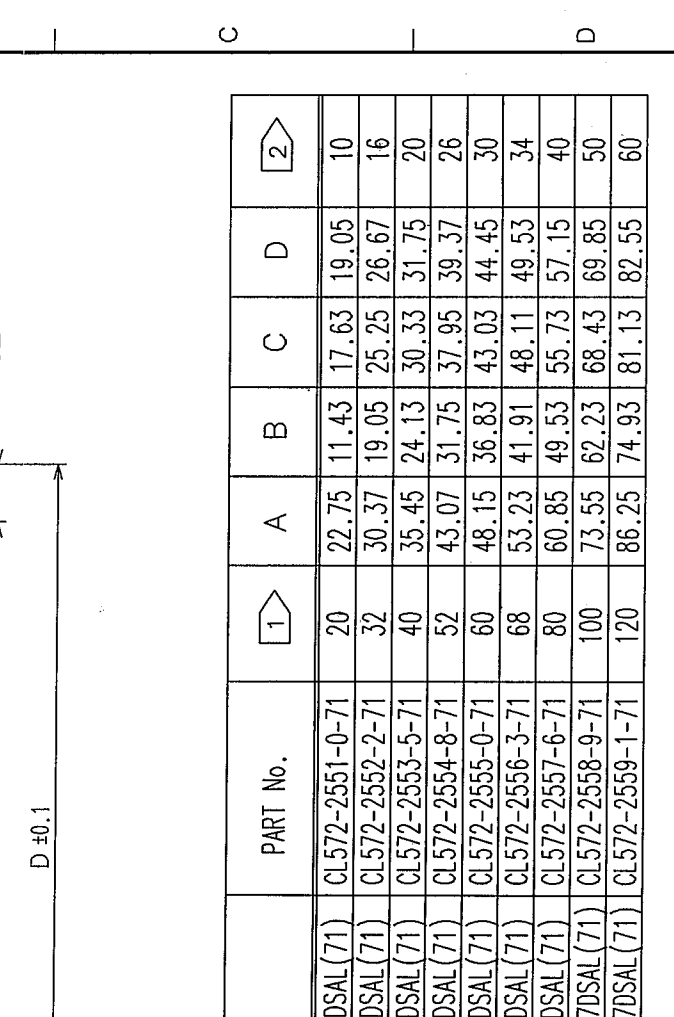
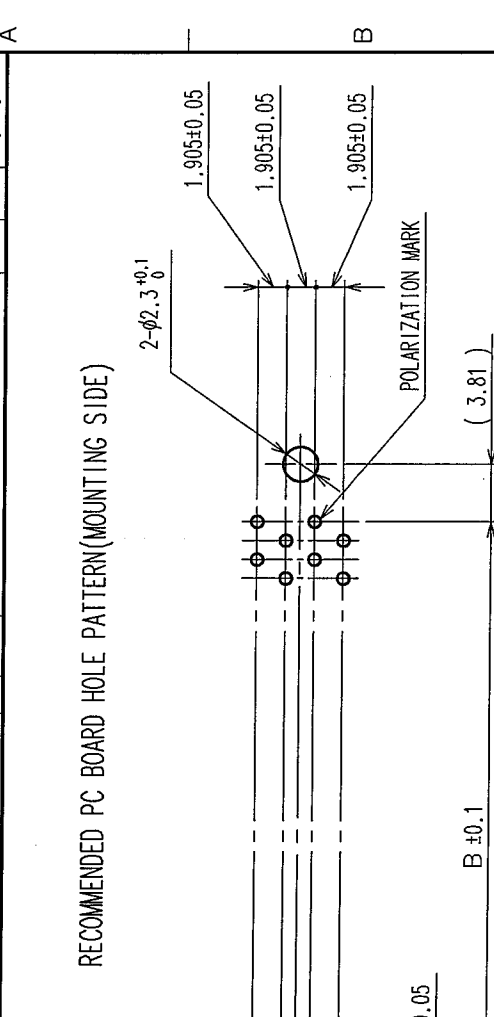


COUNT	DESCRIPTION OF REVISIONS	BY	CHKD	DATE	COUNT	DESCRIPTION OF REVISIONS	BY	CHKD	DATE
△					△				
△					△				
△					△				



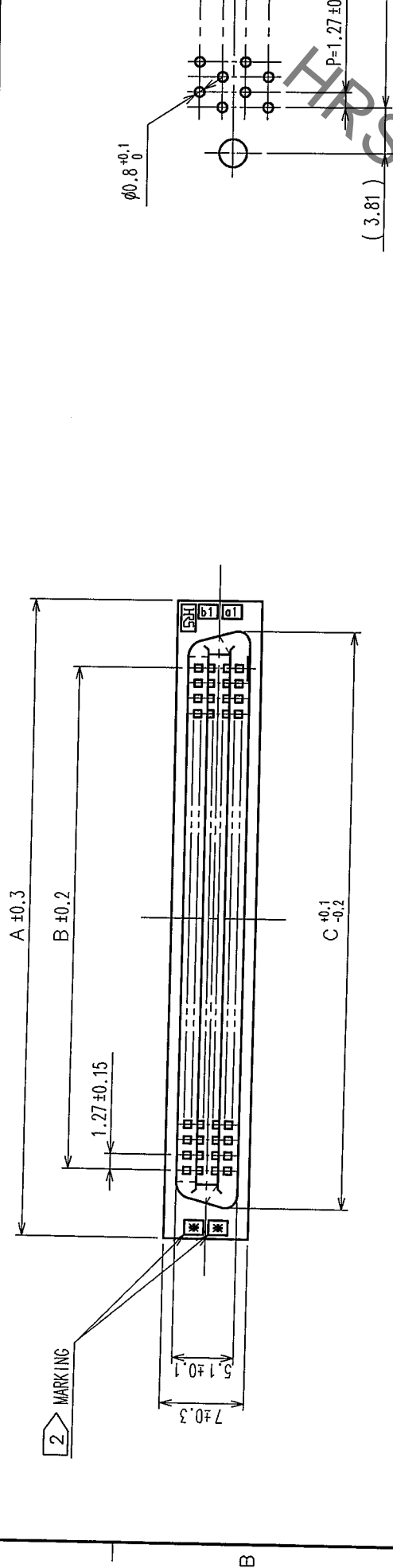

HRS No.	PART No.	1	A	B	C	D	2
FX2CA-20S-1.27DSAL(71)	CL572-2551-0-71	20	22.75	11.43	17.63	19.05	10
FX2CA-32S-1.27DSAL(71)	CL572-2552-2-71	32	30.37	19.05	25.25	26.67	16
FX2CA-40S-1.27DSAL(71)	CL572-2553-5-71	40	35.45	24.13	30.33	31.75	20
FX2CA-52S-1.27DSAL(71)	CL572-2554-8-71	52	43.07	31.75	37.95	39.37	26
FX2CA-60S-1.27DSAL(71)	CL572-2555-0-71	60	48.15	36.83	43.03	44.45	30
FX2CA-68S-1.27DSAL(71)	CL572-2556-3-71	68	53.23	41.91	48.11	49.53	34
FX2CA-80S-1.27DSAL(71)	CL572-2557-6-71	80	60.85	49.53	55.73	57.15	40
FX2CA-100S-1.27DSAL(71)	CL572-2558-9-71	100	73.55	62.23	68.43	69.85	50
FX2CA-120S-1.27DSAL(71)	CL572-2559-1-71	120	86.25	74.93	81.13	82.55	60

NOTE
 1 NUMBER OF PIN.
 2 INDICATIONS.
 3 SURFACE INDICATED LOT NO. SHALL BE OPTIONAL.
 4 THE DIMENSIONS IN PARENTHESES ARE FOR REFERENCE.

NO.	MATERIAL	FINISH, REMARKS	NO.	MATERIAL	FINISH, REMARKS
4	PHOSPHOR BRONZE	TIN PLATED	3	PHOSPHOR BRONZE	
1,2	POLYAMIDE	BLACK UL94V-0		DIP AREA: TIN-PLATING 2μm min	
				UNDER PLATING: NICKEL 2μm min	

CODE NO. (OLD)	DRAWN	DESIGNED	CHECKED	APPROVED	RELEASED
	A. Sanyal	K. Doi	H. Ogawa	T. Ogawa	
	05-03-25	05-03-25	05-03-25	05-03-25	

DRAWING NO. EDC3-083064-21
 SCALE FREE
 UNITS mm
 PART NO. FX2CA-20S-1.27DSAL(71)
 CODE NO. CL572
 HIROSE ELECTRIC CO., LTD.



HRS No.	PART No.	1	A	B	C	D	2
FX2CA-20S-1.27DSAL(71)	CL572-2551-0-71	20	22.75	11.43	17.63	19.05	10
FX2CA-32S-1.27DSAL(71)	CL572-2552-2-71	32	30.37	19.05	25.25	26.67	16
FX2CA-40S-1.27DSAL(71)	CL572-2553-5-71	40	35.45	24.13	30.33	31.75	20
FX2CA-52S-1.27DSAL(71)	CL572-2554-8-71	52	43.07	31.75	37.95	39.37	26
FX2CA-60S-1.27DSAL(71)	CL572-2555-0-71	60	48.15	36.83	43.03	44.45	30
FX2CA-68S-1.27DSAL(71)	CL572-2556-3-71	68	53.23	41.91	48.11	49.53	34
FX2CA-80S-1.27DSAL(71)	CL572-2557-6-71	80	60.85	49.53	55.73	57.15	40
FX2CA-100S-1.27DSAL(71)	CL572-2558-9-71	100	73.55	62.23	68.43	69.85	50
FX2CA-120S-1.27DSAL(71)	CL572-2559-1-71	120	86.25	74.93	81.13	82.55	60

NOTE
 1 NUMBER OF PIN.
 2 INDICATIONS.
 3 SURFACE INDICATED LOT NO. SHALL BE OPTIONAL.
 4 THE DIMENSIONS IN PARENTHESES ARE FOR REFERENCE.

NO.	MATERIAL	FINISH, REMARKS	NO.	MATERIAL	FINISH, REMARKS
4	PHOSPHOR BRONZE	TIN PLATED	3	PHOSPHOR BRONZE	
1,2	POLYAMIDE	BLACK UL94V-0		DIP AREA: TIN-PLATING 2μm min	
				UNDER PLATING: NICKEL 2μm min	

CODE NO. (OLD)	DRAWN	DESIGNED	CHECKED	APPROVED	RELEASED
	A. Sanyal	K. Doi	H. Ogawa	T. Ogawa	
	05-03-25	05-03-25	05-03-25	05-03-25	

DRAWING NO. EDC3-083064-21
 SCALE FREE
 UNITS mm
 PART NO. FX2CA-20S-1.27DSAL(71)
 CODE NO. CL572
 HIROSE ELECTRIC CO., LTD.

X-ON Electronics

Largest Supplier of Electrical and Electronic Components

Click to view similar products for [Board to Board & Mezzanine Connectors](#) category:

Click to view products by [Hirose](#) manufacturer:

Other Similar products are found below :

[589158040000018](#) [MDF7C-18P-2.54DSA\(55\)](#) [FCN-230C068-11](#) [FCN-268F012-G/BD](#) [FCN-268F036-G/BD](#) [FCN-268M012-G/0D](#) [FCN-268M024-G/1D](#) [FCN-723J004/1](#) [MIS-048-01-F-D-DP-K](#) [832-10-034-10-001000](#) [FX4C-80S-1.27DSA](#) [FCN-214Q030-G/0](#) [FCN-234P048-G/0](#) [FCN-235D050-G/C](#) [210-93-314-41-105000](#) [2-22603-0](#) [MDF7-40DP-2.54DSA\(55\)](#) [AXG720047](#) [MIT-114-03-F-D-K](#) [55323-1519](#) [DF33-2P-3.3DSA\(24\)](#) [YFT-20-05-H-03-SB-K](#) [503308-3040](#) [026-6203-PDB](#) [027-6203-PDB](#) [069159702701000](#) [10123981-102LF](#) [101A10019X](#) [55650-0588-C](#) [68682-310LF](#) [68684-306](#) [75140-7012](#) [87471-650](#) [YTW-30-07-H-Q-410-140](#) [FCN-268F024-G0D](#) [10124054-515LF](#) [68685-603](#) [8-1616154-3](#) [MIS-019-01-F-D](#) [FCN-268M024-G/3D](#) [FCN-268M036-G/BD](#) [20021832-06016C1LF](#) [KX15-20KLDL-E1000E](#) [AXE810124](#) [FCN-214J100-G/0](#) [FCN-230C068-E/S](#) [AXE812124](#) [AXE816124](#) [AXE720127](#) [354184](#)