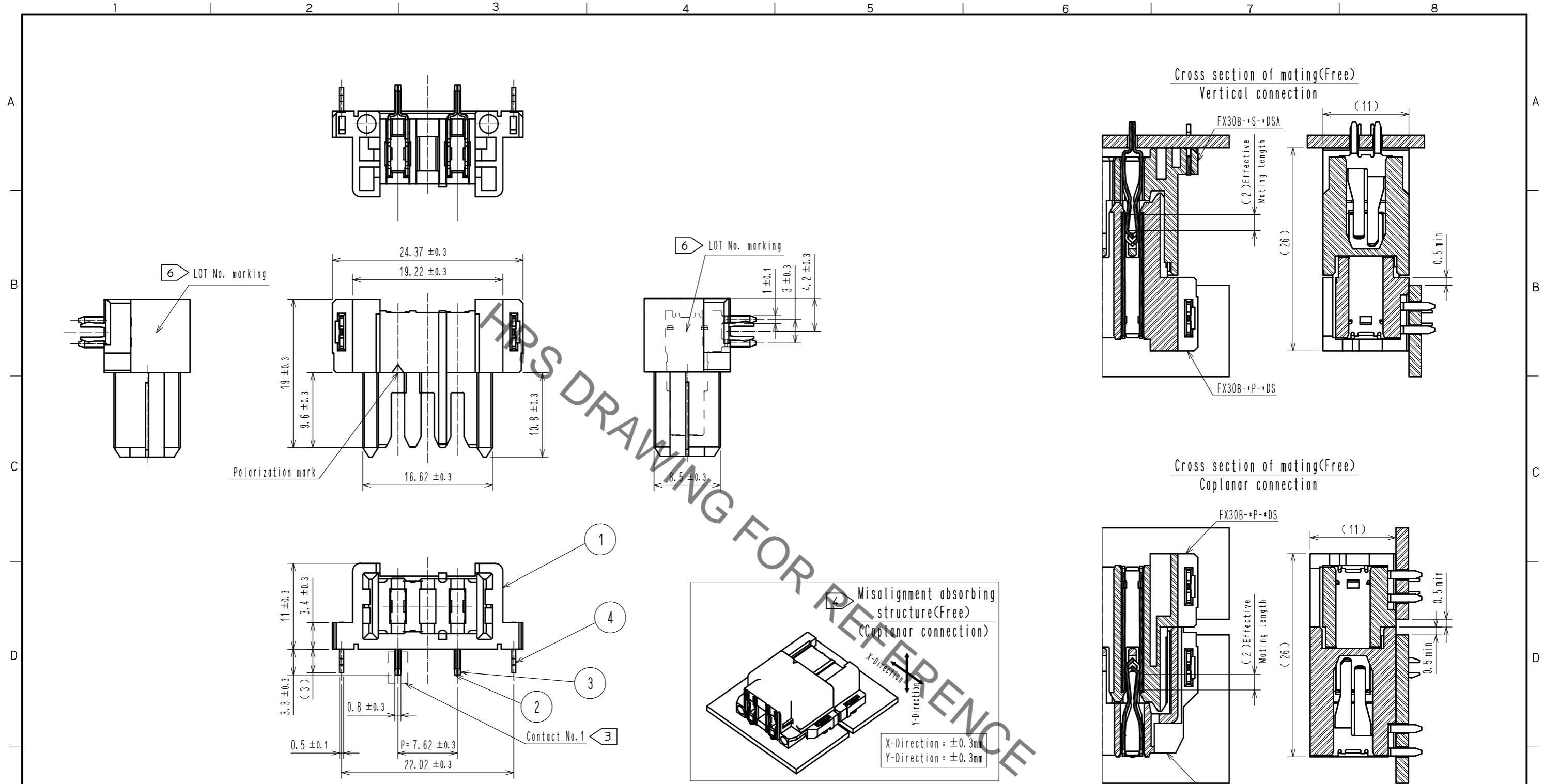


Aug.1.2021 Copyright 2021 HIROSE ELECTRIC CO., LTD. All Rights Reserved.
In case of consideration for using Automotive equipment / device which demand high reliability, kindly contact our sales window correspondents.



- Note
- ① This product is packaged in tray. (24pcs/tray)
 - ② Blemish and hit mark can be occurred through out the manufacturing process which doesn't affect quality level. Also, black spot could be observed on the surface of housing.
 - ③ For the contact No., adjacent two pairs of leads placed back-to-back (4 leads in total) Compose one line.
 - ④ Misalignment absorbing range: ±0.3mm max.
 - ⑤ The dimension in parentheses are for references.
 - ⑥ Lot No. is indicated at either one of the position as shown.
 - ⑦ Pay attention to the recommended PCB thickness and finished through-hole dimensions. Low retention force to PCB could induce angled mounting due to the unbalanced center of the connector.
 - ⑧ UL (File No. E52653)
C-UL (File No. E52653)
TUV (Certificate No. R50275872) authorization article.



NO.	MATERIAL	FINISH	REMARKS	NO.	MATERIAL	FINISH	REMARKS
2	Copper alloy	Contact area:Gold-plating 0.1μm Lead area:Tin-plating 1.0μm Under plating:Nickel 1.0μm		3	Copper alloy	Contact area:Gold-plating 0.1μm Lead area:Tin-plating 1.0μm Under plating:Nickel 1.0μm	
1	Polyamide	Black UL94V-0		4	Phosphor bronze	Tin-plating 3.0μm Under plating:Nickel 1.0μm	
				5	Polystyrene		

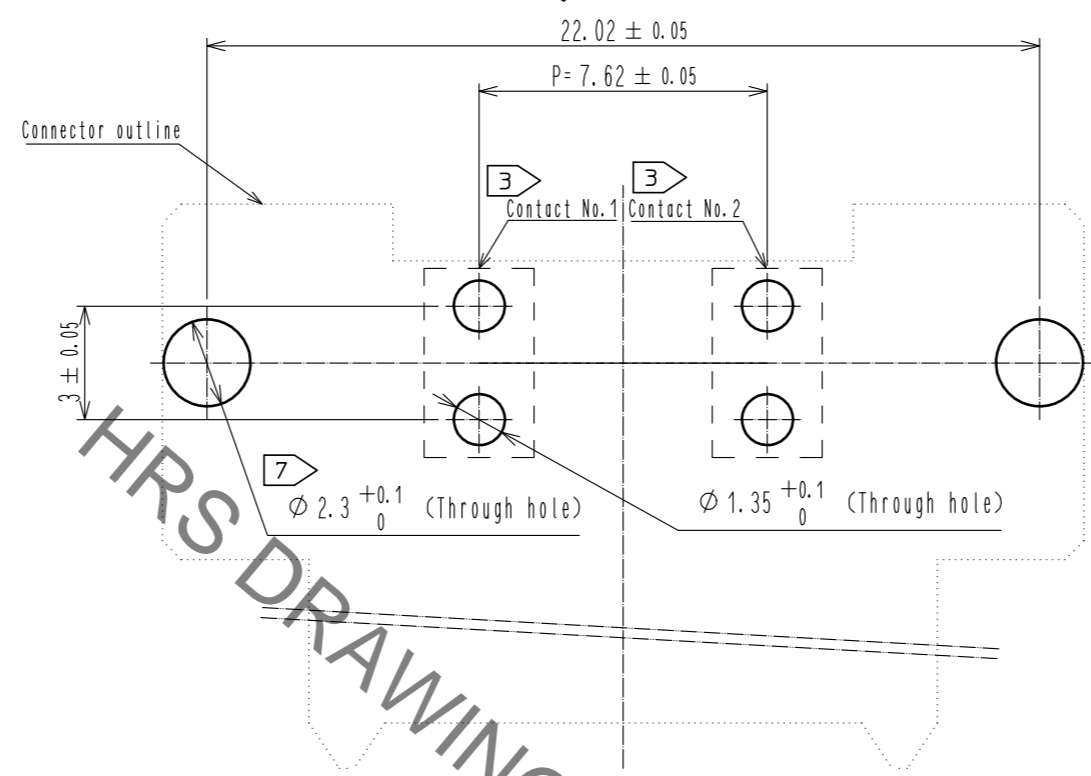
UNITS	SCALE	COUNT	DESCRIPTION OF REVISIONS	DESIGNED	CHECKED	DATE
mm	2 : 1	1	DIS-F-00006019	AK. IWAHORI	HT. YAMAGUCHI	20200406

APPROVED	CHECED	DESIGNED	DRAWN	DATE	DRAWING NO.	PART NO.	CODE NO.
HS. OKAWA	KN. SHIBUYA	DK. AIMOTO	DK. AIMOTO	20140912	EDC3-359163-00	FX30B-2P-7.62DS	CL570-3404-8-00

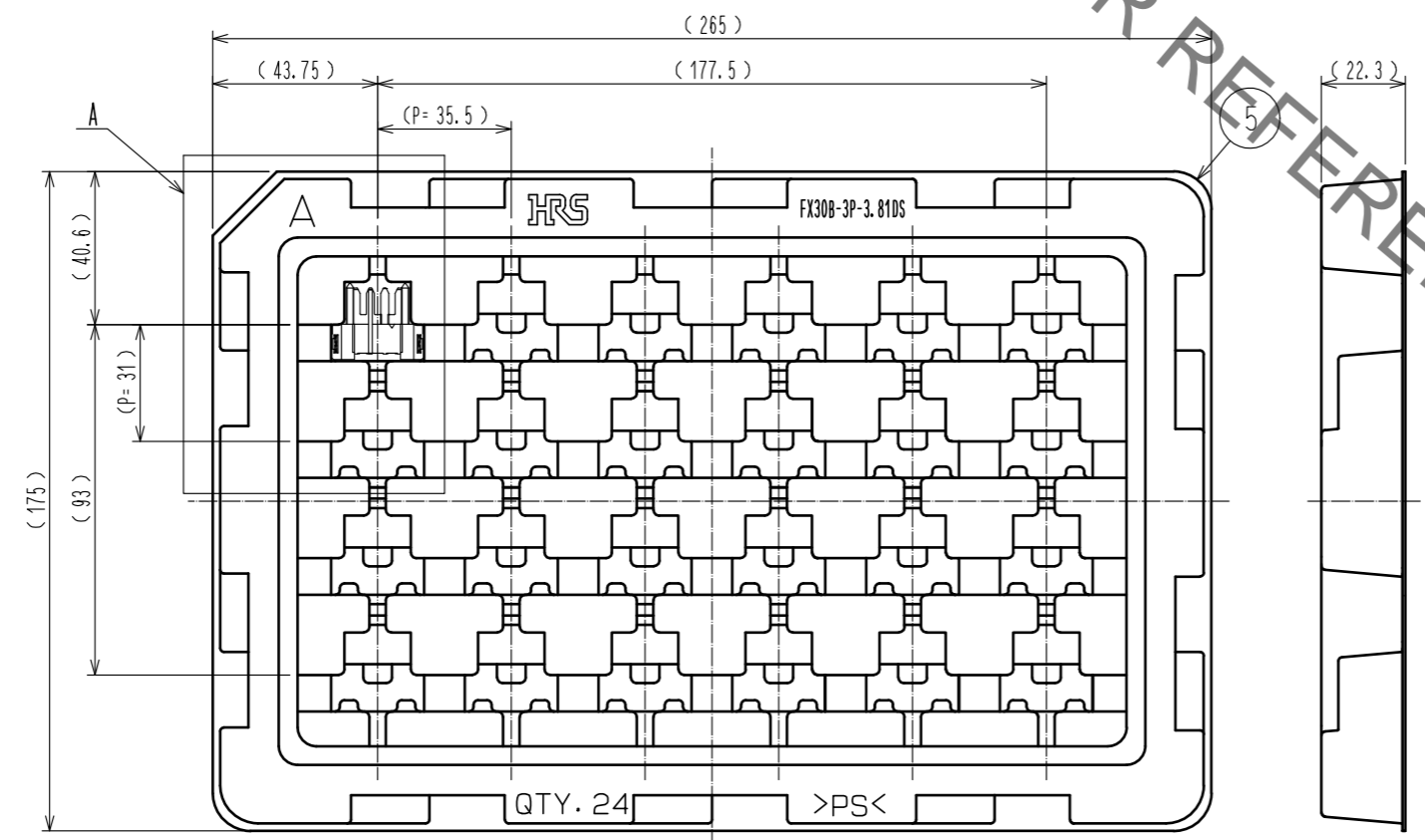
In case of consideration for using Automotive equipment / device which demand high reliability, kindly contact our sales window correspondents.

Aug.1.2021 Copyright 2021 HIROSE ELECTRIC CO., LTD. All Rights Reserved.

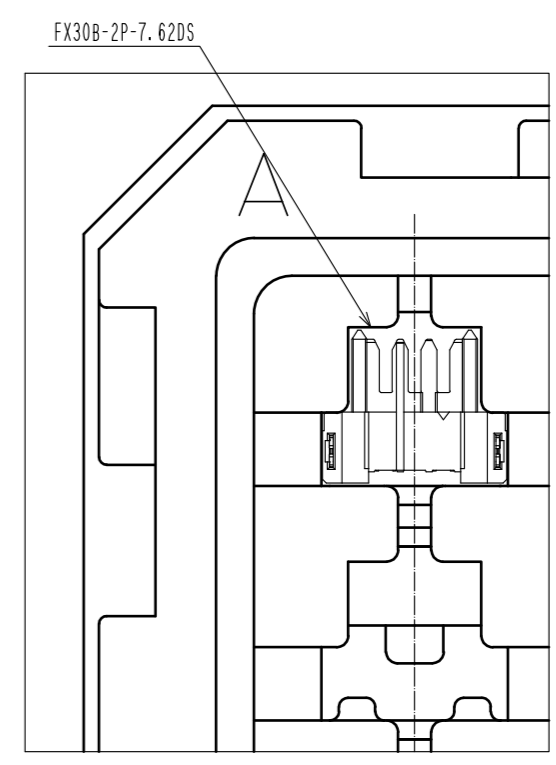
Recommended hole pattern dimension of PCB(5:1)
(Connector mounting side, PCB thickness:t=1.6mm) $\triangleleft 7$



1 Drawing for packaging(1:2)



A(1:1)



HRS	DRAWING NO.	EDC3-359163-00	$\triangleleft 2/2$
	PART NO.	FX30B-2P-7.62DS	
	CODE NO.	CL570-3404-8-00	

X-ON Electronics

Largest Supplier of Electrical and Electronic Components

Click to view similar products for [Board to Board & Mezzanine Connectors](#) category:

Click to view products by [Hirose](#) manufacturer:

Other Similar products are found below :

[589158040000018](#) [FCN-230C068-11](#) [FCN-268F012-G/BD](#) [FCN-268F036-G/BD](#) [FCN-268M012-G/0D](#) [FCN-268M024-G/1D](#) [FCN-723J004/1](#) [MIS-048-01-F-D-DP-K](#) [832-10-034-10-001000](#) [FX4C-80S-1.27DSA](#) [FCN-214Q030-G/0](#) [FCN-234P048-G/0](#) [FCN-235D050-G/C](#) [2-22603-0](#) [AXG720047](#) [5031084030](#) [MIT-114-03-F-D-K](#) [55323-1519](#) [YFT-20-05-H-03-SB-K](#) [503308-3040](#) [026-6203-PDB](#) [027-6203-PDB](#) [069159702701000](#) [10123981-102LF](#) [101A10019X](#) [55650-0588-C](#) [68682-310LF](#) [68684-306](#) [75140-7012](#) [87471-650](#) [YTW-30-07-H-Q-410-140](#) [194261-1](#) [FCN-268F024-G0D](#) [10124054-515LF](#) [68685-603](#) [8-1616154-3](#) [MIS-019-01-F-D](#) [FCN-268M024-G/3D](#) [FCN-268M036-G/BD](#) [20021832-06016C1LF](#) [KX15-20KLDL-E1000E](#) [AXE810124](#) [FCN-214J100-G/0](#) [FCN-230C068-E/S](#) [AXE812124](#) [AXE816124](#) [AXE720127](#) [354184](#) [MIT-019-04-F-D-K](#) [P50-028-DDS-TG](#)