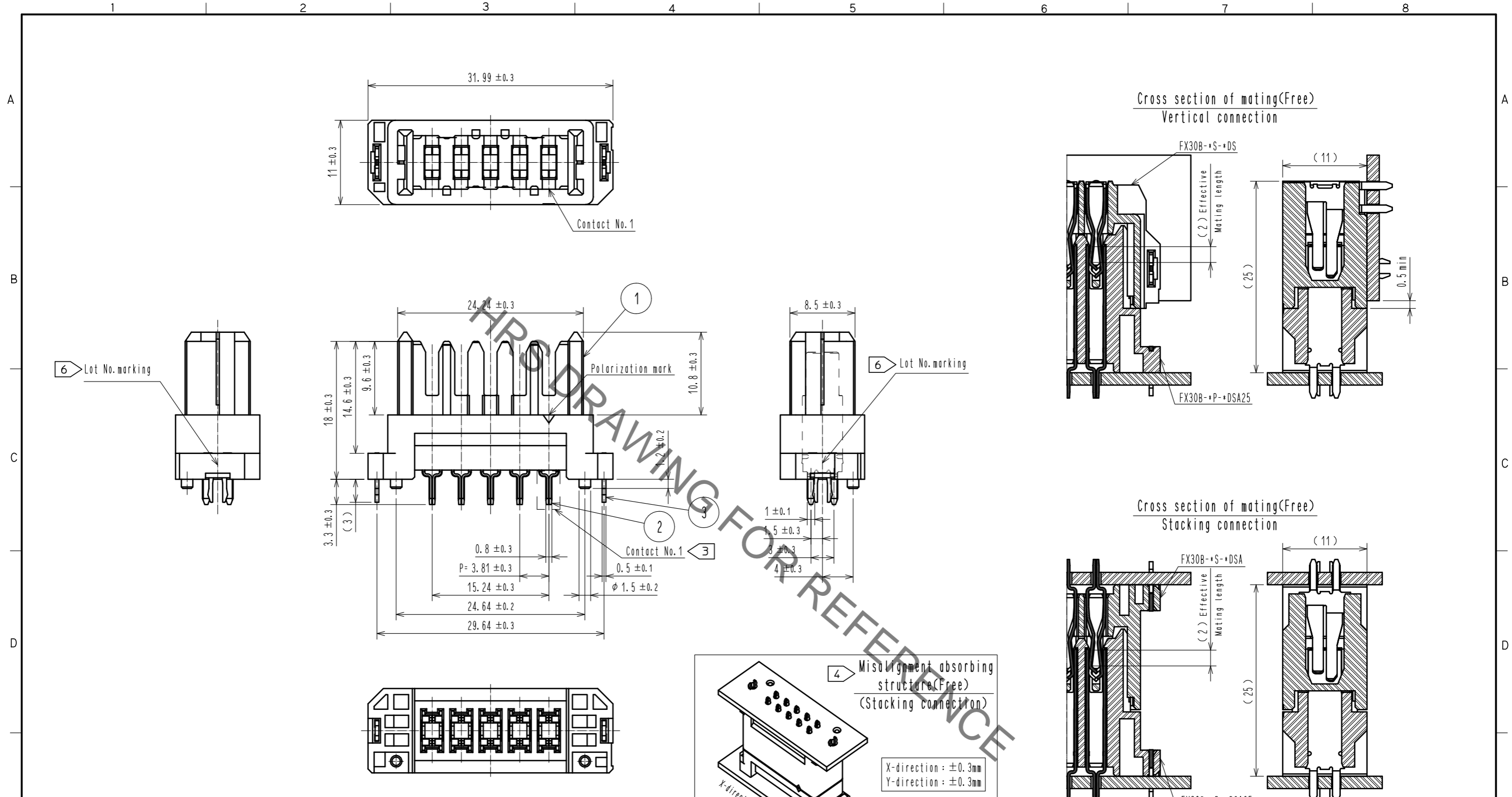
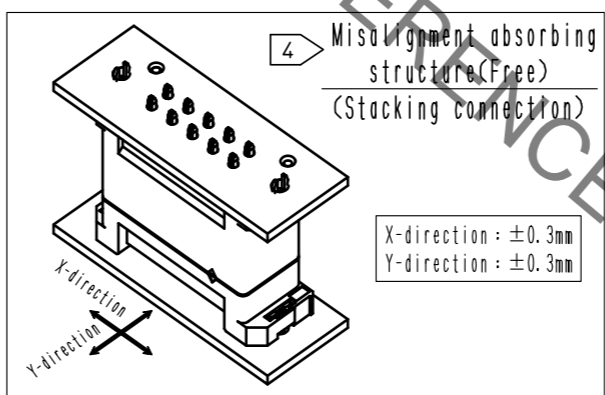


Aug.1.2021 Copyright 2021 HIROSE ELECTRIC CO., LTD. All Rights Reserved.  
 In case of consideration for using Automotive equipment / device which demand high reliability, kindly contact our sales window correspondents.



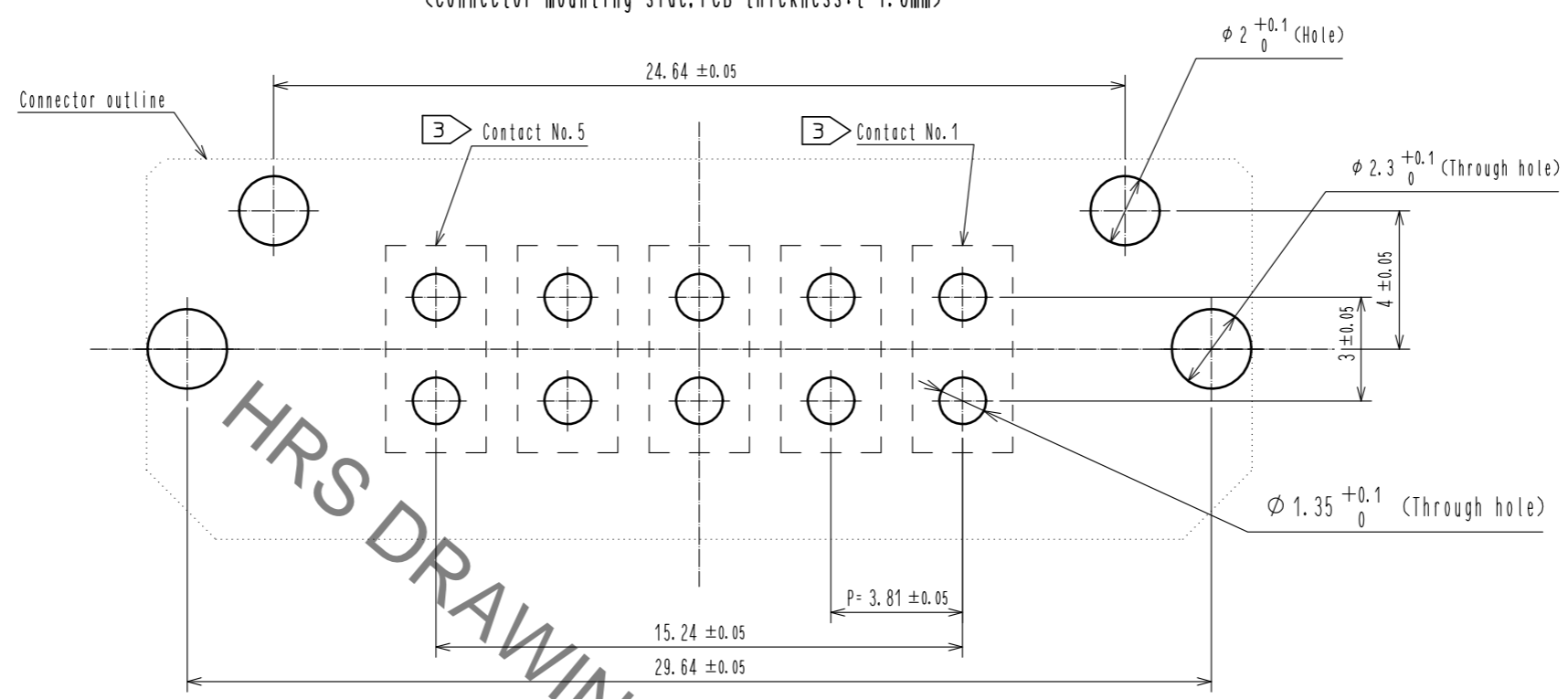
- Note
- ① This product is packaged in tray. (35pcs/tray)
  - ② Blemish and hit mark can be occurred through out the manufacturing process which doesn't affect quality level. Also, black spot could be observed on the surface of housing.
  - ③ For the contact No., adjacent two pairs of leads placed back-to-back (4 leads in total) compose one line.
  - ④ Misalignment absorbing range: ±0.3mm max.
  - ⑤ The dimension in parentheses are for references.
  - ⑥ Lot No. is indicated at either one of the position as shown.
  - ⑦ UL(File No. E52653)  
 C-UL(File No. E52653)  
 TÜV(Certificate No. R50275872) authorization article.



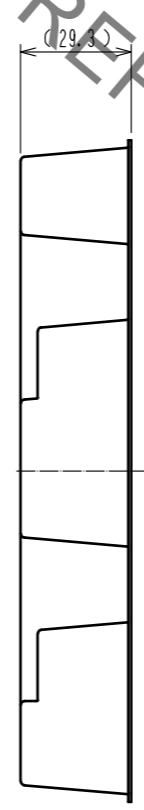
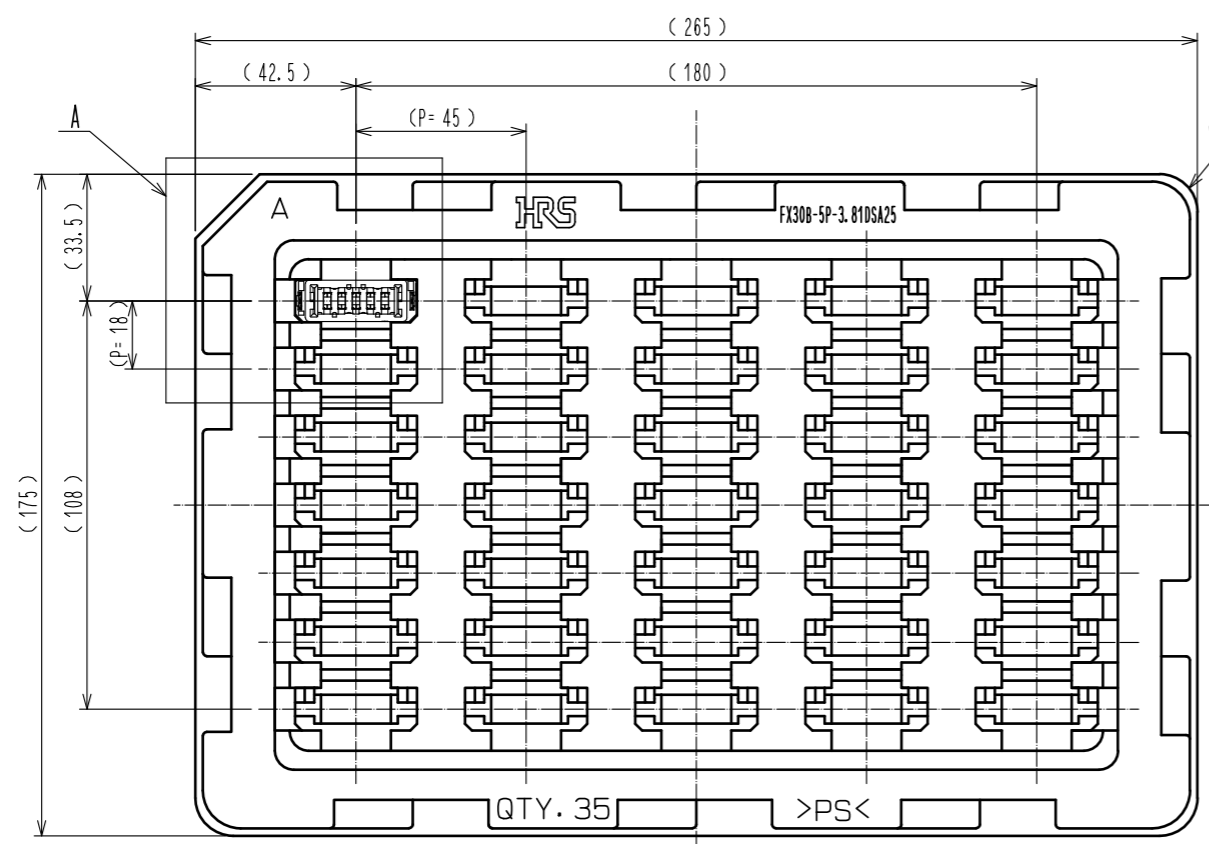
2	COPPER ALLOY	CONTACT AREA:GOLD-PLATING 0.1μm	4	POLYSTYRENE			
		LEAD AREA:TIN-PLATING 1.0μm					
		UNDER PLATING:NICKEL 1.0μm	3	PHOSPHOR BRONZE	TIN-PLATING 3.0μm		
1	POLYAMIDE	BLACK UL94V-0			UNDER PLATING:NICKEL 1.0μm		
NO.	MATERIAL	FINISH . REMARKS	NO.	MATERIAL	FINISH . REMARKS		
UNITS mm		SCALE 2 : 1	COUNT 1	DESCRIPTION OF REVISIONS DIS-F-00006019	DESIGNED AK. IWAHORI	CHECKED HT. YAMAGUCHI	DATE 20200406
<b>HRS</b> HIROSE ELECTRIC CO., LTD.		APPROVED : HS. OKAWA 20130313	DRAWING NO. EDC3-347262-00				
		CHECED : KI. HIROKAWA 20130312	PART NO. FX30B-5P-3.81DSA25				
		DESIGNED : DK. AIMOTO 20130311	CODE NO. CL570-3203-6-00				
		DRAWN : DK. AIMOTO 20130311					

Aug.1.2021 Copyright 2021 HIROSE ELECTRIC CO., LTD. All Rights Reserved.  
 In case of consideration for using Automotive equipment / device which demand high reliability, kindly contact our sales window correspondents.

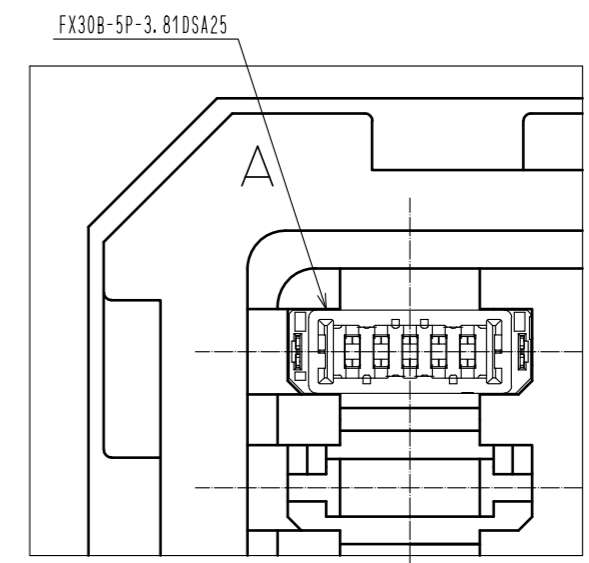
Recommended hole pattern dimension of PCB(5:1)  
 (Connector mounting side, PCB thickness:t=1.6mm)



1 Drawing for packaging(1:2)



A(1:1)



<b>HRS</b>	DRAWING NO.	EDC3-347262-00	
	PART NO.	FX30B-5P-3.81DSA25	
	CODE NO.	CL570-3203-6-00	2/2

## X-ON Electronics

Largest Supplier of Electrical and Electronic Components

*Click to view similar products for [Board to Board & Mezzanine Connectors](#) category:*

*Click to view products by [Hirose](#) manufacturer:*

Other Similar products are found below :

[589158040000018](#) [MDF7C-18P-2.54DSA\(55\)](#) [FCN-230C068-11](#) [FCN-268F012-G/BD](#) [FCN-268F036-G/BD](#) [FCN-268M012-G/0D](#) [FCN-268M024-G/1D](#) [FCN-723J004/1](#) [MIS-048-01-F-D-DP-K](#) [832-10-034-10-001000](#) [FX4C-80S-1.27DSA](#) [FCN-214Q030-G/0](#) [FCN-234P048-G/0](#) [FCN-235D050-G/C](#) [210-93-314-41-105000](#) [2-22603-0](#) [MDF7-40DP-2.54DSA\(55\)](#) [AXG720047](#) [MIT-114-03-F-D-K](#) [55323-1519](#) [DF33-2P-3.3DSA\(24\)](#) [YFT-20-05-H-03-SB-K](#) [503308-3040](#) [026-6203-PDB](#) [027-6203-PDB](#) [069159702701000](#) [10123981-102LF](#) [101A10019X](#) [55650-0588-C](#) [68682-310LF](#) [68684-306](#) [75140-7012](#) [87471-650](#) [YTW-30-07-H-Q-410-140](#) [FCN-268F024-G0D](#) [10124054-515LF](#) [68685-603](#) [8-1616154-3](#) [MIS-019-01-F-D](#) [FCN-268M024-G/3D](#) [FCN-268M036-G/BD](#) [20021832-06016C1LF](#) [KX15-20KLDL-E1000E](#) [AXE810124](#) [FCN-214J100-G/0](#) [FCN-230C068-E/S](#) [AXE812124](#) [AXE816124](#) [AXE720127](#) [354184](#)