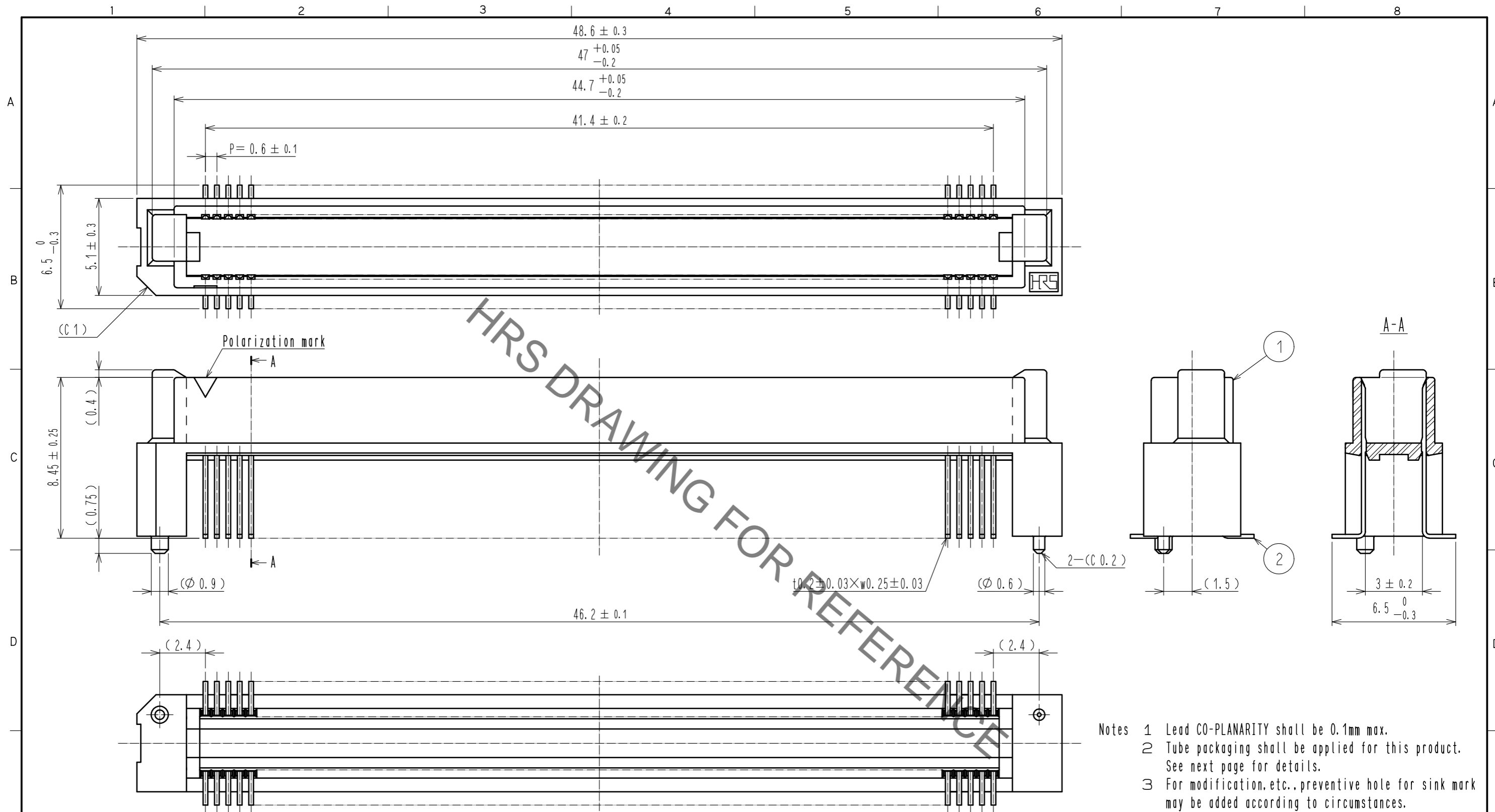
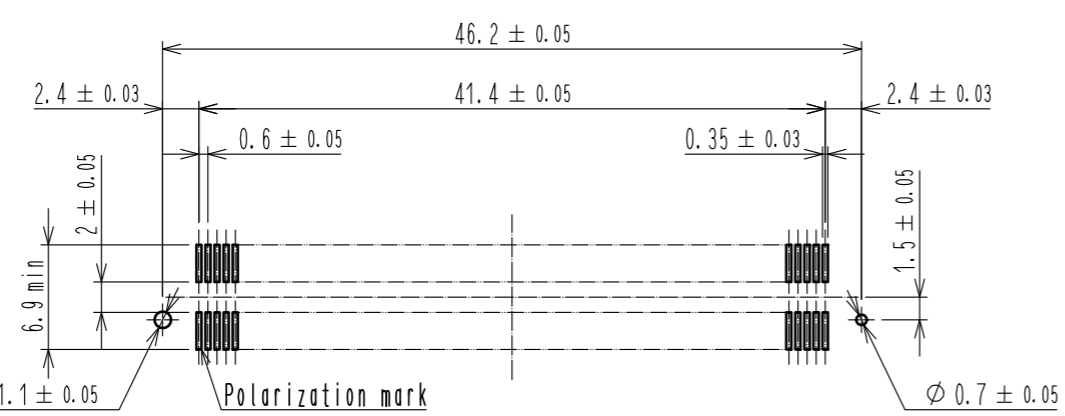


Sep.1.2021 Copyright 2021 HIROSE ELECTRIC CO., LTD. All Rights Reserved.  
In case of consideration for using Automotive equipment / device which demand high reliability, kindly contact our sales window correspondents.



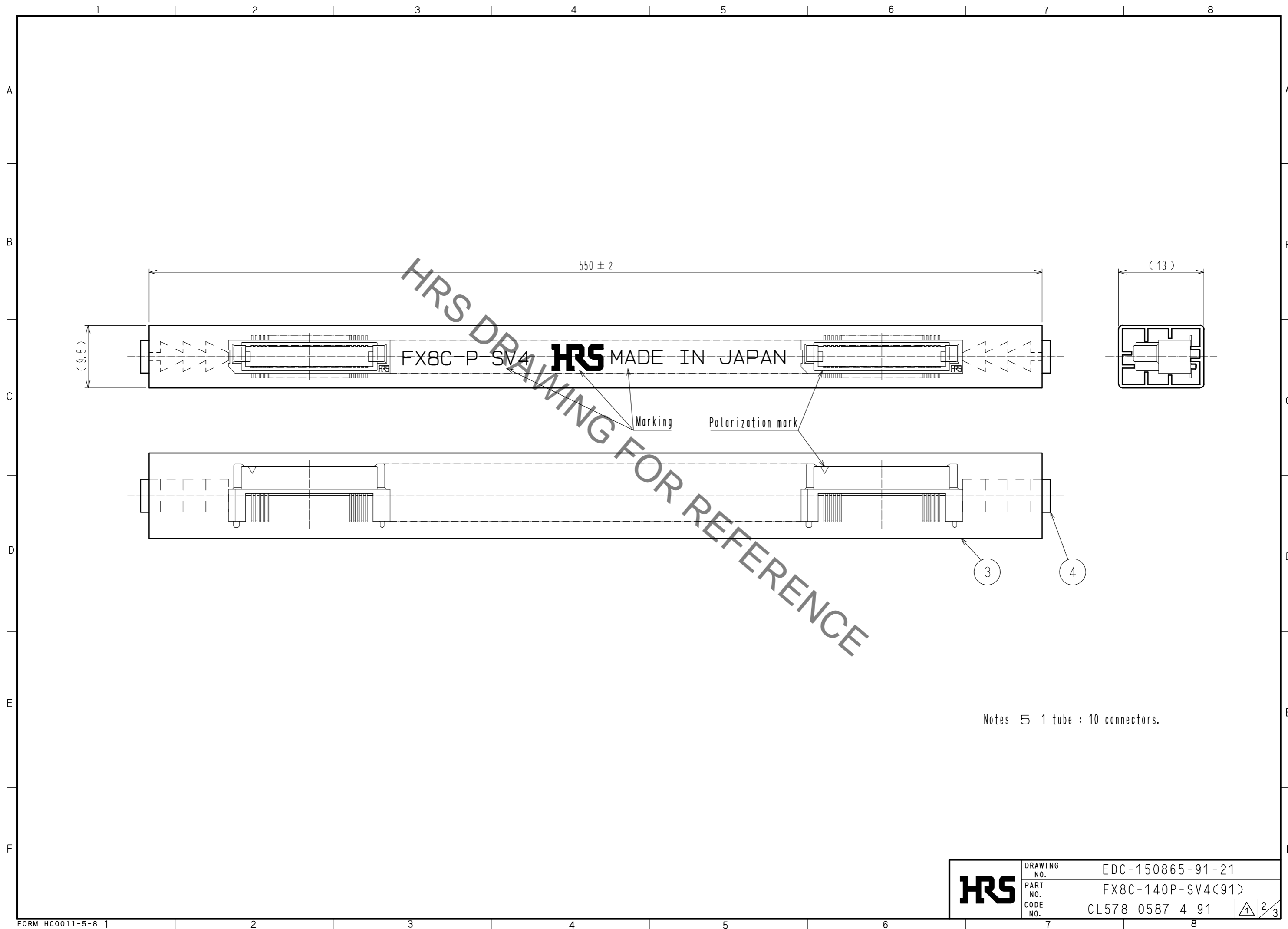
Recommended land pattern dimension of PCB (mounting side) (2:1)



- Notes
- 1 Lead CO-PLANARITY shall be 0.1mm max.
  - 2 Tube packaging shall be applied for this product. See next page for details.
  - 3 For modification, etc., preventive hole for sink mark may be added according to circumstances.
  - 4 The dimensions in parentheses are for reference.

2	PHOSPHOR BRONZE	Contact area : Gold 0.1µm min.				
		Lead area : Tin-plating 1µm min.				
		Under plating : Nickel 1µm min.	4	POLYVINYL CHLORIDE	(Stopper)	
1	PPS	Light brown (UL94V-0)	3	POLYVINYL CHLORIDE	(Tube)	
NO.	MATERIAL	FINISH . REMARKS	NO.	MATERIAL	FINISH . REMARKS	
UNITS	⊙	SCALE	COUNT	DESCRIPTION OF REVISIONS		DESIGNED
mm		5 : 1	1	DIS-F-00006416		KS. NAKAJIMA
				APPROVED : HS. OKAWA	20051212	CHECKED
				CHECKED : HS. OZAWA	20051212	HT. YAMAGUCHI
				DESIGNED : KY. NAKAMURA	20051212	DATE
				DRAWN : KY. NAKAMURA	20051212	20200803
<b>HRS</b> HIROSE ELECTRIC CO., LTD.			DRAWING NO.		EDC-150865-91-21	
			PART NO.		FX8C-140P-SV4(91)	
			CODE NO.		CL578-0587-4-91	
					1/3	

Sep.1.2021 Copyright 2021 HIROSE ELECTRIC CO., LTD. All Rights Reserved.  
In case of consideration for using Automotive equipment / device which demand high reliability, kindly contact our sales window correspondents.



Notes 5 1 tube : 10 connectors.

<b>HRS</b>	DRAWING NO.	EDC-150865-91-21
	PART NO.	FX8C-140P-SV4(91)
	CODE NO.	CL578-0587-4-91

2/3

In case of consideration for using Automotive equipment / device which demand high reliability, kindly contact our sales window correspondents.

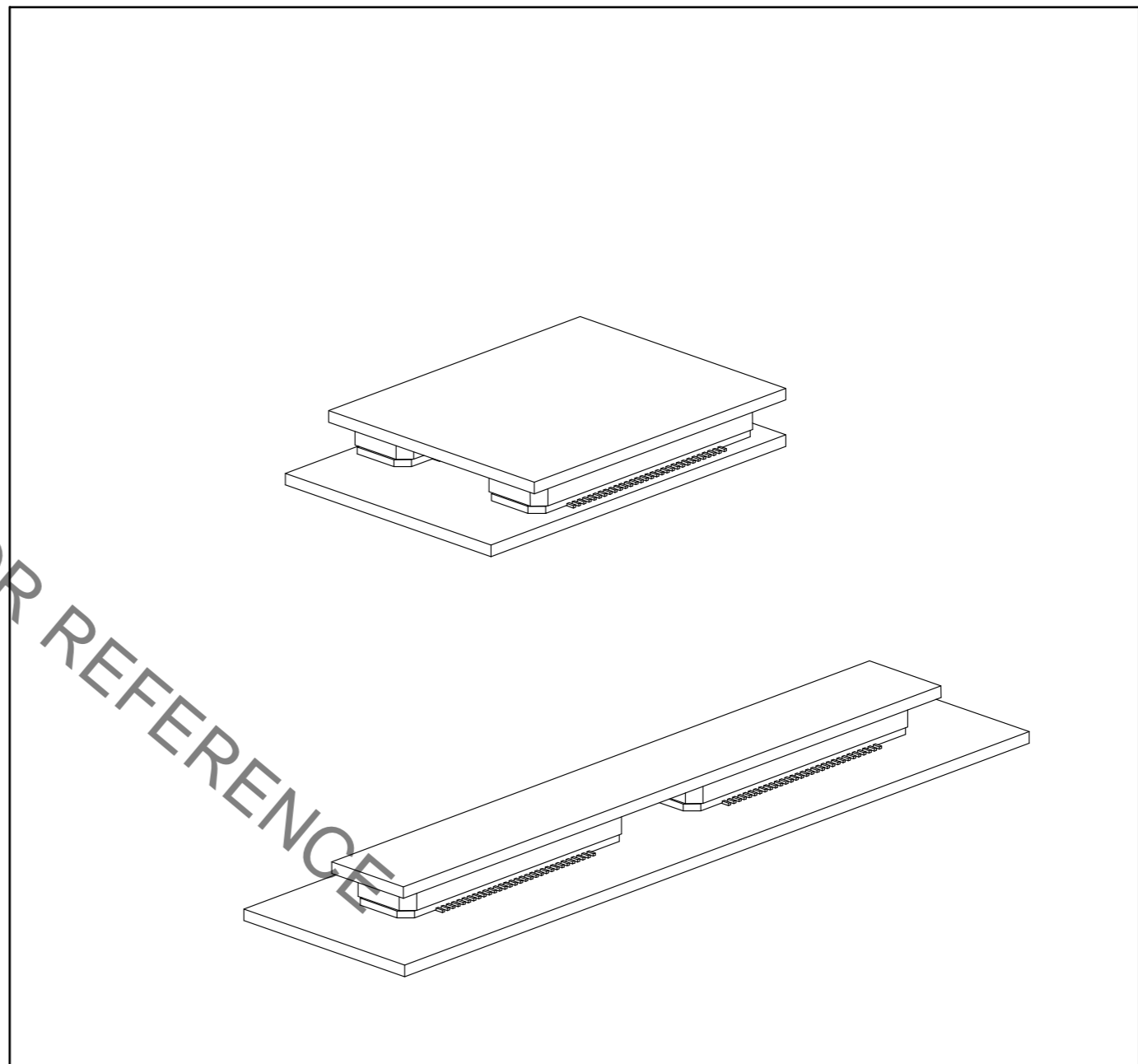
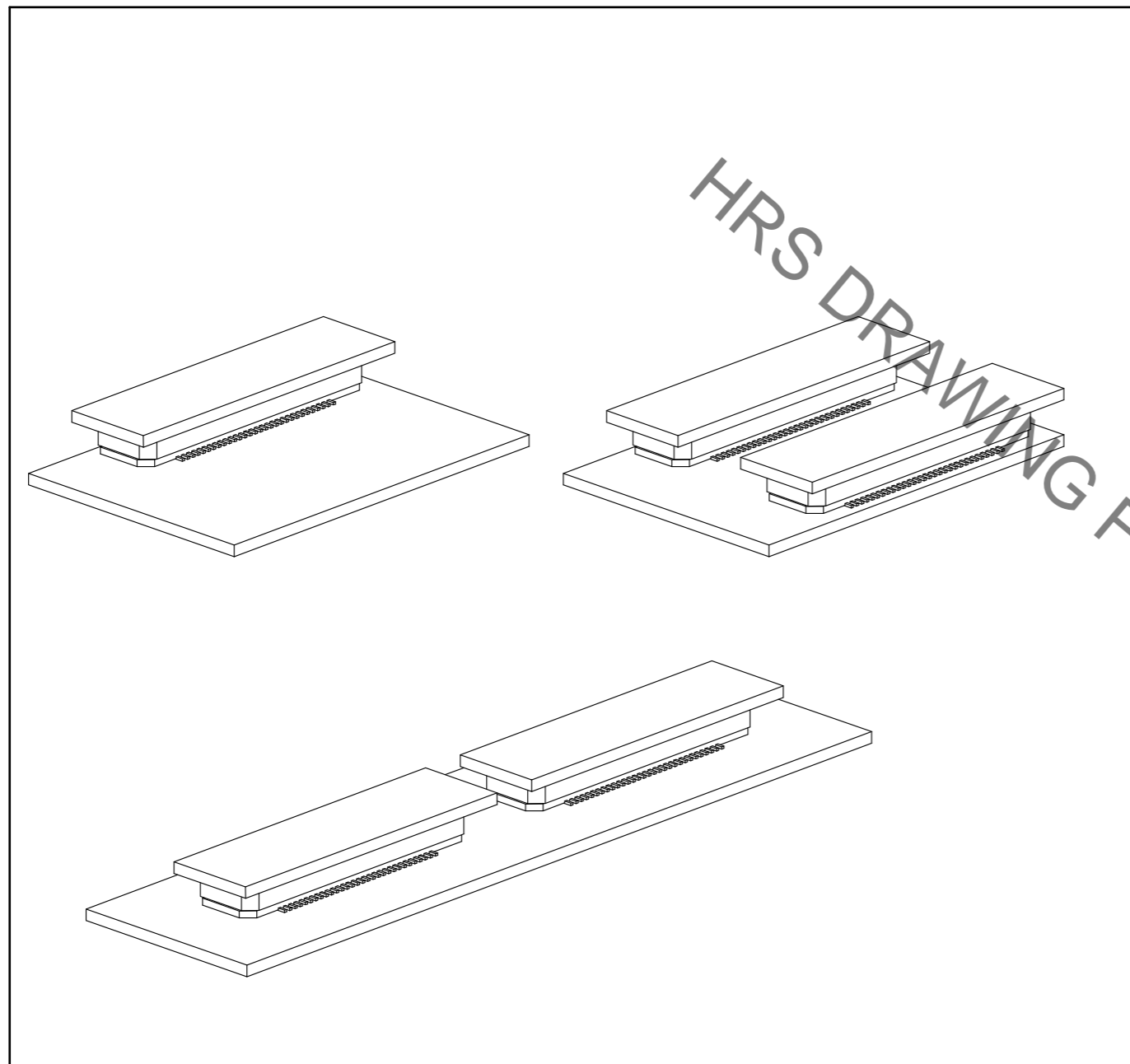
Sep.1.2021 Copyright 2021 HIROSE ELECTRIC CO., LTD. All Rights Reserved.

【 Precaution 】

When a board with multiple connectors mounted is mated, the connector may be damaged or deformed.  
Please divide one side of the board so only one connector is mated per board.

OK

NG



HRS DRAWING FOR REFERENCE

<b>HRS</b>	DRAWING NO.	EDC-150865-91-21
	PART NO.	FX8C-140P-SV4(91)
	CODE NO.	CL578-0587-4-91

## X-ON Electronics

Largest Supplier of Electrical and Electronic Components

*Click to view similar products for [Board to Board & Mezzanine Connectors](#) category:*

*Click to view products by [Hirose](#) manufacturer:*

Other Similar products are found below :

[589158040000018](#) [MDF7C-18P-2.54DSA\(55\)](#) [FCN-230C068-11](#) [FCN-268F012-G/BD](#) [FCN-268F036-G/BD](#) [FCN-268M012-G/0D](#) [FCN-268M024-G/1D](#) [FCN-723J004/1](#) [MIS-048-01-F-D-DP-K](#) [832-10-034-10-001000](#) [FX4C-80S-1.27DSA](#) [FCN-214Q030-G/0](#) [FCN-234P048-G/0](#) [FCN-235D050-G/C](#) [210-93-314-41-105000](#) [2-22603-0](#) [MDF7-40DP-2.54DSA\(55\)](#) [AXG720047](#) [MIT-114-03-F-D-K](#) [55323-1519](#) [DF33-2P-3.3DSA\(24\)](#) [YFT-20-05-H-03-SB-K](#) [503308-3040](#) [026-6203-PDB](#) [027-6203-PDB](#) [069159702701000](#) [10123981-102LF](#) [101A10019X](#) [55650-0588-C](#) [68682-310LF](#) [68684-306](#) [75140-7012](#) [87471-650](#) [YTW-30-07-H-Q-410-140](#) [FCN-268F024-G0D](#) [10124054-515LF](#) [68685-603](#) [8-1616154-3](#) [MIS-019-01-F-D](#) [FCN-268M024-G/3D](#) [FCN-268M036-G/BD](#) [20021832-06016C1LF](#) [KX15-20KLDL-E1000E](#) [AXE810124](#) [FCN-214J100-G/0](#) [FCN-230C068-E/S](#) [AXE812124](#) [AXE816124](#) [AXE720127](#) [354184](#)