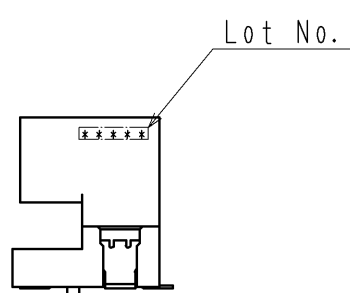
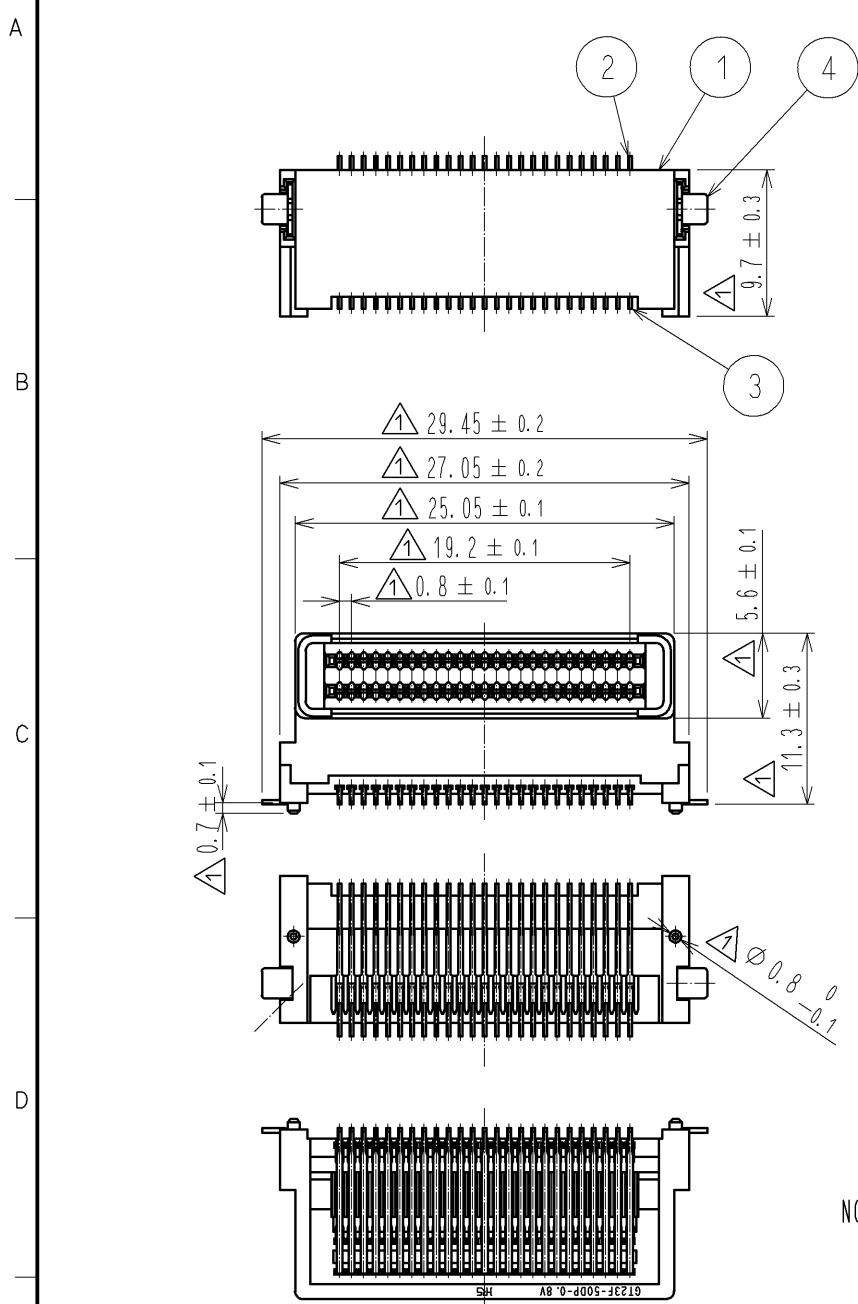


APPLICABLE STANDARD					
RATING	OPERATING TEMPERATURE RANGE	-40 °C TO +105 °C (NOTE1)	STORAGE TEMPERATURE RANGE	-40 °C TO +105 °C	
	VOLTAGE	50 V AC	CURRENT	0.5 A	
SPECIFICATIONS					
ITEM	TEST METHOD	REQUIREMENTS	QT	AT	
CONSTRUCTION					
GENERAL EXAMINATION	VISUALLY AND BY MEASURING INSTRUMENT.	ACCORDING TO DRAWING.	X	X	
MARKING	CONFIRMED VISUALLY.		X	X	
ELECTRIC CHARACTERISTICS					
CONTACT RESISTANCE	0.5A DC.	100 mΩ MAX.	X	-	
CONTACT RESISTANCE MILLIVOLT LEVEL METHOD	20 mV AC MAX, 0.1 mA(DC OR 1000Hz)	100 mΩ MAX.	X	-	
INSULATION RESISTANCE	250 V DC	500 MΩ MIN.	X	-	
VOLTAGE PROOF	250 V AC FOR 1 min.	NO FLASHOVER OR BREAKDOWN.	X	-	
MECHANICAL CHARACTERISTICS					
MECHANICAL OPERATION	30 TIMES INSERTIONS AND EXTRACTIONS.	① CONTACT RESISTANCE: 120 mΩ MAX. ② NO DAMAGE, CRACK AND LOOSENESS OF PARTS.	X	-	
VIBRATION	FREQUENCY 20 TO 400 Hz, 43.1 m/s ² AT 3 h FOR 3 DIRECTIONS.	① NO ELECTRICAL DISCONTINUITY OF 10 μs. ② CONTACT RESISTANCE: 120 mΩ MAX. ③ NO DAMAGE, CRACK AND LOOSENESS OF PARTS.	X	-	
SHOCK	FREQUENCY 20 TO 50 Hz, 66.6 m/s ² AT 1 h.	① NO ELECTRICAL DISCONTINUITY OF 10 μs. ② CONTACT RESISTANCE:120 mΩ MAX. ③ NO DAMAGE, CRACK AND LOOSENESS OF PARTS.	X	-	
LOCK STRENGTH	APPLYING A PULL FORCE THE MATING AXIALLY AT -N MAX.	① DURING APPLYING, MATING COMPLETELY. ② AFTER APPLYING, NO DEFECT OF MATING PARTS.	-	-	
ENVIRONMENTAL CHARACTERISTICS					
DAMP HEAT (STEADY STATE)	EXPOSED AT 60 °C, 90 ~ 95 %, 96 h.	① CONTACT RESISTANCE: 120 mΩ MAX. ② INSULATION RESISTANCE:100 MΩ MIN. ③ NO DAMAGE, CRACK AND LOOSENESS OF PARTS.	X	-	
RAPID CHANGE OF TEMPERATURE	TEMPERATURE-40→5 TO 35→ 80→5 TO 35°C TIME 30 → 5 → 30 → 5 min UNDER 1000 CYCLES.	① CONTACT RESISTANCE: 120 mΩ MAX. ② INSULATION RESISTANCE:100 MΩ MIN. ③ NO DAMAGE, CRACK AND LOOSENESS OF PARTS.	X	-	
DRY HEAT	EXPOSED AT 105°C, 300 h.	① CONTACT RESISTANCE: 120 mΩ MAX. ② NO DAMAGE, CRACK AND LOOSENESS OF PARTS.	X	-	
COLD	EXPOSED AT -40°C , 120 h.	① CONTACT RESISTANCE: 120 mΩ MAX. ② NO DAMAGE, CRACK AND LOOSENESS OF PARTS.	X	-	
RESISTANCE TO HSO ³ GAS	EXPOSED IN 500 PPM FOR 8h.	① CONTACT RESISTANCE: 120 mΩ MAX. ② NO HEAVY CORROSION.	X	-	
RESISTANCE TO SOLDERING HEAT	SOLDER TEMPERATURE, 260°C FOR IMMERSION DURATION, 10 s.	NO DEFORMATION OF CASE OF EXCESSIVE LOOSENESS OF THE TERMINALS.	X	-	
SOLDERABILITY	SOLDERED AT SOLDER TEMPERATURE, 245°C FOR IMMERSION DURATION, 3 s.	A NEW UNIFORM COATING OF SOLDER SHALL COVER A MINIMUM OF 95 % OF THE SURFACE BEING IMMersed.	X	-	
	COUNT	DESCRIPTION OF REVISIONS	DESIGNED	CHECKED	DATE
REMARK (NOTE1) INCLUDE THE TEMPERATURE RISING BY CURRENT.			APPROVED	AR. SHIRAI	10.03.29
			CHECKED	TY. TAKAHASHI	10.03.29
			DESIGNED	TY. SAKASHITA	10.03.29
			DRAWN	KT. MATSUDA	10.03.26
Note QT:Qualification Test AT:Assurance Test X:Applicable Test			DRAWING NO.	ELC4-167667-00	
HRS	SPECIFICATION SHEET		PART NO.	GT23F-50DP-0.8H	
	HIROSE ELECTRIC CO., LTD.		CODE NO.	CL773-0008-0-00	 1/1

参考図：ご確認用。正式には別途納入仕様書をご請求願います。

2013/05/21 16:43:45 HK. HORINO

ELV, RoHS COMPLIANT

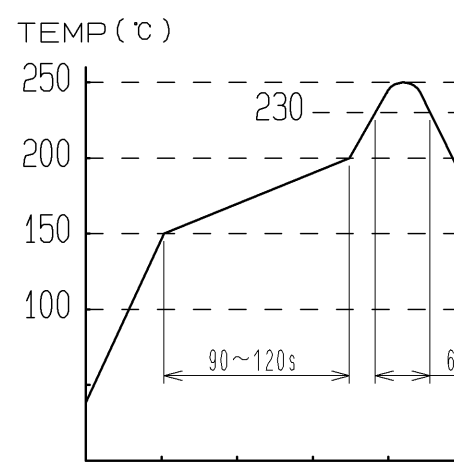


NOTE 1. CO-PLANARITY SHALL BE 0.1 MAX.
2. RECOMMENDED SOLDER THICKNESS=0.15

RECOMMENDED TEMPERATURE PROFILE FOR REFLOW

- 1. PEAK : 250°C
- 2. OVER230°C : 60sec MAX
- 3. PREHEAT : 150~200°C、90~120sec
- 4. NO. OF CYCLES : 2 TIMES MAX

*This temperature profile is the recommended value. The temperature profile may differ depending on the cream solder, the manufacturer, the PC Board size, and other mounting materials, etc. Please confirm the mounting condition before applying the recommended temperature profile.



X-ON Electronics

Largest Supplier of Electrical and Electronic Components

Click to view similar products for [Automotive Connectors](#) category:

Click to view products by [Hirose](#) manufacturer:

Other Similar products are found below :

[003-018-000](#) [60403001](#) [60993906-B](#) [M902-2131](#) [M902-2161](#) [72.330.1035.1](#) [73.353.4028.0](#) [F119300-B](#) [F166900](#) [F258300-B](#) [F358300-B](#)
[F407400](#) [F444110](#) [F487000](#) [F509500B-B](#) [827153-1](#) [8N1515-32-24P](#) [9-1326729-8](#) [925474-1](#) [928905-1](#) [964562-4](#) [968782-1](#) [GT17SA-8DS-](#)
[HU](#) [98891-1012](#) [98947-1016](#) [12004475-L](#) [12010290](#) [12010309-B](#) [12015454](#) [12020219-B](#) [12020308](#) [12041318-B](#) [12052225-L](#) [12052466](#)
[12059125](#) [12064869](#) [12004327-B](#) [12010503-B](#) [12015308](#) [12015384](#) [12015909](#) [1-21030-1](#) [12041254](#) [12041318](#) [12047946-B](#) [12047957](#)
[12047957-L](#) [12059473](#) [12066261](#) [12110546](#)