

- ★ Green Device Available
- ★ Super Low Gate Charge
- ★ Excellent CdV/dt effect decline
- ★ Advanced high cell density Trench technology

Product Summary



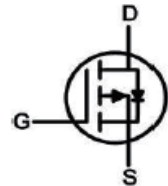

BVDSS	RDSON	ID
-20V	30mΩ	-4.1A

Description

The 3415 is the high cell density trenched p-ch MOSFETs, which provide excellent RDSON and gate charge for most of the synchronous buck converter applications.

The 3415 meet the RoHS and Green Product requirement with full function reliability approved.

SOT23 Pin Configuration



Absolute Maximum Ratings

Symbol	Parameter	Max.	Units
V _{DSS}	Drain-Source Voltage	20	V
V _{GSS}	Gate-Source Voltage	±12	V
I _D	Continuous Drain Current	T _C = 25°C	-4.1
		T _C = 100°C	-2.6
I _{DM}	Pulsed Drain Current <small>note1</small>	-16	A
P _D	Power Dissipation	1	W
R _{θJC}	Thermal Resistance, Junction to Case	125	°C/W
T _J , T _{STG}	Operating and Storage Temperature Range	-55 to +175	°C

Electrical Characteristics ($T_J = 25^\circ\text{C}$ unless otherwise specified)

Symbol	Parameter	Conditions	Min.	Typ.	Max.	Unit
Off Characteristic						
$V_{(BR)DSS}$	Drain Source Breakdown Voltage	$V_{GS}=0V, I_D=-250\mu A$	-20	---	---	V
I_{DSS}	Zero Gate Voltage Drain Current	$V_{DS} = -20V, V_{GS} = 0V$	---	---	-1.0	μA
I_{GSS}	Gate to Body Leakage Current	$V_{DS}=0V, V_{GS}= \pm 12V$	---	---	± 100	nA
On Characteristics						
$V_{GS(th)}$	Gate Threshold Voltage	$V_{DS}=V_{GS}, I_D=250\mu A$	-0.4	-0.7	-1.0	V
$R_{DS(on)}$	Static Drain-Source on-Resistance <small>note2</small>	$V_{GS}=-4.5V, I_D=-4.1A$	---	30	38	m Ω
		$V_{GS}=-2.5V, I_D=-3A$	---	38	53	
Dynamic Characteristics						
C_{iss}	Input Capacitance	$V_{DS}=-10V, V_{GS}=0V, f=1.0MHz$	---	830	---	pF
C_{oss}	Output Capacitance		---	132	---	
C_{rss}	Reverse Transfer Capacitance		---	85	---	
Q_g	Total Gate Charge	$V_{DS}=-10V, I_D=-2A, V_{GS}=-4.5V$	---	8.8	---	nC
Q_{gs}	Gate-Source Charge		---	1.4	---	
Q_{gd}	Gate-Drain("Miller") Charge		---	1.9	---	
Switching Characteristics						
$t_{d(on)}$	Turn-on Delay Time	$V_{DS}=-10V, I_D=-3.3A, R_{GEN}=1\Omega,$ $V_{GS}=-4.5V$	---	10	---	ns
t_r	Turn-on Rise Time		---	32	---	
$t_{d(off)}$	Turn-off Delay Time		---	50	---	
t_f	Turn-off Fall Time		---	51	---	
Drain-Source Diode Characteristics and Maximum Ratings						
I_S	Maximum Continuous Drain to Source Diode Forward Current		---	---	-4.1	A
I_{SM}	Maximum Pulsed Drain to Source Diode Forward Current		---	---	-16	A
V_{SD}	Drain to Source Diode Forward Voltage	$V_{GS}=0V, I_S=-4.1A$	---	---	-1.2	V

Notes:1. Repetitive Rating: Pulse Width Limited by Maximum Junction Temperature
 2.Pulse Test: Pulse Width $\leq 300\mu s$, Duty Cycle $\leq 2\%$

Typical Performance Characteristics

Figure 1: Output Characteristics

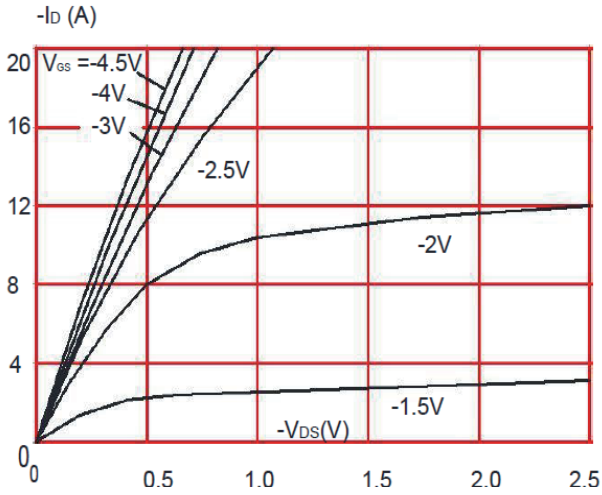


Figure 2: Typical Transfer Characteristics

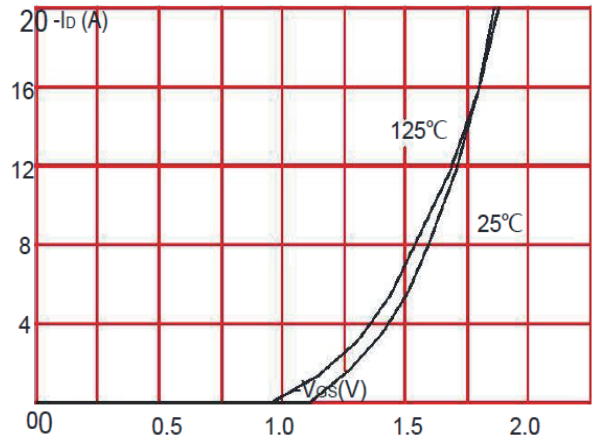


Figure 3: On-resistance vs. Drain Current

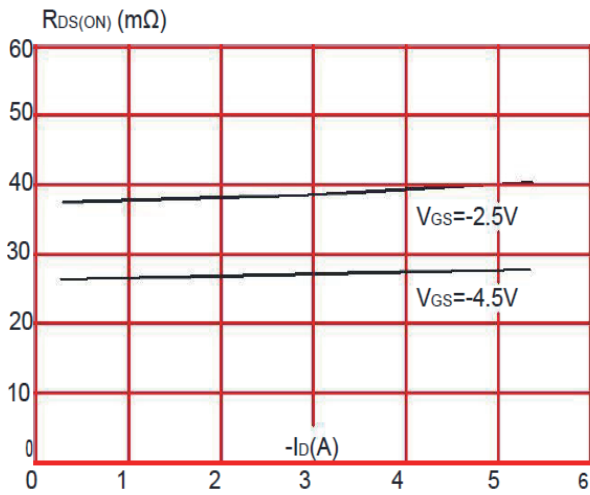


Figure 4: Body Diode Characteristics

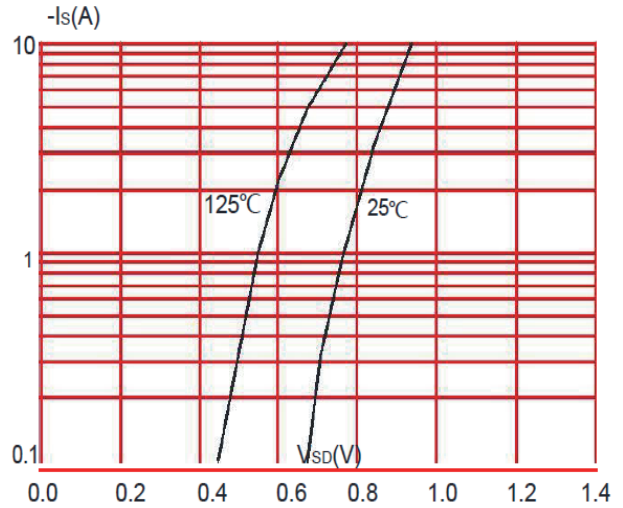


Figure 5: Gate Charge Characteristics

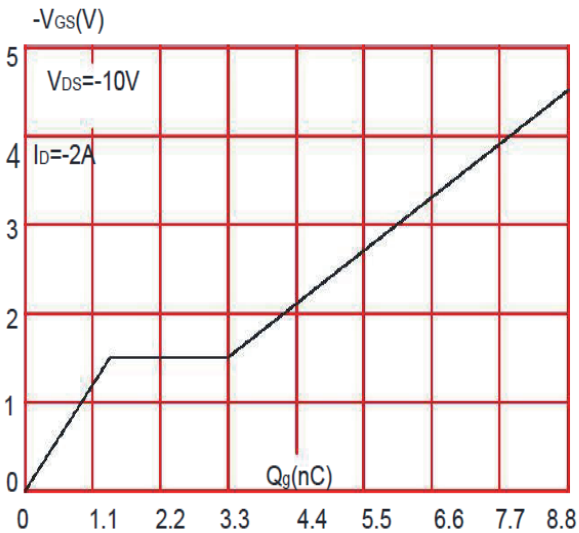
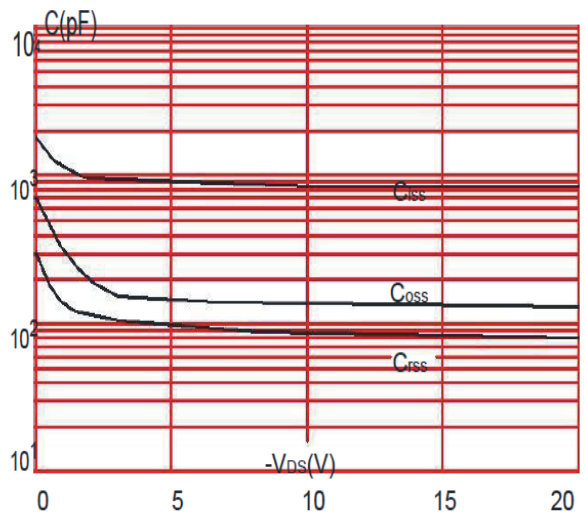


Figure 6: Capacitance Characteristics



Typical Performance Characteristics

Figure 7: Normalized Breakdown Voltage

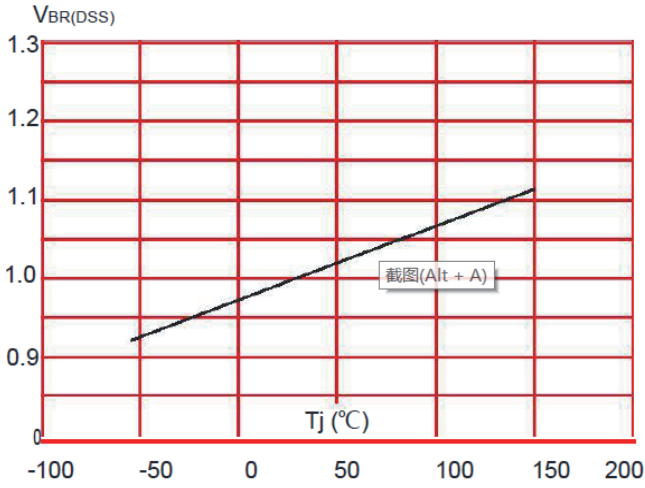


Figure 8: Normalized on Resistance vs. Junction Temperature

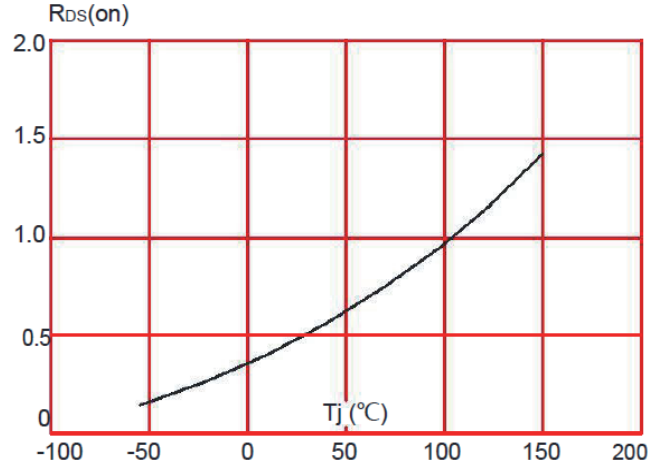


Figure 9: Maximum Safe Operating Area

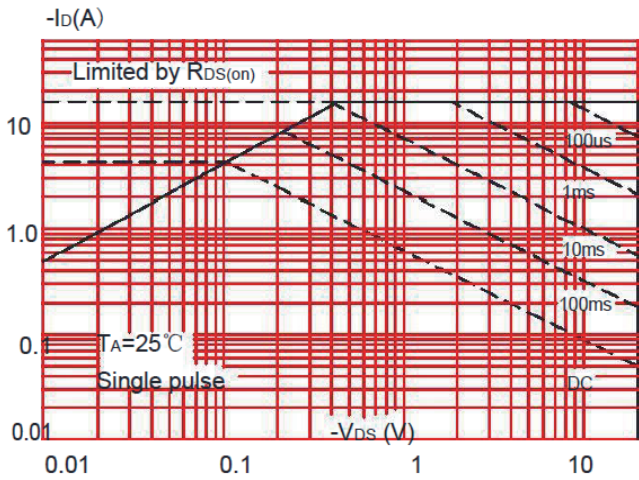


Figure 10: Maximum Continuous Drain Current vs. Ambient Temperature

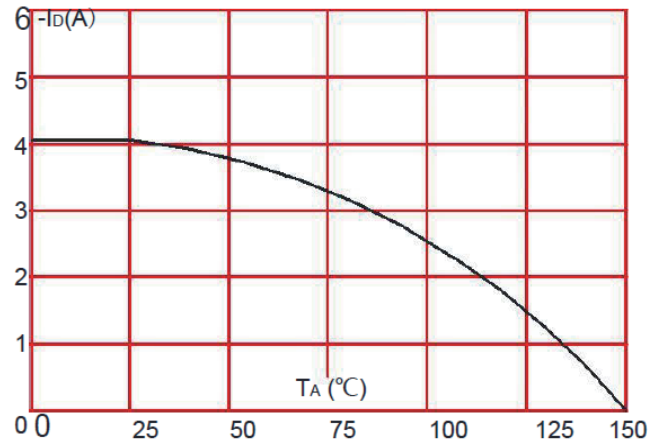
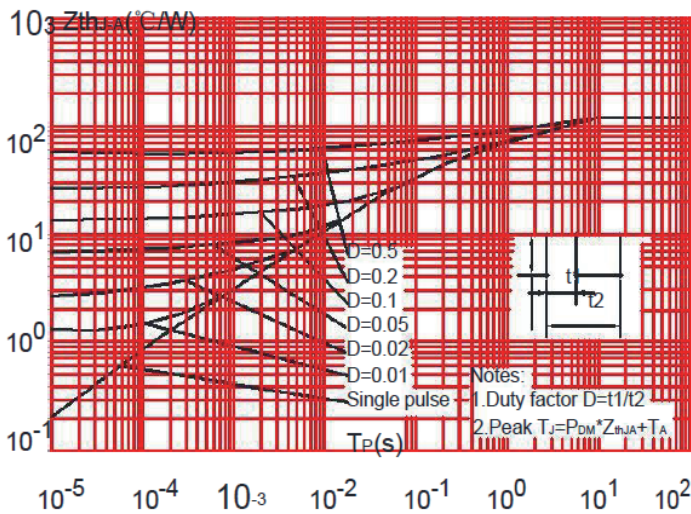
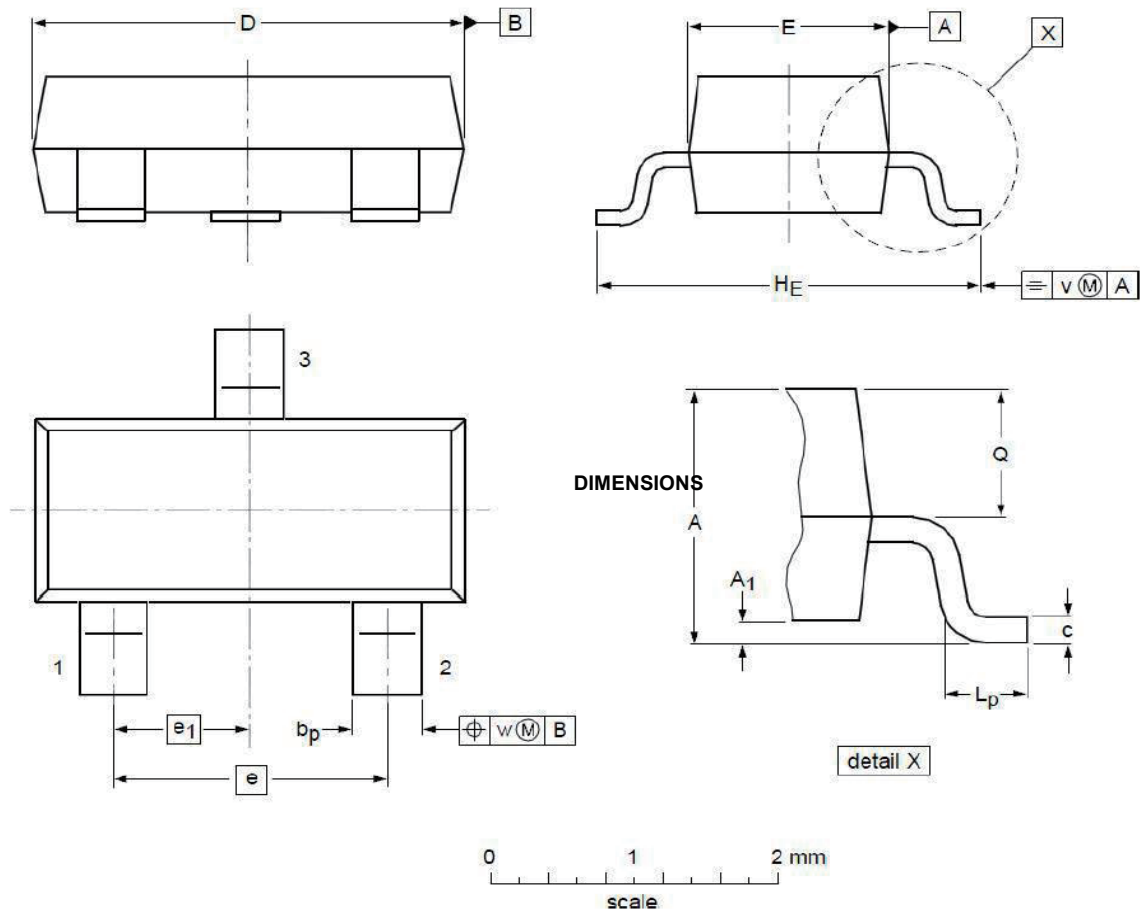


Figure 11: Maximum Effective Transient Thermal Impedance



Package Mechanical Data-SOT-23

Package Mechanical Data-SOT-23



DIMENSIONS (unit : mm)

Symbol	Min	Typ	Max	Symbol	Min	Typ	Max
A	0.9	1.01	1.15	A ₁	0.01	0.05	0.1
b _p	0.3	0.42	0.5	c	0.08	0.13	0.15
D	2.8	2.92	3	E	1.2	1.33	1.4
e	--	1.9	--	e ₁	--	0.95	--
H _E	2.25	2.4	2.55	L _p	0.3	0.42	0.5
Q	0.45	0.49	0.55	v	--	0.2	--
w	--	0.1	--				

X-ON Electronics

Largest Supplier of Electrical and Electronic Components

Click to view similar products for [MOSFET](#) category:

Click to view products by [HL](#) manufacturer:

Other Similar products are found below :

[IRFD120](#) [JANTX2N5237](#) [2SK2267\(Q\)](#) [BUK455-60A/B](#) [TK100A10N1,S4X\(S](#) [MIC4420CM-TR](#) [VN1206L](#) [NDP4060](#) [SI4482DY](#)
[IRS2092STRPBF-EL](#) [IPS70R2K0CEAKMA1](#) [TK31J60W5,S1VQ\(O](#) [TK31J60W,S1VQ\(O](#) [TK16J60W,S1VQ\(O](#) [2SK2614\(TE16L1,Q\)](#)
[DMN1017UCP3-7](#) [EFC2J004NUZTDG](#) [P85W28HP2F-7071](#) [DMN1053UCP4-7](#) [NTE2384](#) [DMC2700UDMQ-7](#) [DMN2080UCB4-7](#)
[DMN61D9UWQ-13](#) [US6M2GTR](#) [DMN31D5UDJ-7](#) [DMP22D4UFO-7B](#) [IPS60R3K4CEAKMA1](#) [DMN1006UCA6-7](#) [DMN16M9UCA6-7](#)
[STF5N65M6](#) [IRF40H233XTMA1](#) [STU5N65M6](#) [DMN6022SSD-13](#) [DMN13M9UCA6-7](#) [DMTH10H4M6SPS-13](#) [IPS60R360PFD7SAKMA1](#)
[DMN2990UFB-7B](#) [SSM3K35CT,L3F](#) [IPLK60R1K0PFD7ATMA1](#) [2N7002W-G](#) [MCAC30N06Y-TP](#) [IPWS65R035CFD7AXKSA1](#)
[MCQ7328-TP](#) [SSM3J143TU,LXHF](#) [DMN12M3UCA6-7](#) [PJMF280N65E1_T0_00201](#) [PJMF380N65E1_T0_00201](#)
[PJMF280N60E1_T0_00201](#) [PJMF600N65E1_T0_00201](#) [PJMF900N65E1_T0_00201](#)