



Microfuse RoHS & Pb-free
好利® 保险丝管



产品规格书

PRODUCT SPECIFICATION

玻璃管保险丝（慢断型）

GLASS TUBE FUSE (TIME-LAG)

50T (P) RoHS SERIES

编码: B00 HLD-PSI-8115 2022/11/14

制定: **许一鸣**
2022.11.14

PREPARED BY

审核: **胡兴华**
2022.11.14

CHECKED BY

批准: **林文渊**
2022.11.14

APPROVED BY



好利来（厦门）电路保护科技有限公司
Hollyland (Xiamen) Technology Corporation Limited
福建厦门市翔安区舩山东二路829号361101
T +86 592 577 2288
M sdxm@hollyfuse.com
Www.hollyfuse.com



目录

Table of Contents

1 适用范围/ Scope	3
2 相关标准/ Applicable Standards	4
3 构造图/ Construction Fig.&Dimension	5
4 机械特性/ Mechanical Performances	6
5 电气特性/ Electrical Performance	6
6 产品标志/ Marking	12
7 包装要求/ Packing Details	12
8 环境参数/ Environment Parameters	13
9 信赖性试验/Reliability Test	13

1 适用范围/ SCOPE

本规格书适用于公司按照 IEC 60127 标准生产的 50T(P) RoHS 系列 HOLLY® 商标的小型保险丝管。

This specification defines the technical requirements of miniature fuse type 50T(P) RoHS series with HOLLY® brand, which are according to IEC 60127.

产品部件号为: 型号 额定电流 额定电压

Construction of part no.: type rated current rated voltage

例如/ Example: 50T(P) 020 H

* 型号/ Type: 50T(P) P - 尾线/ Pig Tail, 额定电压/ Voltage Rating: H - 250V.

产品部件号/ PART NUMBER

产品部件号 PART NUMBER	型号规格 MODEL DETAIL	产品部件号 PART NUMBER	型号规格 MODEL DETAIL
50T(P)-0100H	50T T100mAL 250V	50T(P)-020H	50T T2AL 250V
50T(P)-0125H	50T T125mAL 250V	50T(P)-025H	50T T2.5AL 250V
50T(P)-0160H	50T T160mAL 250V	50T(P)-032H	50T T3.15AL 250V
50T(P)-0200H	50T T200mAL 250V	50T(P)-040H	50T T4AL 250V
50T(P)-0250H	50T T250mAL 250V	50T(P)-050H	50T T5AL 250V
50T(P)-0315H	50T T315mAL 250V	50T(P)-063H	50T T6.3AL 250V
50T(P)-0400H	50T T400mAL 250V	50T(P)-080H	50T 8A 250V
50T(P)-0500H	50T T500mAL 250V	50T(P)-100H	50T 10A 250V
50T(P)-0630H	50T T630mAL 250V	50T(P)-120H	50T T12AL 250V
50T(P)-0800H	50T T800mAL 250V	50T(P)-125H	50T 12.5A 250V
50T(P)-010H	50T T1AL 250V	50T(P)-150H	50T T15AL 250V
50T(P)-013H	50T T1.25AL 250V	50T(P)-160H	50T 16A 250V
50T(P)-016H	50T T1.6AL 250V	50T(P)-200H	50T T20AL 250V

型号规格: 型号 特性符号 额定电流 分断能力符号 额定电压
 MODEL DETAIL: Type Characteristic Symbol Rated Current Breaking Capacity Symbol Rated Voltage
 例如/ Example: 50T I 2A L 250V

*特性符号/ Characteristic Symbol: T – 慢断型/ Time-Lag,

分断能力符号/ Breaking Capacity Symbol: L – 低分断能力/ Low Breaking Capacity.

(8A 和 10A 仅含 CQC 标识时不必标注“T”“L” 8A and 10A need not be marked “T”“L” for CQC alone; 12.5A 和 16A 仅含 CQC 和 SEMKO 标识时不必标注“T”“L” 12.5A and 16A need not be marked “T”“L” for CQC and Semko alone)

2 相关标准/ APPLICABLE STANDARDS

2.1 50T(P) RoHS 系列产品适用的相关标准是 IEC 60127 和 GB 9364。

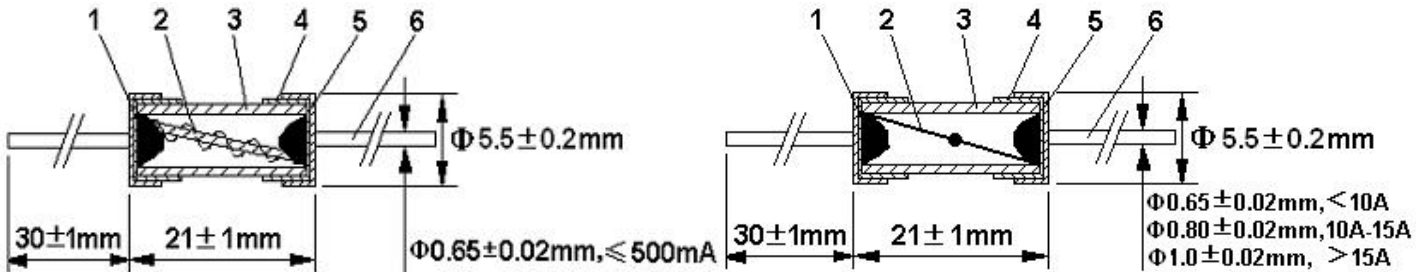
Applicable standards for 50T(P) RoHS series are IEC 60127 and GB 9364.

2.2 认证情况/ APPROVED DETAILS

安全认证 SAFETY APPROVALS	额定电压 RATED VOLTAGE	认证范围 APPROVED RANGE	认证号码 CERT. NO.
SEMKO	250V	125mA~6.3A	SE-S-2001179
		8A、10A	1909952
		12.5A、16A	1909953
VDE	250V	125mA~10A	40014460
		12.5A	40025976
BSI	250V	125mA~6.3A	KM 52652
IMQ	250V	125mA~6.3A	EI475
UR/cUR	250V	125mA~15A	E156471
CSA	250V	125mA~6.3A	LR101178
KC	250V	125mA~400mA	SU05008-3011D
		500mA~1A	SU05008-3012D
		1.25A~6.3A	SU05008-3013D
CCC	250V	125mA~6.3A	2020970207000172
CQC	250V	8A, 10A, 12.5A, 16A	CQC05012014537
PSE	250V	1A~5A	JET 2489-31003-2024
		5.1A~15A	JET 2489-31003-2020

3 构造图/ CONSTRUCTION FIG.&DIMENSION

3.1 DIMENSION (Unit: mm)



编号 No.	品名 PART	材料名 MATERIAL MODEL	备注 NOTE
1	焊锡 Solder	无铅焊锡/ Pb Free	额定电流 $I_n < 10A$
		含铅高温焊锡/ Pb Contained High temperature Solder	额定电流 $I_n \geq 10A$
2	可熔体 Element	玻璃纤维 + 金属丝/ Glass Fiber + Metal Wire	额定电流 $I_n \leq 500mA$
		一个锡球+金属丝/ One Solder Blob+ Metal Wire	额定电流 $I_n > 500mA$
3	管体/ Tube	玻璃管/ Glass Tube	灌砂/ Filled Sand
4	铜帽/Cap	黄铜/ Brass	镀镍/ Nickel Plated
5	尾线铜帽 Cap with Pig Tail	黄铜/Brass	镀镍/Nickel Plated
6	尾线/ Pig Tail	镀锡铜线/ Tin Plated Copper	镀锡/ Tin Plated

3.2 玻璃管/ GLASS TUBE

玻璃管无破裂、缺损或污染等现象，且须透明易辨其内部的可熔体。

Tube shall be transparent as to be easily distinguished fusing element with naked eyes and the tube shall have no defects such as crack, injury and contamination.

3.3 铜帽/ CAP

铜帽应焊接牢固，以保证在未损坏熔断体时，铜帽不能被卸脱。样品在 15°C-35°C 水中浸 24 小时取出后，在每个端帽上，均匀地施加拉力至 10N，保持 1 分钟，铜帽不应脱落。

Cap should be firmly attached so that it is not possible to remove them without damaging the fuse itself. The samples are immersed in water for 24 hours at a temperature between 15°C and 35°C. After remove from the water, an axial pull steadily increasing to 10N is applied to each cap for 1 minute.

3.4 焊点/ SOLDERING JOINT

焊接铜帽端时，铜帽外表面不能有残留的助焊剂、焊锡、可熔体等异物。

Soldering joint in end cap shall not be melted during normal operation and shall not have solder chips on tube, element in view and outer surface of caps.

4 机械特性/ MECHANICAL PERFORMANCES

保险丝应能承受下列两项试验。/ Fuse shall be withstood following two testing.

4.1 拉力试验/ Tensile Strength

固定保险丝的一端铜帽，然后在另一端铜帽上，沿水平轴方向施加 10N 的拉力，两端铜帽不应松动且管体不应破碎。

When one end cap of the specimen is fixed and then the tensile force 10N is applied to the other end cap in a direction to separate the end caps, no looseness of end caps or damage of fuse-tube shall occur.

4.2 管体强度试验/ Strength of Fuse-tube

两端铜帽固定好后，在管体的中心位置施加 25N 的压力，管体不应破碎。

When middle parts of end caps at both ends of the specimen are supported and then the force 25N is applied to the middle part of the fuse-tube, no damage of the fuse-tube shall occur.

5 电气特性/ ELECTRICAL PERFORMANCE

5.1 测试条件/ TEST CONDITION

全部测试条件都应在环境温度 24°C ± 3°C 条件下进行，在此期间温度变化不允许达到 +5°C 和到极限范围

All electrical tests are conducted at an ambient temperature of 24 ± 3°C. The ambient temperature is not allowed to vary more than 5°C during the test, and must be within these limits.

5.2 技术参数/ TECHNICAL PARAMETERS

具体技术参数如下表

The specific technical parameters are shown in the table below..

额定电流 Rated Current (A)	额定电压 Rated Voltage (V)	最大电压降 Maximum Voltage Drop (mV)	最大维持功耗 Maximum Sustained Power Dissipations (W)	电阻 Resistance (Ω)	I ² T
100mA	250	2,500	1.6	7.5900	0.0223
125mA	250	2,000	1.6	5.4500	0.0417
160mA	250	1,900	1.6	3.0300	0.0767
200mA	250	1,500	1.6	2.2300	0.1628
250mA	250	1,300	1.6	1.3000	0.3808
315mA	250	1,100	1.6	0.9800	0.4833
400mA	250	1000	1.6	0.5370	0.7968
500mA	250	900	1.6	0.4010	1.360
630mA	250	300	1.6	0.2380	1.583
800mA	250	250	1.6	0.1610	3.004
1A	250	150	1.6	0.1200	5.309
1.25A	250	150	1.6	0.0512	3.879
1.6A	250	150	1.6	0.0388	6.890
2A	250	150	1.6	0.0283	12.33
2.5A	250	120	1.6	0.0222	20.63
3.15A	250	100	1.6	0.0161	36.91
4A	250	100	1.6	0.0121	70.56
5A	250	100	1.6	0.0092	108.7
6.3A	250	100	1.6	0.0065	187.8
8A	250	100	4	0.0050	314.9
10A	250	100	4	0.0039	583.4
12A	250	80	4	0.0030	958.9
12.5A	250	80	4	0.0029	1045
15A	250	80	4	0.0024	1668
16A	250	80	6	0.0023	2231
20A	250	80	6	0.0017	3010

5.3 预飞弧时间-电流特性/ PRE-ARCING TIME-CURRENT CHARACTERISTICS

当保险丝通以下表规定的电流时，其熔断时间必须符合下表的要求，且铜帽不能飞脱、管体不应破裂、损坏。

When the current in the following table is passing the fuse, its opening time must be in accordance with the

requirements in the following table, that is, the pre-arcing time. Moreover, neither damage of the fuse-tube nor shattering of the cap shall occur.

额定电流 Rated Current	2.1I _n	2.75I _n		4I _n		10I _n	
	Max.	Min.	Max.	Min.	Max.	Min.	Max.
>32mA-100mA	2min.	200ms	10sec.	40ms	3sec.	10ms	300ms
>100mA-10A	2min.	600ms	10sec.	150ms	3sec.	20ms	300ms
>10A	5min	600ms	15sec	150ms	5sec	20ms	400ms

5.4 分断能力/ BREAKING CAPACITY

额定分断能力为 35A 或 10I_n(A.C.)，取其中较大者。

Rated breaking capacity is 35A or 10I_n whichever is greater, tested with A.C..

5.5 耐久性试验/ ENDURANCE TEST

耐久性试验过程下。/ The process of endurance test is as follows.

A 对熔断体通过 1.2 倍的额定电流 1 小时，然后切断电流 15 分钟，重复此循环 100 次。/ A current 1.2I_n is passed through the fuse-link for a period of 1hour. The current is then switched off for a period of 15 minutes. The cycle is repeated 100 times.

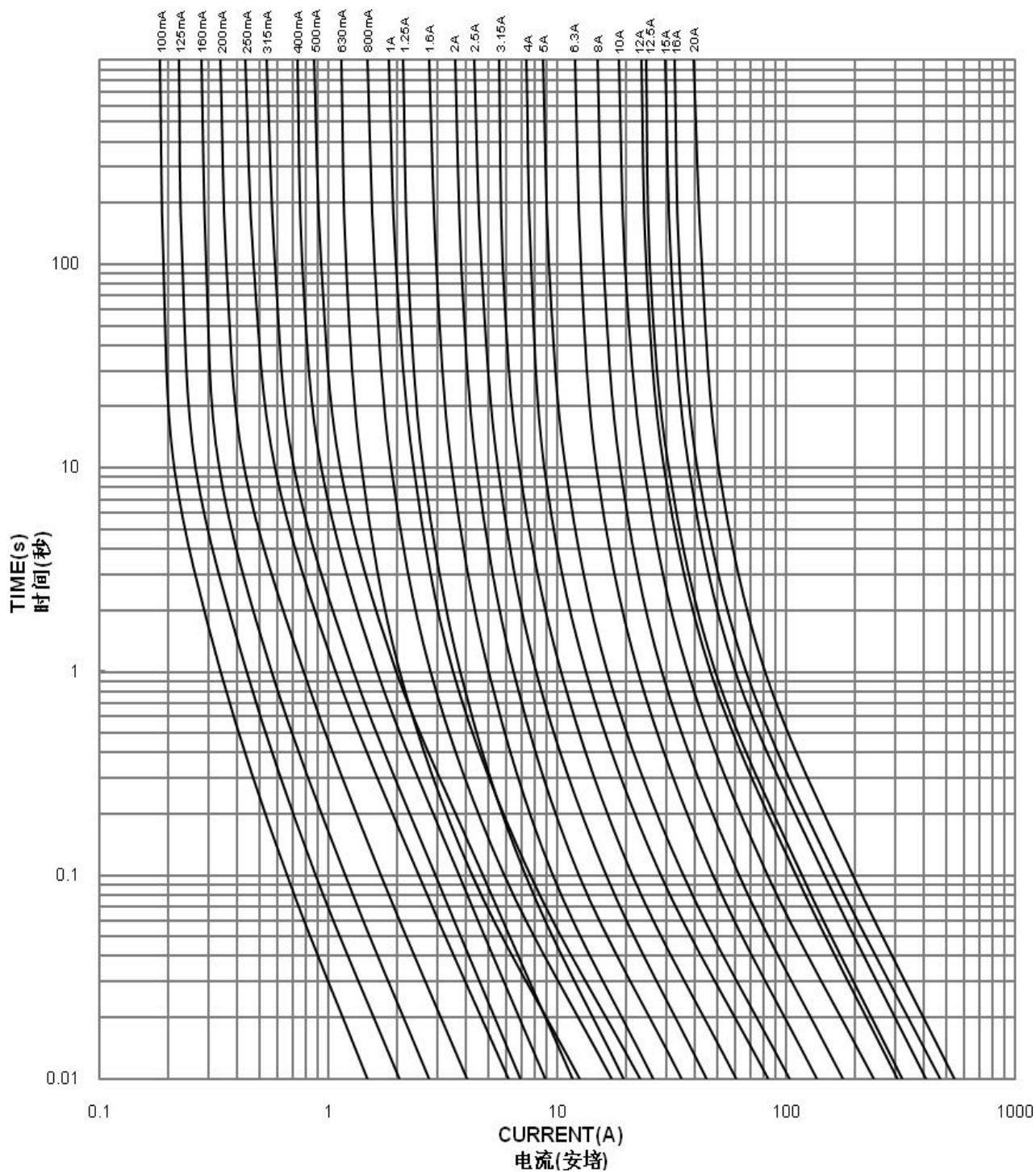
B 然后对熔断体通以 1.5 倍额定电流 1 小时(I_n≤6.3A)或 0.5 小时(I_n>6.3A)。/ A current 1.5I_n is then passed through the fuse-link for 1hour(I_n≤6.3A) or 0.5hour(I_n>6.3A).

C 测量熔断体两端的电压降。试验后，熔断体两端的电压降的增大量不大于试验前测得值的 10%。/ Finally, the voltage drop across the fuse-link is measured. The voltage drop across the fuse-link after the test shall not have increased by more than 10% of the Value measured before the test.

D 试验后,标记仍应清晰可辨,而且诸如端帽上的焊点不应出现任何明显的劣变。/ After the test, the marking shall still be legible and soldered joints on end caps, for example, shall not show and appreciable deterioration.

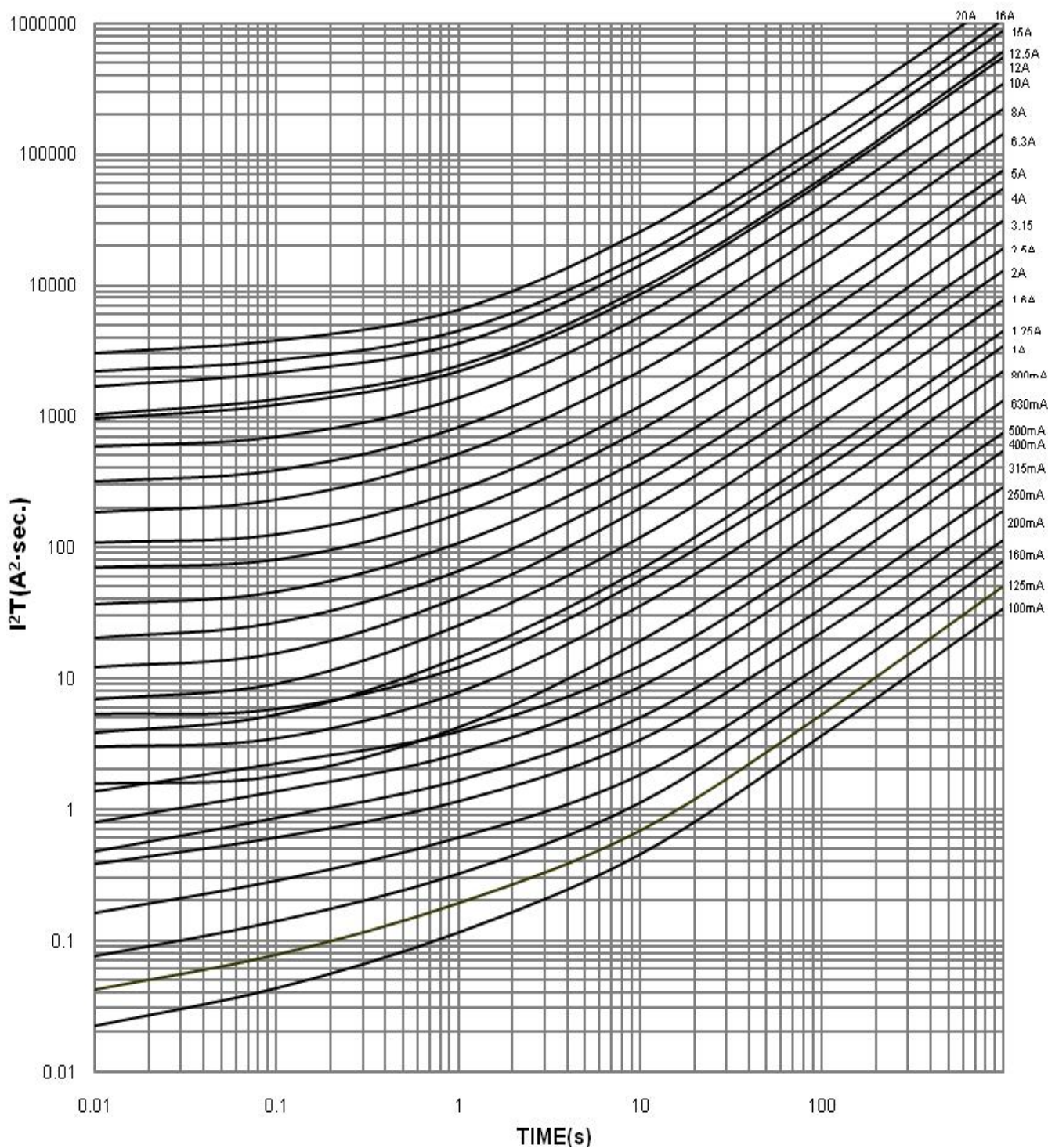
5.6 平均 I-T 特性曲线图(仅供参考)/ THE AVERAGE I-T CHARACTERISTICS CURVE(FOR REFERENCE ONLY)

50T RoHS 平均 I-T 曲线图(仅供参考)
50T RoHS AVERAGE I-T CHARACTERISTICS CURVE(FOR REFERENCE ONLY)



5.7 平均 I²T-T 特性曲线图(仅供参考)/ THE AVERAGE I²T-T CHARACTERISTICS CURVE(FOR REFERENCE ONLY)

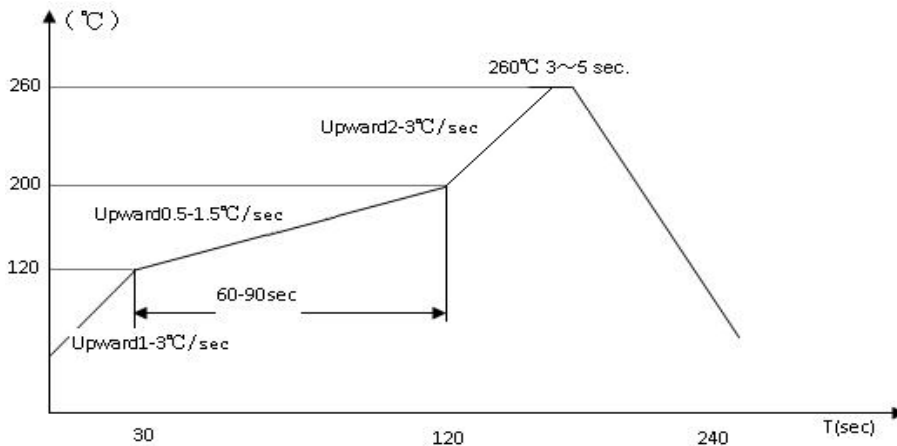
50T RoHS Average I²T-T Characteristics Curve(For Reference Only)



5.8 焊接参数/ Soldering Parameters

- 1) 波峰焊---260℃，最大 10 秒。 / Wave soldering---260℃, 10 seconds Maximum.
- 2) 手工焊接/ Manual soldering: 350℃, 3sec. Max..
- 3) 耐热焊接/ Resistance to soldering heat: 260℃, 10sec. Max

建议波峰焊接图形/ Suggest wave soldering graphics

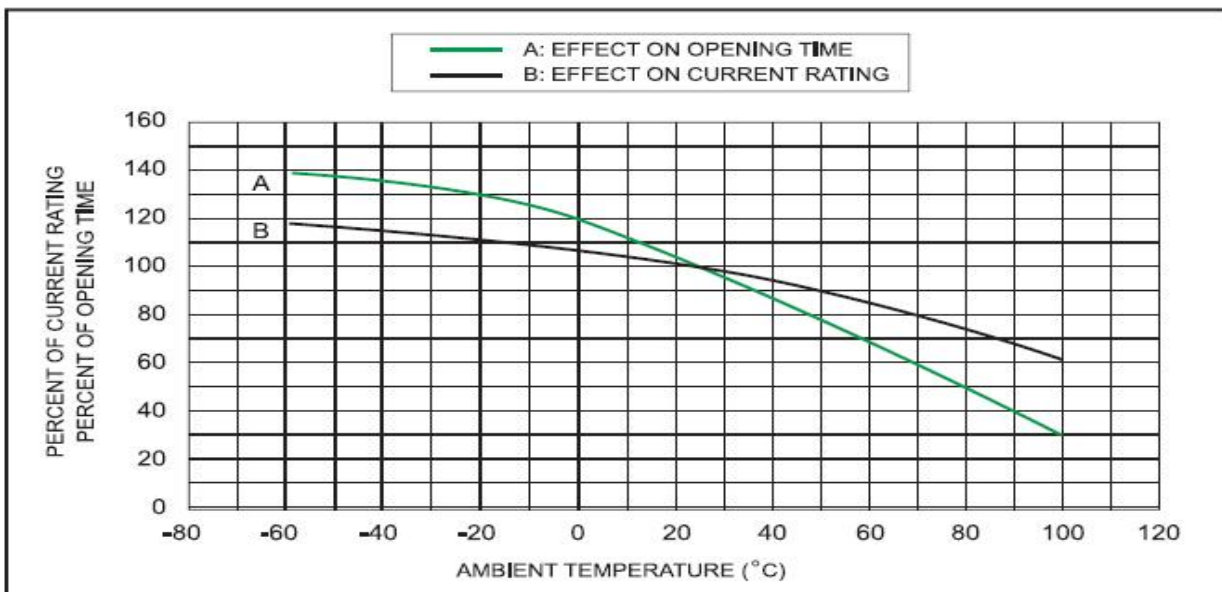


5.9 电阻测试/ COLD RESISTANCE TEST

环境温度为 25±2℃，测试电流不大于保险丝额定电流的 10%。

Input 10% of fuse rated current to fuse for cold resistance test at surrounding temperature of 25±2℃.

5.10 温度降额曲线/ Temperature rating curve



(I) Effect on rating and opening time in 5In of traditional slow-blow and medium slow-blow fuse



6 产品标志/ MARKING

6.1 保险丝上的标志应易于看清。

The relevant markings shall be marked on the caps of the fuse and shall be easily visible.

6.2 每个保险丝应标有下列标记。

The markings for every fuse shall be prescribed as below according to the types.

- 1) 安全认证标志/ Safety approval logo: 
- 2) 型号名称/Type: 50T(只有 CCC 认证时不需打 50T 标记/ 50T is not marked on the cap for the fuse which only have CCC approval.)
- 3) 商标/ Trademark: 
- 4) 特性符号/ Characteristic Symbol: T(8A 和 10A 仅含 CQC 标识时不必标注“T” 8A and 10A need not be marked “T” for CQC alone; 12.5A 和 16A 仅含 CQC 和 SEMKO 标识时不必标注“T” 12.5A and 16A need not be marked “T” for CQC and Semko alone)
- 5) 额定电流/ Rated Current
- 6) 分断能力符号/ Breaking Capacity Symbol: L(8A 和 10A 仅含 CQC 标识时不必标注“L” 8A and 10A need not be marked“L”for CQC alone; 12.5A 和 16A 仅含 CQC 和 SEMKO 标识时不必标注“L” 12.5A and 16A need not be marked “L” for CQC and Semko alone)
- 7) 额定电压/ Rated Voltage
- 8) 注: 1)、2) 和 3)应标注在保险丝管一端铜帽的侧面。
- 9) Note: 1), 2) and 3) should be marked on the one side cap of the fuse.
- 10) 4)、5)、6) 和 7)应标注在保险丝管另一端铜帽的侧面。
- 11) 4), 5), 6) and 7) should be marked on the other side cap of the fuse.

7 包装要求/ PACKING DETAILS

7.1 包装方式 A(尾线<40mm) / PACKING MODE A(Pig Tail<40mm)

7.1.1 外箱包装方式/ EXTERNAL CARTON PACKING

7.1.1.1 参考尺寸: 长×宽×高=470×400×230mm。

Reference Dimension: length×width×height=470×400×230mm.

7.1.1.2 包装细节: 100 个/袋; 4 袋/盒; 25 盒/箱。

Packing Details: 100EA/ bag; 4 bags/ box; 25 boxes/ Carton.

7.2 包装方式 B(尾线≥40mm) / PACKING MODE B(Pig Tail≥40mm)

7.2.1 外箱包装方式/ EXTERNAL CARTON PACKING

7.2.1.1 参考尺寸：长×宽×高=470×400×230mm。

Reference Dimension: length×width×height=470×400×230mm.

7.2.1.2 包装细节：100 个/袋；2 袋/盒；25 盒/箱。

Packing Details: 100EA/ bag; 2 bags/ box; 25 boxes/ Carton.

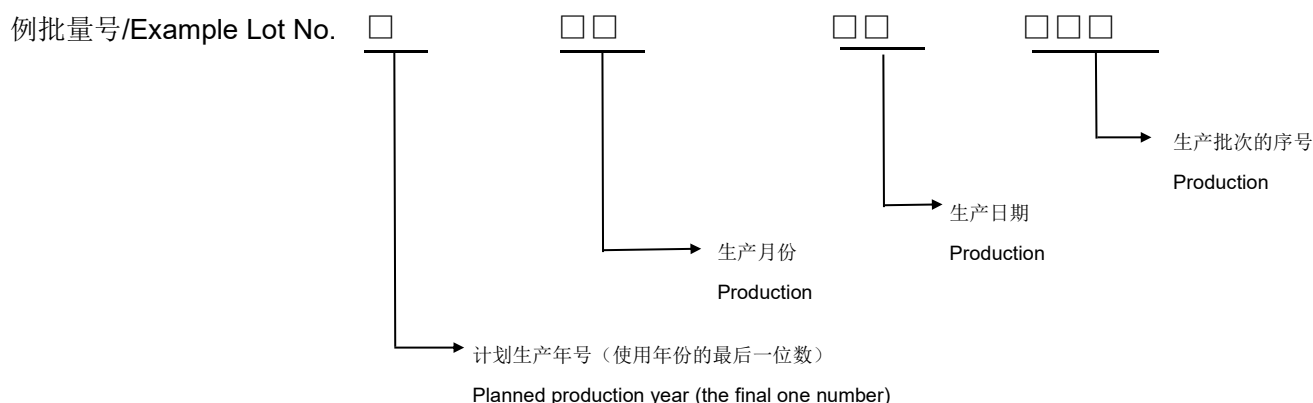
产品的包装应能达到防潮、抗振的作用，以防在运输或贮存过程中产品受潮或损坏。

Packing shall be so carried out that the products will not absorb moisture or be damaged during transportation or storage.

7.3 标签/ LABEL

标签应包括型号、额定电流、额定电压、分断电流、商标、安全标志、批量号码、公司名称、RoHS 标志、绿色“G”和“QA”标志。

The label in the smallest package in which the fuses are put shall contain the Type, Rated current, Rated voltage, Interrupting current, Trademark, Safety approval logo, Lot. No., Company name, “RoHS” mark, green “G” and “QA” mark.



8 环境参数/ ENVIRONMENT PARAMETERS

8.1 工作温度/ Operating Temperature: -55℃~125℃.

8.2 储存温度/ Storage Temperature: -55℃~85℃.

9 信赖性试验/RELIABILITY TEST

项目/ Item	试验要求/Test Requirement	试验条件/ Test Condition
高温试验 High Temperature Test	<p>试验后保险丝管的电阻符合范围；电气特性符合：210%≤30 分、150%≥1 小时(I_n≤6.3A)或 0.5 小时(I_n>6.3A)。</p> <p>After high temperature test, the resistance value of the fuses shall be in range. Electrical Characteristics:210%≤30minutes, 150%≥1hour(I_n≤6.3A) or 0.5hour(I_n>6.3A).</p>	<p>测试温度：105±2℃，测试时间：1000 小时。</p> <p>Test Temperature: 105 ± 2 °C , Test Time: 1000hours.</p>

<p>低温试验 Low Temperature Test</p>	<p>试验后保险丝管的电阻符合范围；电气特性符合：210%≤30分、150%≥1小时(I_n≤6.3A)或0.5小时(I_n>6.3A)。 After low temperature test, the resistance value of the fuses shall be in range. Electrical Characteristics::210%≤30minutes, 150%≥1hour(I_n≤6.3A) or 0.5hour(I_n>6.3A).</p>	<p>测试温度：-20±2℃，测试时间：1000小时。 Test Temperature: -20 ± 2 °C , Test Time: 1000hours.</p>
<p>高湿试验 High Humidity Test</p>	<p>试验后保险丝管的电阻符合范围；电气特性符合：210%≤30分、150%≥1小时(I_n≤6.3A)或0.5小时(I_n>6.3A)。 After high humidity test, the resistance value of the fuses shall be in range. Electrical Characteristics:210% ≤ 30minutes, 150% ≥ 1hour(I_n≤6.3A) or 0.5hour(I_n>6.3A).</p>	<p>测试温度：40±2℃，测试湿度：90%~95%，测试时间：96小时。 Test Temperature: 40 ± 2 °C , Test Humidity: 90%~95%, Test Time: 96hours.</p>
<p>热冲击试验 Thermal Shock Test</p>	<p>试验后保险丝管的电阻符合范围；电气特性符合：210%≤30分、150%≥1小时(I_n≤6.3A)或0.5小时(I_n>6.3A)。 After thermal shock test, the resistance value of the fuses shall be in range. Electrical Characteristics: 210% ≤ 30minutes, 150% ≥ 1hour(I_n≤6.3A) or 0.5hour(I_n>6.3A).</p>	<p>每个循环：-40℃放置30分钟后85℃放置30分钟，测试10循环。 -40 °C / 30minutes → 85 °C / 30minutes, 10 cycles.</p>
<p>落下、冲击试验 Falling Shock Test</p>	<p>铜帽应固定牢固,以保证在未损坏熔断体时,铜帽不能被卸下。铜帽表面镀层应牢固不易脱落,每个端帽应能经受专用的设备外加的轴向拉力10N,保持1分钟。陶瓷管必须无缺陷破裂和缺损。试验后保险丝管的电阻符合范围；电气特性符合：210%≤30分、150%≥1小时(I_n≤6.3A)或0.5小时(I_n>6.3A)。 Cap should be firmly attached so that it is not possible to remove them without damaging the fuse itself. The means of attachment shall be sufficient to withstand an axial pull of 10N applied to each cap for 1 minute. The cap shall be nickel plated firmly. The ceramic tube shall have no defects such as crack and injury. After falling shock test, the resistance value of the fuses shall be in range. Electrical Characteristics: 210% ≤ 30minutes, 150% ≥ 1hour(I_n ≤ 6.3A) or 0.5hour(I_n>6.3A).</p>	<p>一箱10,000个保险丝管从一米高自由落下,跌落20次。 10,000EA fuses/ one external carton, Falling height: 1 meter, Falling times: 20.</p>
<p>可焊性试验 Solderability Test</p>	<p>试验后尾线表面的焊锡覆盖率>95%。 After solderability test, solder coverage of fuse's pig tail will be no more than 95%.</p>	<p>预涂助焊剂5±1秒后,浸入245±5℃的无铅焊锡5±0.5秒。 Immerse to flux 5±1sec. then dip in solder bath 245 ±5°C, 5±0.5sec..</p>

X-ON Electronics

Largest Supplier of Electrical and Electronic Components

Click to view similar products for [Surface Mount Fuses](#) category:

Click to view products by [HOLLY](#) manufacturer:

Other Similar products are found below :

[FHC20402ADTP](#) [NFVC6125S0R50TRF](#) [TF16SN2.00TTD](#) [FCC16501ABTP](#) [FCC16102ABTP](#) [FHC16322ADTP](#) [0308001.UR](#)
[FCC16202ABTP](#) [F0603G0R03FNTR](#) [7010.9962.63](#) [SEF 12A 65V \(G\)](#) [MST 250mA 250V](#) [TB60](#) [06 100.4](#) [TBF50](#) [TBF40](#)
[2010T315mA250V](#) [06 110.7](#) [12 100.1.5](#) [06 110.5](#) [1206FA-R250](#) [R06.100.6](#) [R12.100.15](#) [R06.000.0.375](#) [R06.000.6](#) [R06.100.0.25](#) [R12.000.8](#)
[R06.000.0.5](#) [R06.000.0.75](#) [R06.000.8](#) [R06.100.0.75](#) [R06.100.8](#) [R06.100.0.375](#) [R06.100.0.5](#) [R06.000.7](#) [R06.100.7](#) [S0603-S-2.0A](#) [F06F3.5](#)
[F12F20](#) [TA3VT2](#) [F12F1](#) [F06F7](#) [F06T3.5](#) [F06F0.375](#) [F06T8](#) [F12F30](#) [4T2A250V](#) [R12.100.7](#) [R12.100.30](#) [R06.000.0.25](#)