

AML51 Series

Buttons/Lens for Switches and Indicators



DESCRIPTION

Honeywell's AML51 Series buttons/lens for switches and indicators have an attractive appearance and are easy to install. They are designed to achieve the best balance of human factors and aesthetic appearance. With the operator height and the

compatibility of square and rectangular shapes, there's no visual clutter to distract from man/machine communication. Colors are bright and uniform, providing a strong definition and good visibility.

FEATURES

- Constructed from polycarbonate for ruggedness and durability
- Square and rectangle shaped buttons and lenses offered
- Display types with and without legend include transmitted color, dead front, and projected color
- Variety of colors (both lit and unlit), including red, yellow, green, blue, white, black, gray and amber

POTENTIAL APPLICATIONS

Manual operations, including control boards and panels in

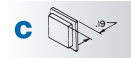



- Industrial and test equipment
- Computer mainframes and peripherals
- Process control
- Medical instrumentation

AML51 Series

PRODUCT NOMENCLATURE – Pushbutton

For Incandescent or non-lighted display switches and pushbutton style indicators.

For example, a **AML51-C10R** part number defines a full-color, red, square AML51 Series Pushbutton, with transmitted color and no legend.

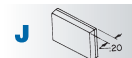
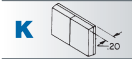

AML51	C	10	R	-
Product Series	Pushbutton Style ¹	Display Legend/Type	Full Color or 1st Color Split	2nd Color Split
AML51	Switches and Indicators	Transmitted Color	Dead Front <i>Smoky gray cap and color insert</i>	
C		10 No legend	30 No legend	R Red
A		20 With legend on cap	40 With legend on insert	Y Yellow
B*		Transmitted Color <i>Clear cap and color insert</i>	Projected Color**** <i>White cap and color insert</i>	G Green
R*		11 No legend	50 No legend	B Blue
	F	21 With legend on insert	60 With legend on cap	W**** White
	H			K*** Black
	N*			L*** Gray
	E*			A** Amber
	M*			
	D			None
				R Red
				Y Yellow
				G Green
				B Blue
				W**** White
				K*** Black
				L*** Gray
				A** Amber

¹ For Incandescent or non-lighted display switches and pushbutton style indicators.
² For use with AML41D indicators only.
 *Available with transmitted color (10 or 20) only.
 **Available with transmitted color and dead front only.
 ***Black and gray not recommended for lighted display.
 ****Insert is clear for projected color when "W" is used.

PRODUCT NOMENCLATURE – Lens

For incandescent display AML41J, K, and L lens style indicators only.

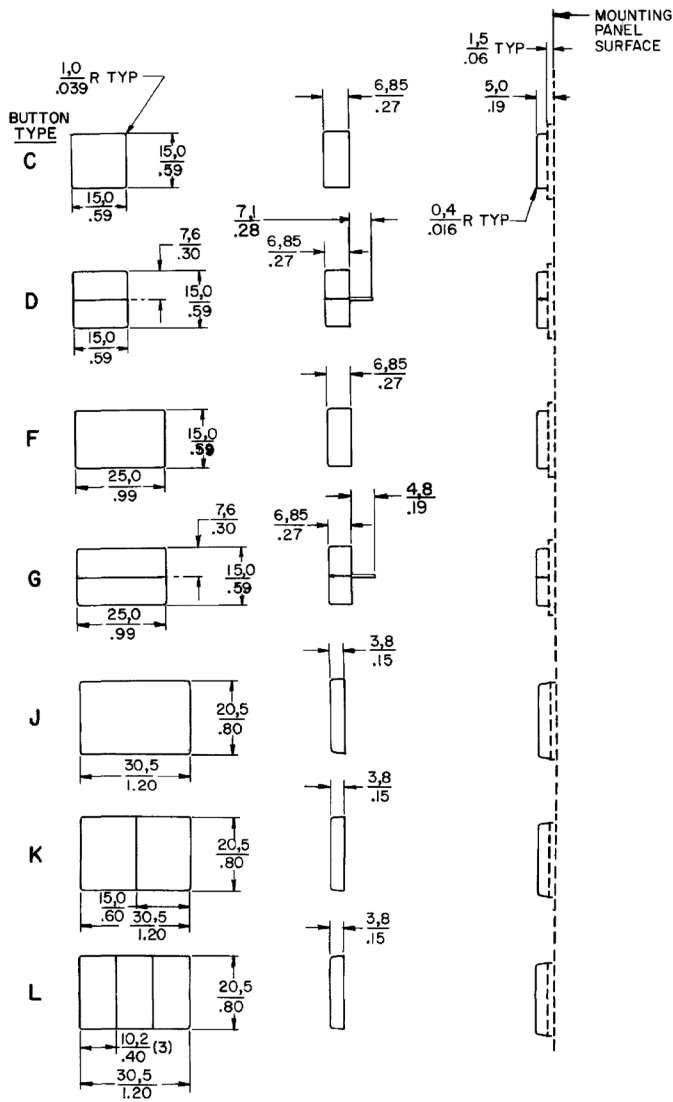
For example, a **AML51-J10R** part number defines a full-color, red, rectangular AML51 Series Lens, with transmitted color and no legend.

AML51	J	10	R	-	-
Product Series	Lens Style ¹	Display Legend/Type	Full Color or 1st Color Split	2nd Color Split	3rd Color Split
AML51		Transmitted Color	Dead Front <i>Smoky gray cap and color insert</i>		
J		10 No legend	30 No legend	R Red	None
K		20 With legend	40 With legend	Y Yellow	R Red
L		Transmitted Color <i>Clear cap and color insert</i>	Projected Color* <i>White cap and color insert</i>	G Green	Y Yellow
		11 No legend	50 No legend	B Blue	G Green
		21 With legend	60 With legend	W* White	B Blue
				A** Amber	W* White
				A** Amber	A** Amber

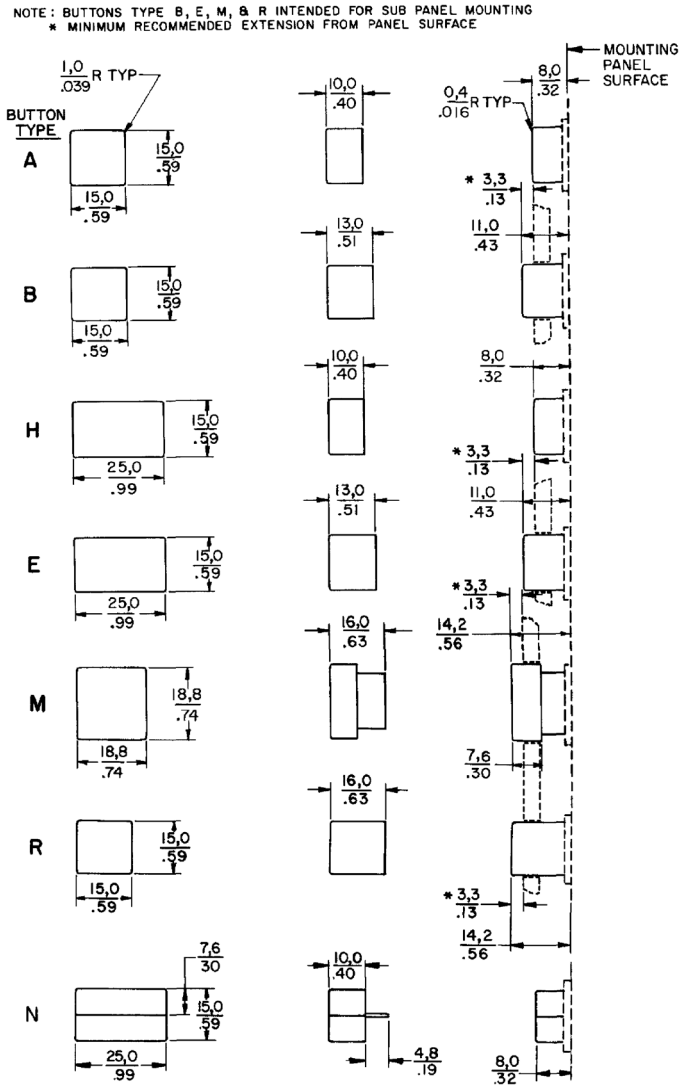
¹ For incandescent display AML41J, K, and L lens style indicators only.
 *Insert is clear for projected color when "W" is used.
 **Available with transmitted color and dead front only.

Buttons/Lens for Switches and Indicators

DIMENSIONS – Standard



DIMENSIONS – Extended



This Honeywell datasheet supports the following MICRO SWITCH™ AML51 Series Listings

- AML51-C10B
- AML51-C10G
- AML51-C10K
- AML51-C10R
- AML51-C10W
- AML51-C10Y
- AML51-C11W
- AML51-F10G
- AML51-F10R
- AML51-F10W
- AML51-R10W
- AML51-R20R

AML51 Series

Warranty. Honeywell warrants goods of its manufacture as being free of defective materials and faulty workmanship. Honeywell's standard product warranty applies unless agreed to otherwise by Honeywell in writing; please refer to your order acknowledgement or consult your local sales office for specific warranty details. If warranted goods are returned to Honeywell during the period of coverage, Honeywell will repair or replace, at its option, without charge those items it finds defective. **The foregoing is buyer's sole remedy and is in lieu of all warranties, expressed or implied, including those of merchantability and fitness for a particular purpose. In no event shall Honeywell be liable for consequential, special, or indirect damages.**

While we provide application assistance personally, through our literature and the Honeywell web site, it is up to the customer to determine the suitability of the product in the application.

Specifications may change without notice. The information we supply is believed to be accurate and reliable as of this printing. However, we assume no responsibility for its use.

Find out more

Honeywell serves its customers through a worldwide network of sales offices, representatives and distributors. For application assistance, current specifications, pricing or name of the nearest Authorized Distributor, contact your local sales office. To learn more about Honeywell's sensing and control products, call **+1-815-235-6847/1-800-537-6945**, visit **sensing.honeywell.com**, or e-mail inquiries to **info.sc@honeywell.com**

Sensing and Control
Honeywell
1985 Douglas Drive North
Golden Valley, MN 55422 USA
sensing.honeywell.com

Buttons/Lens for Switches and Indicators

WARNING

MISUSE OF DOCUMENTATION

- The information presented in this datasheet is for reference only. **DO NOT USE** this document as product installation information.
- Complete installation, operation and maintenance information is provided in the instructions supplied with each product.

Failure to comply with these instructions could result in death or serious injury.

WARNING

PERSONAL INJURY

DO NOT USE these products as safety or emergency stop devices or in any other application where failure of the product could result in personal injury.

Failure to comply with these instructions could result in death or serious injury.

Honeywell

X-ON Electronics

Largest Supplier of Electrical and Electronic Components

Click to view similar products for [Industrial Panel Mount Indicators / Switch Indicators](#) category:

Click to view products by [Honeywell](#) manufacturer:

Other Similar products are found below :

[LW1A-P1-W](#) [LW1B-A0L](#) [01-152.025](#) [D38999/20FJ29PB L/C](#) [704-6020](#) [704-6026](#) [73.362.4028.0](#) [EUS-704.000.7](#) [750-1520](#) [9001OA120](#)
[99-450.837](#) [99-455.837](#) [99-486.837](#) [99-901.9](#) [99-902.9](#) [99-908.0](#) [99-909.4](#) [99-909.5](#) [A0244J1](#) [A3DT-500Y](#) [AL6M-P7P-A](#) [AOLQW-2B0600](#)
[AP1M255-A](#) [APD106LN-A](#) [APD106LN-G](#) [APN1126-G](#) [APS122DN-W](#) [ATN2100](#) [AYLW4L-A](#) [18-237.035](#) [C0180AANA](#) [HW1A-L1-](#)
[GD](#) [HW1A-P2-GL](#) [HW1F-3G](#) [HW1R-2DF20-R](#) [HW1X-BM411-R](#) [HW2A-L1-GL](#) [HW2A-P1-GD](#) [HW4S-31L](#) [HWAZ1N-OB](#) [PA2200/1](#)
[PA2SHIELD](#) [21-931.2](#) [96-923.5](#) [1625006](#) [99-451.837](#) [99-480.837](#) [99-481.837](#) [99-908.9](#) [99-909.2](#)