

# Solid State Sensors

## Closed Loop Current Sensors

CSN Series

### CSNF, CSNR, CSNP, CSNT SERIES ORDER GUIDE

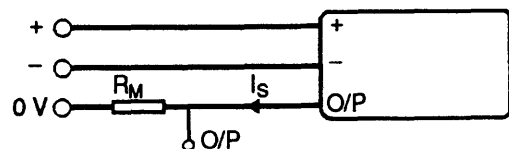
Catalog Listings	Peak Current Range Amps	Supply Voltage VDC $\pm$ 5%	Coil Characteristics		Meas. Currents Nom.	Meas. Resist (@ $I_{nom}$ )
			Turns	Resistance		
<b>CSNP661</b>	$\pm$ 90	$\pm$ 12 to 15	1000	30 $\Omega$ @ 70°C	50 mA for 50 A	50 to 100 $\Omega$
<b>CSNT651</b>	$\pm$ 150	$\pm$ 12 to 15	2000	100 $\Omega$ @ 70°C	25 mA for 50 A	40 to 75 $\Omega$
<b>CSNF161</b>	$\pm$ 150	$\pm$ 12 to 15	1000	30 $\Omega$ @ 70°C	100 mA for 100 A	10 to 40 $\Omega$
<b>CSNF151</b>	$\pm$ 180	$\pm$ 12 to 15	2000	100 $\Omega$ @ 70°C	50 mA for 100 A	10 to 75 $\Omega$
<b>CSNR161</b>	$\pm$ 200	$\pm$ 12 to 15	1000	30 $\Omega$ @ 70°C	125 mA for 125 A	30 to 40 $\Omega$
<b>CSNR151</b>	$\pm$ 200	$\pm$ 12 to 15	2000	100 $\Omega$ @ 70°C	62.5 mA for 125 A	10 to 40 $\Omega$

NOTE: Busbar options available.

### SPECIFICATIONS

Catalog Listings	CSNP661	CSNT651	CSNF161	CSNF151	CSNR161	CSNR151
Offset Current @ 25°C, mA max.	$\pm$ 0.20	$\pm$ 0.10	$\pm$ 0.20	$\pm$ 0.10	$\pm$ 0.20	$\pm$ 0.10
Temperature Drift, 0 to 70°C, mA	$\pm$ 0.30 typ. $\pm$ 0.50 max.	$\pm$ 0.15 typ. $\pm$ 0.25 max.	$\pm$ 0.30 typ. $\pm$ 0.50 max.	$\pm$ 0.15 typ. $\pm$ 0.25 max.	$\pm$ 0.30 typ. $\pm$ 0.60 max.	$\pm$ 0.15 typ. $\pm$ 0.30 max.
Linearity	$\pm$ 0.1%	$\pm$ 0.1%	$\pm$ 0.1%	$\pm$ 0.1%	$\pm$ 0.1%	$\pm$ 0.1%
Supply Voltage	$\pm$ 12 to 15V	$\pm$ 12 to 15V	$\pm$ 12 to 15V	$\pm$ 12 to 15V	$\pm$ 12 to 15V	$\pm$ 12 to 15V
Galvanic Isolation @ 50 Hz/1 min.	3 kV rms	3 kV rms	3 kV rms	3 kV rms	3 kV rms	3 kV rms
Accuracy	$\pm$ 0.5% of $I_n$ (nominal Current) at 25°C					
Response Time	<500 ns					
Bandwidth	DC to 150 kHz					
Operating Temperature	-40 to 85°C (-40 to 185°F)		-40 to 85°C (-40 to 185°F)			
Storage Temperature	-40 to 90°C (-40 to 194°F)		-40 to 90°C (-40 to 194°F)			
Primary Circuit Connection	Thru-hole					
Secondary Circuit Connection	3 pins					
Current Drain	10 mA (no load current) + output current		14 mA (no load current) + output current			
"In-Out" Sense Signal	To obtain positive measuring current on O/P terminal, current must flow in direction of arrow					
Mounting	3 pins					
Pin Style	A	A	B	B	B	B

### WIRING DIAGRAM



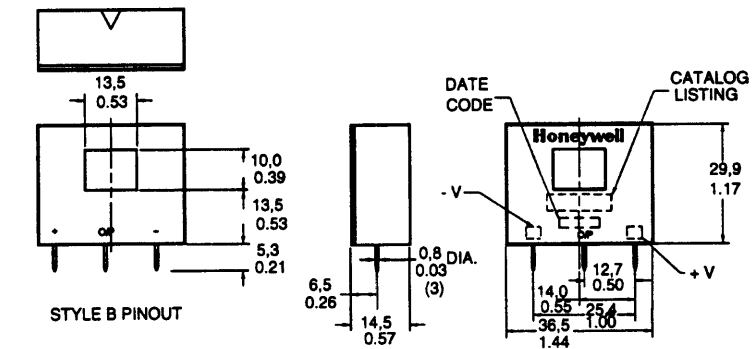
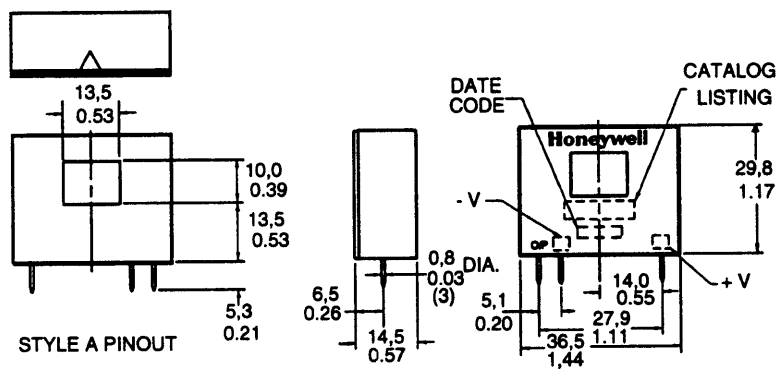
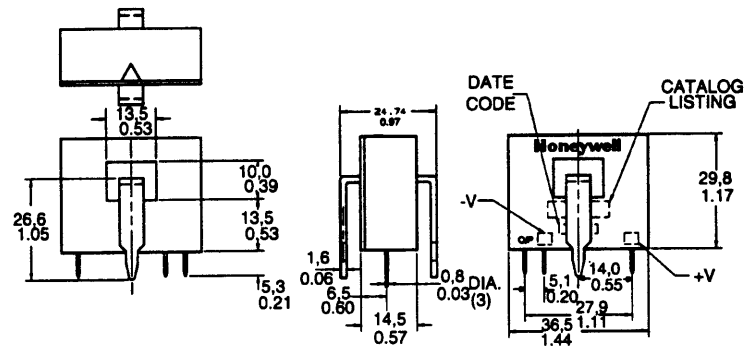
Current

# Solid State Sensors

## Closed Loop Current Sensors

CSN Series

MOUNTING DIMENSIONS (for reference only)



## X-ON Electronics

Largest Supplier of Electrical and Electronic Components

*Click to view similar products for [Board Mount Current Sensors](#) category:*

*Click to view products by [Honeywell](#) manufacturer:*

Other Similar products are found below :

[CSDD1FR](#) [CSLA2ELI](#) [CSNP661-007](#) [SCL15 10006](#) [ACS723LLCTR-05AB-T](#) [L18P003S05](#) [T60404-B4658-X030](#) [LA02P021S03](#)  
[LA01M041S05](#) [LA03P054S05](#) [CSNE151-003](#) [L08P150D15IPV](#) [L18P050D15-OP](#) [SIC830AED-T1-GE3](#) [CT-05](#) [CT-07-100](#) [CT-07-50](#) [MR-1](#)  
[MR-1-P5](#) [T60404-N4646-X662](#) [T60404-N4646-X664](#) [DRV421RTJT](#) [CSNR161005](#) [T60404-N4646-X651](#) [MR-3](#) [MR-2](#) [MR-4](#) [CT-06-100](#)  
[CT-06-50](#) [T60404-N4646-X410](#) [T60404-N4646-X663](#) [CT-06-75](#) [CSDA1BA](#) [CSDA1BA-S](#) [CSDA1DA](#) [CSDC1DA](#) [CSDD1EC](#) [CSLA1DE](#)  
[CSLA1DG](#) [CSLA1DK](#) [CSLA1EL](#) [CSLA1GE](#) [CSLA1GF](#) [CSLA2CDI](#) [CSLA2DE](#) [CSLA2DG](#) [CSLA2DH](#) [CSLA2DJ](#) [CSLA2DJI](#) [CSLA2EL](#)