

## GLL Series Limit Switches



### DESCRIPTION


Honeywell's new GLL Series limit switch is the newest addition to the OEM set of miniature limit switches. It combines and enhances the existing GLS, SZL-VL, and EVN switches into one common family, competitively priced for OEM applications.

The double insulated compact housing conforms to EN500047 and makes GLL switches often ideal for mounting where space is at a premium. These products feature direct opening normally closed circuits.

The GLL Series is available in a variety of actuator styles required for OEM applications. Designed to the IEC electrical standard, GLL is suitable for world-wide use and also meets globally accepted mounting standards.

The GLL Series provides a cost-effective solution for OEM high volume applications and enables manufacturers to be competitive in today's demanding business environment.

### FEATURES


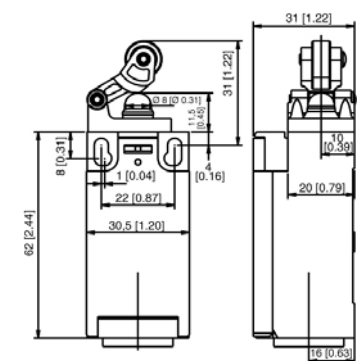
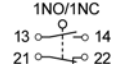
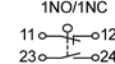
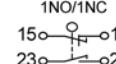
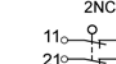
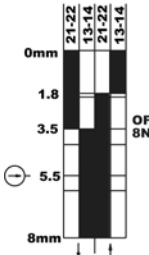
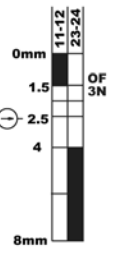
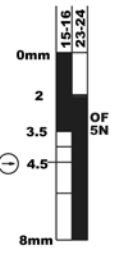
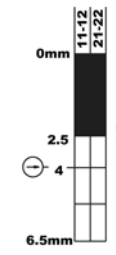

















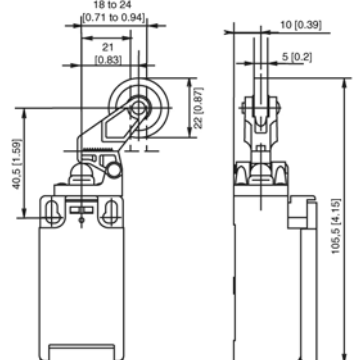
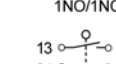
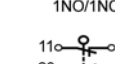
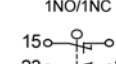
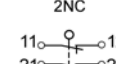

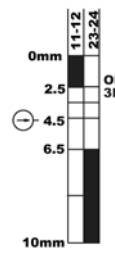

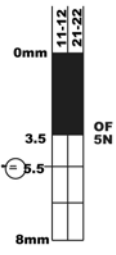

















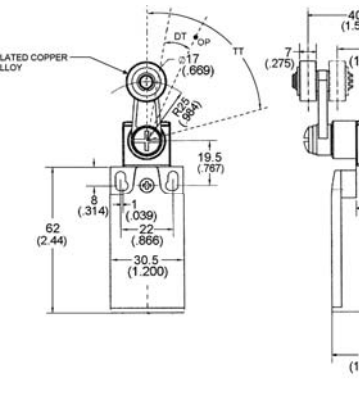
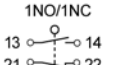
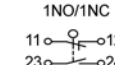
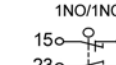
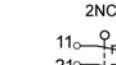
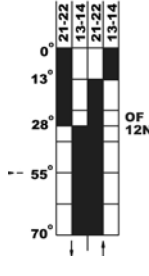
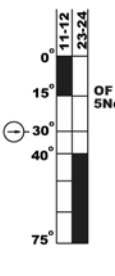
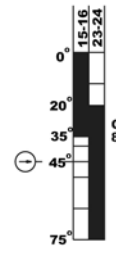
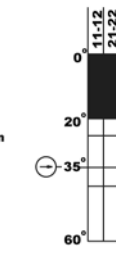

















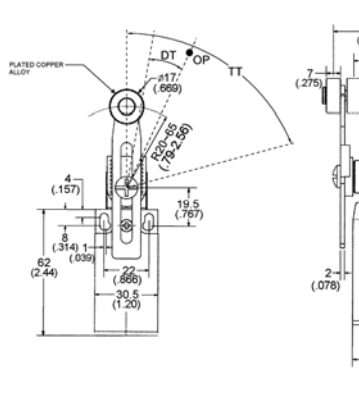
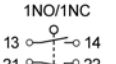
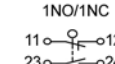
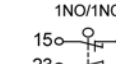
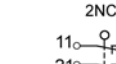
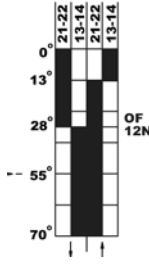
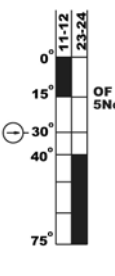
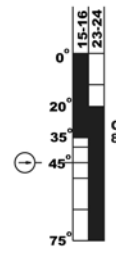
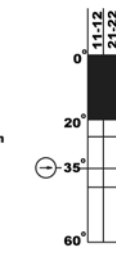
















- Double break, direct-opening snap action contacts conform to IEC 60947-5-1-3 
- EN50047 mounting
- 20 mm and 1/2 in NPT conduit options
- Galvanically isolated contacts
- Double insulated plastic housing
- Snap action and slow action circuitry
- Contact block integral to switch housing
- Hinge cover for easy wiring access
- 50 mm rubber rollers ideal for elevator applications
- Sealing IP65, NEMA 1, 12, 13
- c-UL-US, CE, CCC
- rOhs compliant

### POTENTIAL APPLICATIONS


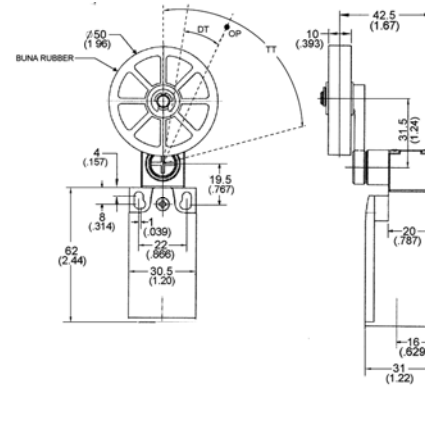

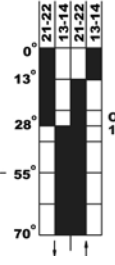

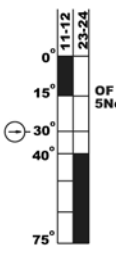

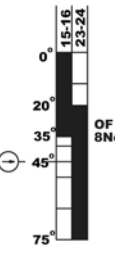
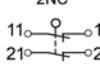
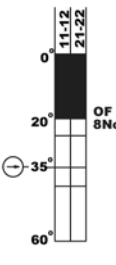

















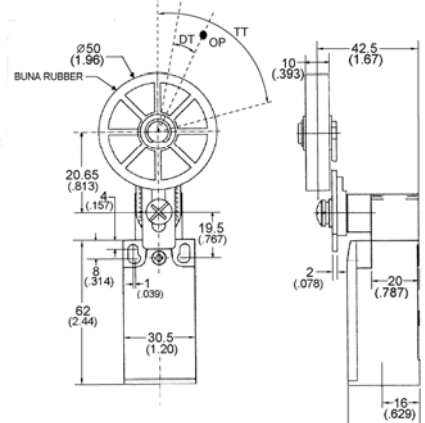

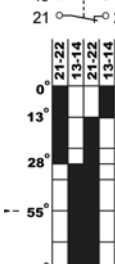

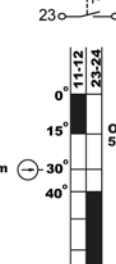

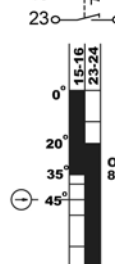
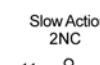
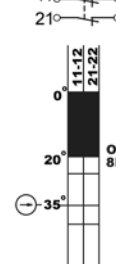

















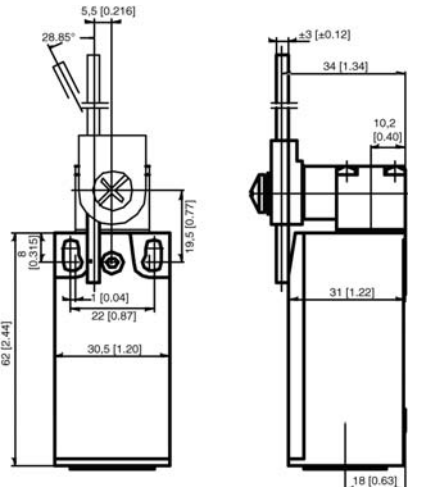





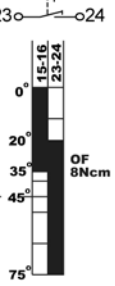

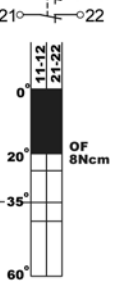
















- Elevators
- Escalators
- Aerial/platform lifts
- Industrial doors
- Packaging equipment



# Limit Switches

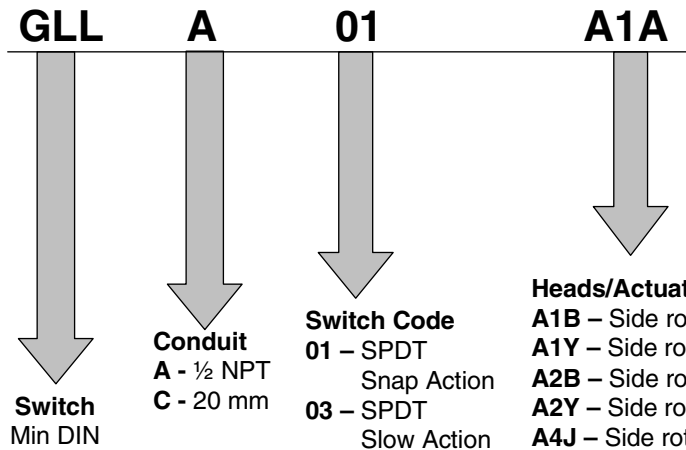
<p><b>GLLA**D, GLLC**D</b></p> 		<table border="0"> <tr> <td style="text-align: center;"> <p>Snap Action 1NO/1NC</p>  </td> <td style="text-align: center;"> <p>Slow Action (Break Before Make)(Make Before Break) 1NO/1NC</p>  </td> <td style="text-align: center;"> <p>Slow Action (Break Before Make)(Make Before Break) 1NO/1NC</p>  </td> <td style="text-align: center;"> <p>Slow Action 2NC</p>  </td> </tr> <tr> <td style="text-align: center;">  </td> <td style="text-align: center;">  </td> <td style="text-align: center;">  </td> <td style="text-align: center;">  </td> </tr> </table>	<p>Snap Action 1NO/1NC</p> 	<p>Slow Action (Break Before Make)(Make Before Break) 1NO/1NC</p> 	<p>Slow Action (Break Before Make)(Make Before Break) 1NO/1NC</p> 	<p>Slow Action 2NC</p> 				
<p>Snap Action 1NO/1NC</p> 	<p>Slow Action (Break Before Make)(Make Before Break) 1NO/1NC</p> 	<p>Slow Action (Break Before Make)(Make Before Break) 1NO/1NC</p> 	<p>Slow Action 2NC</p> 							
										
<p><b>GLLA**F, GLLC**F</b></p> 		<table border="0"> <tr> <td style="text-align: center;"> <p>Snap Action 1NO/1NC</p>  </td> <td style="text-align: center;"> <p>Slow Action (Break Before Make)(Make Before Break) 1NO/1NC</p>  </td> <td style="text-align: center;"> <p>Slow Action (Break Before Make)(Make Before Break) 1NO/1NC</p>  </td> <td style="text-align: center;"> <p>Slow Action 2NC</p>  </td> </tr> <tr> <td style="text-align: center;">  </td> <td style="text-align: center;">  </td> <td style="text-align: center;">  </td> <td style="text-align: center;">  </td> </tr> </table>	<p>Snap Action 1NO/1NC</p> 	<p>Slow Action (Break Before Make)(Make Before Break) 1NO/1NC</p> 	<p>Slow Action (Break Before Make)(Make Before Break) 1NO/1NC</p> 	<p>Slow Action 2NC</p> 				
<p>Snap Action 1NO/1NC</p> 	<p>Slow Action (Break Before Make)(Make Before Break) 1NO/1NC</p> 	<p>Slow Action (Break Before Make)(Make Before Break) 1NO/1NC</p> 	<p>Slow Action 2NC</p> 							
										
<p><b>GLLA**A1B, GLLC**A1B</b></p> 		<table border="0"> <tr> <td style="text-align: center;"> <p>Snap Action 1NO/1NC</p>  </td> <td style="text-align: center;"> <p>Slow Action (Break Before Make) 1NO/1NC</p>  </td> <td style="text-align: center;"> <p>Slow Action (Make Before Break) 1NO/1NC</p>  </td> <td style="text-align: center;"> <p>Slow Action 2NC</p>  </td> </tr> <tr> <td style="text-align: center;">  </td> <td style="text-align: center;">  </td> <td style="text-align: center;">  </td> <td style="text-align: center;">  </td> </tr> </table>	<p>Snap Action 1NO/1NC</p> 	<p>Slow Action (Break Before Make) 1NO/1NC</p> 	<p>Slow Action (Make Before Break) 1NO/1NC</p> 	<p>Slow Action 2NC</p> 				
<p>Snap Action 1NO/1NC</p> 	<p>Slow Action (Break Before Make) 1NO/1NC</p> 	<p>Slow Action (Make Before Break) 1NO/1NC</p> 	<p>Slow Action 2NC</p> 							
										
<p><b>GLLA**A2B, GLLC**A2B</b></p> 		<table border="0"> <tr> <td style="text-align: center;"> <p>Snap Action 1NO/1NC</p>  </td> <td style="text-align: center;"> <p>Slow Action (Break Before Make) 1NO/1NC</p>  </td> <td style="text-align: center;"> <p>Slow Action (Make Before Break) 1NO/1NC</p>  </td> <td style="text-align: center;"> <p>Slow Action 2NC</p>  </td> </tr> <tr> <td style="text-align: center;">  </td> <td style="text-align: center;">  </td> <td style="text-align: center;">  </td> <td style="text-align: center;">  </td> </tr> </table>	<p>Snap Action 1NO/1NC</p> 	<p>Slow Action (Break Before Make) 1NO/1NC</p> 	<p>Slow Action (Make Before Break) 1NO/1NC</p> 	<p>Slow Action 2NC</p> 				
<p>Snap Action 1NO/1NC</p> 	<p>Slow Action (Break Before Make) 1NO/1NC</p> 	<p>Slow Action (Make Before Break) 1NO/1NC</p> 	<p>Slow Action 2NC</p> 							
										

# GLL Series

<p><b>GLLA**A1Y, GLLC**A1Y</b></p> 		<table border="0"> <tr> <td> <p>Snap Action 1NO/1NC</p>   </td> <td> <p>Slow Action (Break Before Make) 1NO/1NC</p>   </td> <td> <p>Slow Action (Make Before Break) 1NO/1NC</p>   </td> <td> <p>Slow Action 2NC</p>   </td> </tr> </table>	<p>Snap Action 1NO/1NC</p>  	<p>Slow Action (Break Before Make) 1NO/1NC</p>  	<p>Slow Action (Make Before Break) 1NO/1NC</p>  	<p>Slow Action 2NC</p>  
<p>Snap Action 1NO/1NC</p>  	<p>Slow Action (Break Before Make) 1NO/1NC</p>  	<p>Slow Action (Make Before Break) 1NO/1NC</p>  	<p>Slow Action 2NC</p>  			
<p><b>GLLA**A2Y, GLLC**A2Y</b></p> 		<table border="0"> <tr> <td> <p>Snap Action 1NO/1NC</p>   </td> <td> <p>Slow Action (Break Before Make) 1NO/1NC</p>   </td> <td> <p>Slow Action (Make Before Break) 1NO/1NC</p>   </td> <td> <p>Slow Action 2NC</p>   </td> </tr> </table>	<p>Snap Action 1NO/1NC</p>  	<p>Slow Action (Break Before Make) 1NO/1NC</p>  	<p>Slow Action (Make Before Break) 1NO/1NC</p>  	<p>Slow Action 2NC</p>  
<p>Snap Action 1NO/1NC</p>  	<p>Slow Action (Break Before Make) 1NO/1NC</p>  	<p>Slow Action (Make Before Break) 1NO/1NC</p>  	<p>Slow Action 2NC</p>  			
<p><b>GLLA**A4J, GLLC**A4J</b></p> 		<table border="0"> <tr> <td> <p>Snap Action 1NO/1NC</p>   </td> <td> <p>Slow Action (Break Before Make) 1NO/1NC</p>   </td> <td> <p>Slow Action (Make Before Break) 1NO/1NC</p>   </td> <td> <p>Slow Action 2NC</p>   </td> </tr> </table>	<p>Snap Action 1NO/1NC</p>  	<p>Slow Action (Break Before Make) 1NO/1NC</p>  	<p>Slow Action (Make Before Break) 1NO/1NC</p>  	<p>Slow Action 2NC</p>  
<p>Snap Action 1NO/1NC</p>  	<p>Slow Action (Break Before Make) 1NO/1NC</p>  	<p>Slow Action (Make Before Break) 1NO/1NC</p>  	<p>Slow Action 2NC</p>  			

# Limit Switches

GLL MIN-DIN (EN500047) PLASTIC




- Switch Code**
- 01** – SPDT Snap Action
  - 03** – SPDT Slow Action (BBM)
  - 04** – SPDT Slow Action (MBB)
  - 06** – 2NC Slow Action

**Heads/Actuators**

- A1B** – Side rotary roller nylon lever/metal roller
- A1Y** – Side rotary roller nylon lever/50mm rubber roller
- A2B** – Side rotary adjustable lever/metal roller
- A2Y** – Side rotary adjustable lever/50mm rubber roller
- A4J** – Side rotary adjustable rod
- B** – Top pin plunger
- C** – Top roller plunger
- D** – Top horizontal roller lever arm
- F** – Top vertical roller lever arm

## **WARNING**

### **IF USED IN APPLICATIONS CONCERNING HUMAN SAFETY**

- Only use NC direct opening (“positive opening”/“positive break”) contacts, identified by the symbol .
- Do NOT use flexible/adjustable actuators. Only use actuators designed for safety applications.
- Do NOT defeat, tamper, remove, or bypass this switch.
- Hazardous voltage, disconnect power before servicing.
- Strictly adhere to all installation and maintenance instructions.
- Consult with local safety agencies and their requirements when designing a machine-control link, interface and all control elements that affect safety.

**Failure to comply with these instructions could result in death or serious injury.**

### **WARRANTY/REMEDY**

Honeywell warrants goods of its manufacture as being free of defective materials and faulty workmanship. Honeywell’s standard product warranty applies unless agreed to otherwise by Honeywell in writing; please refer to your order acknowledgement or consult your local sales office for specific warranty details. If warranted goods are returned to Honeywell during the period of coverage, Honeywell will repair or replace, at its option, without charge those items it finds defective. **The foregoing is buyer’s sole remedy and is in lieu of all other warranties, expressed or implied, including those of merchantability and fitness for a particular purpose. In no event shall Honeywell be liable for consequential, special, or indirect damages.**

While we provide application assistance personally, through our literature and the Honeywell web site, it is up to the customer to determine the suitability of the product in the application.

## **WARNING**

### **MISUSE OF DOCUMENTATION**

- The information presented in this product sheet is for reference only. Do not use this document as a product installation guide.
- Complete installation, operation, and maintenance information is provided in the instructions supplied with each product.

**Failure to comply with these instructions could result in death or serious injury.**

Specifications may change without notice. The information we supply is believed to be accurate and reliable as of this printing. However, we assume no responsibility for its use.

### **SALES AND SERVICE**

Honeywell serves its customers through a worldwide network of sales offices, representatives and distributors. For application assistance, current specifications, pricing or name of the nearest Authorized Distributor, contact your local sales office or:

**E-mail:** [info.sc@honeywell.com](mailto:info.sc@honeywell.com)

**Internet:** [www.honeywell.com/sensing](http://www.honeywell.com/sensing)

#### **Phone and Fax:**

Asia Pacific	+65 6355-2828
	+65 6445-3033 Fax
Europe	+44 (0) 1698 481481
	+44 (0) 1698 481676 Fax
Latin America	+1-305-805-8188
	+1-305-883-8257 Fax
USA/Canada	+1-800-537-6945
	+1-815-235-6847
	+1-815-235-6545 Fax

Sensing and Control  
Honeywell  
1985 Douglas Drive North  
Minneapolis, Minnesota 55422  
[www.honeywell.com/sensing](http://www.honeywell.com/sensing)

002310-2-EN IL50 GLO Printed in USA  
May 2007  
© 2007 Honeywell International Inc.

# **Honeywell**

## X-ON Electronics

Largest Supplier of Electrical and Electronic Components

*Click to view similar products for [Limit Switches](#) category:*

*Click to view products by [Honeywell](#) manufacturer:*

Other Similar products are found below :

[6LS2-4PG](#) [5ML1-E1](#) [5ML31](#) [LZG1](#) [LZL1-6C](#) [622EN114-R](#) [622EN18-6](#) [622EN224-6B](#) [622EN230](#) [622EN237-R](#) [622EN69-3](#) [622EN85-RB](#)  
[MA-10019](#) [6PA109](#) [7LS51](#) [83547001](#) [83725002](#) [83830001](#) [83840001](#) [83840701](#) [83841001](#) [83870104](#) [83881140](#) [8AS42](#) [8LS10](#) [8LS125-](#)  
[4PG](#) [8LS152-4PGN20](#) [914CE16-3A](#) [914CE16-AQ](#) [914CE3-3L1](#) [915PA10](#) [91MCE16-P2O](#) [924CE16-Y3](#) [924CE1-S6](#) [924CE1-T25A](#)  
[924CE1-T3](#) [924CE1-T9A](#) [924CE2-T9](#) [924CE31-Y20-X5](#) [924CE31-Y3L1](#) [GL-10054](#) [GL-85710](#) [GL-85714](#) [GLAB26J2B](#) [GLDB03C-6](#)  
[GLZ324](#) [PS21R-NT11N7-YK0](#) [D4A-1106N](#) [D4A1201N](#) [D4A-3E02N](#)