


# HOA1397

## Reflective Sensor

### FEATURES

- Choice of phototransistor or photodarlington output
- Low profile for design flexibility
- Unfocused for sensing diffused surfaces



INFRA-10.TIF

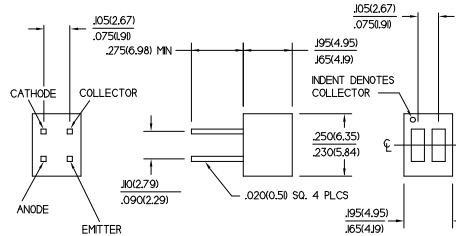
### DESCRIPTION

The HOA1397 series consists of an infrared emitting diode and an NPN silicon phototransistor (HOA1397-001, -002) or photodarlington (HOA1397-031, 032) encased side-by-side on parallel axes in a miniature black thermoplastic housing. The detector responds to radiation from the IRED only when a reflective object passes within its field of view. The HOA1397 series employs plastic molded components. For additional component information refer to SEP8507 and SDP8407.

Housing material is polyester. Housings are soluble in chlorinated hydrocarbons and ketones. Recommended cleaning agents are methanol and isopropanol.

### OUTLINE DIMENSIONS in inches (mm)

Tolerance 3 plc decimals ±0.010(0.25)  
2 plc decimals ±0.020(0.51)



DIM\_036.cdr

# HOA1397

## Reflective Sensor

### ELECTRICAL CHARACTERISTICS (25°C unless otherwise noted)

PARAMETER	SYMBOL	MIN	TYP	MAX	UNITS	TEST CONDITIONS
<b>IR EMITTER</b>						
Forward Voltage	$V_F$			1.6	V	$I_F=20\text{ mA}$
Reverse Leakage Current	$I_R$			10	$\mu\text{A}$	$V_R=3\text{ V}$
<b>DETECTOR</b>						
Collector-Emitter Breakdown Voltage	$V_{(BR)CEO}$				V	$I_C=100\ \mu\text{A}$
HOA1397-001, -002		30				
HOA1397-031, -032		15				
Emitter-Collector Breakdown Voltage	$V_{(BR)ECO}$	5.0			V	$I_E=100\ \mu\text{A}$
Collector Dark Current	$I_{CEO}$				nA	$V_{CE}=10\text{ V}$ $I_F=0$
HOA1397-001, -002				100		
HOA1397-031, -032				250		
<b>COUPLED CHARACTERISTICS</b>						
On-State Collector Current	$I_{C(ON)}$				mA	$V_{CE}=5\text{ V}$ $I_F=20\text{ mA}$ (1)
HOA1397-001		0.2				
HOA1397-002		0.7				
HOA1397-031		2.0				
HOA1397-032		7.0				
Collector-Emitter Saturation Voltage	$V_{CE(SAT)}$				V	$I_F=20\text{ mA}$ (1)
HOA1397-001			0.4			$I_C=30\ \mu\text{A}$
HOA1397-002			0.4			$I_C=90\ \mu\text{A}$
HOA1397-031			1.1			$I_C=250\ \mu\text{A}$
HOA1397-032			1.1			$I_C=880\ \mu\text{A}$
Rise And Fall Time	$t_r, t_f$				$\mu\text{s}$	$V_{CC}=5\text{ V}, I_C=1\text{ mA}$ $R_L=1000\ \Omega$ $R_L=100\ \Omega$
HOA1397-001, -002			15			
HOA1397-031, -032			75			

#### Notes

1. Test surface is a Eastman Kodak Neutral white test card with 90% diffuse reflectance located 0.05 in. (1.27 mm) from the front surface of the device.

### ABSOLUTE MAXIMUM RATINGS

(25°C Free-Air Temperature unless otherwise noted)

Operating Temperature Range -40°C to 85°C

Storage Temperature Range -40°C to 85°C

Soldering Temperature (5 sec) 240°C

#### IR EMITTER

Power Dissipation 100 mW (1)

Reverse Voltage 3 V

Continuous Forward Current 60 mA

#### DETECTOR

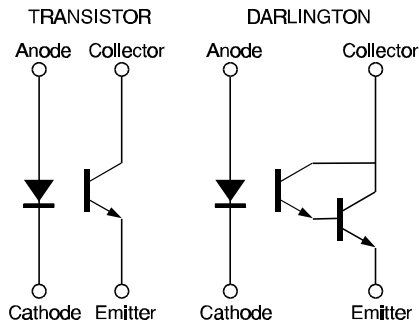
Collector-Emitter Voltage 30 V TRANS. DARLINGTON

Emitter-Collector Voltage 5 V 5 V

Power Dissipation 100 mW (1) 100 mW (1)

Collector DC Current 30 mA 30 mA

### SCHEMATIC



Honeywell reserves the right to make changes in order to improve design and supply the best products possible.

# Honeywell

# HOA1397

## Reflective Sensor

Fig. 1 IRED Forward Bias Characteristics

gra\_073.ds4

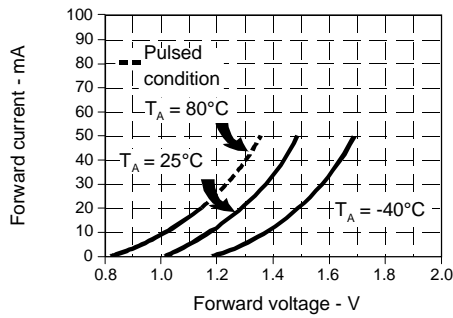


Fig. 2 Non-Saturated Switching Time vs Load Resistance

gra\_079.ds4

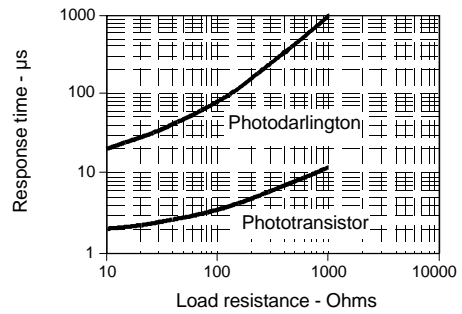


Fig. 3 Dark Current vs Temperature

gra\_301.cdr



Fig. 4 Collector Current vs Ambient Temperature

gra\_076.ds4



Fig. 5 Collector Current vs Distance to Reflective Surface

gra\_086.ds4

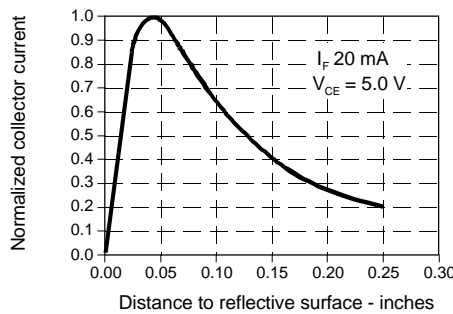
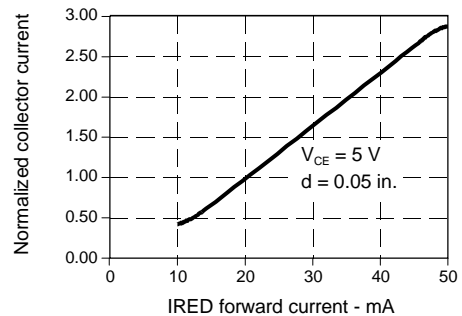


Fig. 6 Collector Current vs IRED Forward Current

gra\_087.ds4



All Performance Curves Show Typical Values

**HOA1397**  
Reflective Sensor

---



Honeywell reserves the right to make changes in order to improve design and supply the best products possible.

**Honeywell**

## X-ON Electronics

Largest Supplier of Electrical and Electronic Components

*Click to view similar products for [Optical Switches, Reflective, Phototransistor Output](#) category:*

*Click to view products by [Honeywell](#) manufacturer:*

Other Similar products are found below :

[LTH-1650-01](#) [HOA1180-106](#) [N JL5303R-TE1](#) [ITR8307/L24/TR8](#) [RPR-359F](#) [OPR5005](#) [EE-SF5-B](#) [QRD1114](#) [ITR8307](#) [ITR-20001T](#) [ITR-20002](#) [ITR-8307/TR8](#) [ITR9606-F](#) [HOA0708-001](#) [HOA0709-001](#) [HOA0709-011](#) [HOA1180-001](#) [HOA1180-002](#) [HOA1397-001](#) [HOA1406-003](#) [HOA2498-002](#) [LTH-209-01](#) [N JL5501R-TE1](#) [N JL5902R-2-TE1](#) [EE-SB5](#) [EE-SB5-B](#) [EE-SF5](#) [EE-SPY302](#) [EE-SPY311](#) [EE-SPY401](#) [EE-SPY402](#) [EE-SPY411](#) [EE-SPY412](#) [EE-SPZ301A](#) [EE-SPZ401A](#) [EESB5MW12](#) [EE-SY110](#) [EE-SY113](#) [EE-SY169](#) [EE-SY169A](#) [EE-SY171](#) [EE-SY190](#) [EE-SY199](#) [EE-SY671](#) [EE-SY672](#) [QRD1113](#) [QRE1113](#) [QRE1113GR](#) [SFH 9206](#) [RPI-1035](#)