


# HOA2498

## Reflective Sensor

### FEATURES

- Choice of phototransistor or photodarlington output
- Focused for maximum response
- Wide operating temperature range (-55°C to +100°C)



INFRA-64.TIF

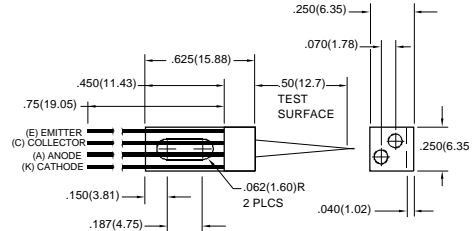
### DESCRIPTION

The HOA2498 series consists of an infrared emitting diode and an NPN silicon phototransistor (HOA2498-001, -002) or photodarlington (HOA2498-003), encased side-by-side on converging optical axes in a black thermoplastic housing. The detector responds to radiation from the IRED only when a reflective object passes within its field of view. The HOA2498 series employs metal can packaged components. For additional component information see SE1450, SD1440, and SD1410.

Housing material is polyester. Housings are soluble in chlorinated hydrocarbons and ketones. Recommended cleaning agents are methanol and isopropanol.

### OUTLINE DIMENSIONS in inches (mm)

Tolerance 3 plc decimals ±0.010(0.25)  
2 plc decimals ±0.020(0.51)



DIM\_039.dwg

# HOA2498

## Reflective Sensor

### ELECTRICAL CHARACTERISTICS (25°C unless otherwise noted)

| PARAMETER   | SYMBOL        | MIN                 | TYP | MAX               | UNITS         | TEST CONDITIONS   |
|---|---------------|---------------------|-----|-------------------|---------------|---|
| <b>IR EMITTER</b>   |               |                     |     |                   |               |   |
| Forward Voltage   | $V_F$         |                     |     | 1.6               | V             | $I_F=20\text{ mA}$  |
| Reverse Leakage Current   | $I_R$         |                     |     | 10                | $\mu\text{A}$ | $V_R=3\text{ V}$  |
| <b>DETECTOR</b>   |               |                     |     |                   |               |   |
| Collector-Emitter Breakdown Voltage<br>HOA2498-001, -002<br>HOA2498-003           | $V_{(BR)CEO}$ | 30<br>15            |     |                   | V             | $I_C=100\ \mu\text{A}$  |
| Emitter-Collector Breakdown Voltage   | $V_{(BR)ECO}$ | 5.0                 |     |                   | V             | $I_E=100\ \mu\text{A}$  |
| Collector Dark Current<br>HOA2498-001, -002<br>HOA2498-003                        | $I_{CEO}$     |                     |     | 100<br>250        | nA            | $V_{CE}=10\text{ V}$<br>$I_F=0$   |
| <b>COUPLED CHARACTERISTICS</b>  |               |                     |     |                   |               |   |
| On-State Collector Current<br>HOA2498-001<br>HOA2498-002<br>HOA2498-003           | $I_{C(ON)}$   | 0.04<br>0.16<br>2.0 |     |                   | mA            | $V_{CE}=5\text{ V}$<br>$I_F=30\text{ mA}$<br>(1)  |
| Collector-Emitter Saturation Voltage<br>HOA2498-001<br>HOA2498-002<br>HOA2498-003 | $V_{CE(SAT)}$ |                     |     | 0.4<br>0.4<br>1.1 | V             | $I_F=30\text{ mA}$ (1)<br>$I_C=5\ \mu\text{A}$<br>$I_C=20\ \mu\text{A}$<br>$I_C=250\ \mu\text{A}$ |
| Rise And Fall Time<br>HOA2498-001, -002<br>HOA2498-003                            | $t_r, t_f$    |                     |     | 15<br>75          | $\mu\text{s}$ | $V_{CC}=5\text{ V}, I_C=1\text{ mA}$<br>$R_L=1000\ \Omega$<br>$R_L=100\ \Omega$                   |

#### Notes

1. Test surface is a front surface mirror (polished aluminum, 85% reflectance) located 0.50 in. (12.7 mm) from the front surface of the device.

### ABSOLUTE MAXIMUM RATINGS

(25°C Free-Air Temperature unless otherwise noted)

Operating Temperature Range -55°C to 100°C

Storage Temperature Range -55°C to 125°C

Soldering Temperature (10 sec) 260°C

#### IR EMITTER

Power Dissipation 75 mW (1)

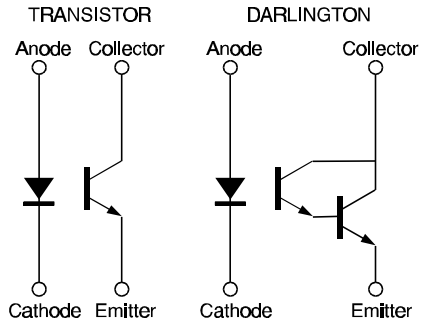
Reverse Voltage 3 V

Continuous Forward Current 50 mA

#### DETECTOR

|                           |               |                   |
|---------------------------|---------------|-------------------|
|                           | <b>TRANS.</b> | <b>DARLINGTON</b> |
| Collector-Emitter Voltage | 30 V          | 15 V              |
| Emitter-Collector Voltage | 5 V           | 5 V               |
| Power Dissipation         | 75 mW (1)     | 75 mW (1)         |
| Collector DC Current      | 30 mA         | 30 mA             |

### SCHEMATIC



Honeywell reserves the right to make changes in order to improve design and supply the best products possible.

# Honeywell

# HOA2498

## Reflective Sensor

Fig. 1 IRED Forward Bias Characteristics

gra\_073.ds4

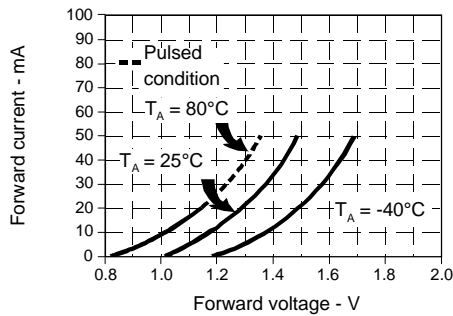


Fig. 2 Non-Saturated Switching Time vs Load Resistance

gra\_079.ds4

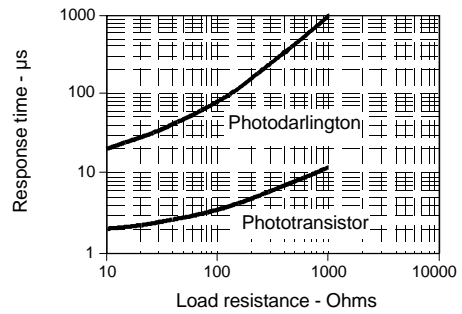


Fig. 3 Dark Current vs Temperature

gra\_303.cdr

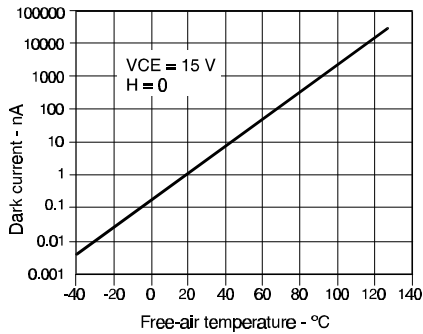


Fig. 4 Collector Current vs Ambient Temperature

gra\_076.ds4



Fig. 5 Collector Current vs Distance to Reflective Surface

gra\_084.ds4

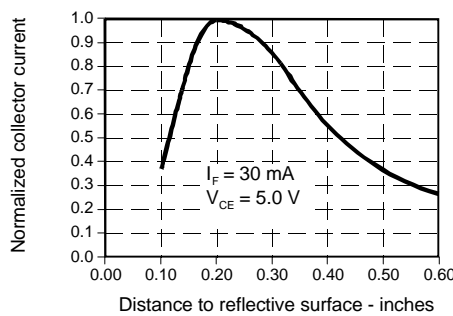
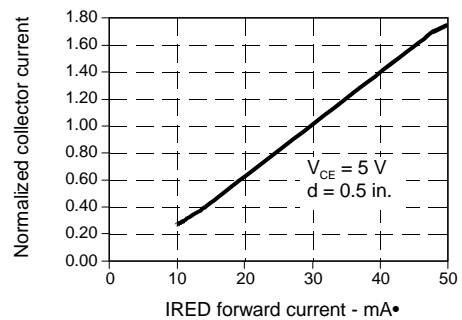


Fig. 6 Collector Current vs IRED Forward Current

gra\_085.ds4



All Performance Curves Show Typical Values

**HOA2498**  
Reflective Sensor

---



Honeywell reserves the right to make changes in order to improve design and supply the best products possible.

**Honeywell**

## X-ON Electronics

Largest Supplier of Electrical and Electronic Components

*Click to view similar products for [Optical Switches, Reflective, Phototransistor Output](#) category:*

*Click to view products by [Honeywell](#) manufacturer:*

Other Similar products are found below :

[LTH-1650-01](#) [HOA1180-106](#) [NJL5303R-TE1](#) [ITR8307/L24/TR8](#) [RPR-359F](#) [OPR5005](#) [EE-SF5-B](#) [QRD1114](#) [ITR8307](#) [ITR-20001T](#) [ITR-20002](#) [ITR-8307/TR8](#) [ITR9606-F](#) [HOA0708-001](#) [HOA0709-001](#) [HOA0709-011](#) [HOA1180-001](#) [HOA1180-002](#) [HOA1397-001](#) [HOA1406-003](#) [HOA2498-002](#) [LTH-209-01](#) [NJL5501R-TE1](#) [NJL5902R-2-TE1](#) [EE-SB5](#) [EE-SB5-B](#) [EE-SF5](#) [EE-SPY302](#) [EE-SPY311](#) [EE-SPY401](#) [EE-SPY402](#) [EE-SPY411](#) [EE-SPY412](#) [EE-SPZ301A](#) [EE-SPZ401A](#) [EESB5MW12](#) [EE-SY110](#) [EE-SY113](#) [EE-SY169](#) [EE-SY169A](#) [EE-SY171](#) [EE-SY190](#) [EE-SY199](#) [EE-SY671](#) [EE-SY672](#) [QRD1113](#) [QRE1113](#) [QRE1113GR](#) [SFH 9206](#) [RPI-1035](#)