


MML21 Electronic control pushbutton switches


LED, INCANDESCENT, OR NON-LIGHTED DISPLAY



PWB Mount



Panel Mount



PWB Mount
(With T-bar
button)



PWB Mount
(With umbrella
button)



PWB Mount
(With 1 piece
plunger/lens cap
button)

FEATURES

- Silver or gold contacts
- Choice of rectangular housings (below) or square housings (page 70)
- Accepts one LED or incandescent lamp
- Printed wiring board or snap-in panel mounting
- Bezels and mounting clips, LEDs and legended lenses can be furnished installed or ordered separately
- Umbrella button provides larger hit area. Encoded versions enable BCD output. See MML57, page 83
- UL recognized, CSA certified
- 1 piece plunger/lens cap buttons and T-bar buttons available
- Bar actuator available on 4 MML21 switches

Example: MML21KK3AAK

Electronic control pushbutton switch; rectangular housing (black); bezel (black); mounting clips on long sides, PWB terminals; 1-pole, momentary action, silver contacts, black plunger.

Example: MML21KK3AAKRSR

As above, except furnished with red LED and red lens installed.

Example: MML21KK3AAHRSXX

Same as above, except with a 1 piece red plunger/lens cap button and red LED.

MML21KK3AAHRSXX20 as above, legended.


MML21 ORDER GUIDE

Catalog listing codes for switch, less assembled display options

MML21K	K	3	AA
Housing Type (Rectangular) MML21K Black housing MML21E White housing	Mounting A No bezel (PWB mounting) K Black bezel, mtg. clip/long sides M Black bezel, mtg. clip/short sides W White bezel, mtg. clip/long sides P White bezel, mtg. clip/short sides To order bezels and mounting clips separately see page 88.	Terminals 3 Printed wiring board 2 Solder	Circuitry/Action (Each pole is double throw) Silver Contacts: AA 1 pole, mom. action AB 1 pole, alt. action AC 2 poles, mom. action* AD 2 poles, alt. action Gold Contacts: BA 1 pole, mom. action BB 1 pole, alt. action BC 2 poles, mom. action* BD 2 poles, alt. action

*Specify AC or BC for use with encoded umbrella style buttons.

SPECIFICATIONS

Electrical Rating (silver contacts)	Standard buttons T-bar buttons and umbrella buttons; Up to 1 amp, 125 VAC
	1 piece plunger/lens cap buttons; Black—up to 1 amp, 125 VAC All others—Up to 0.5 amp, 125 VAC
Electrical Rating (gold contacts)	All button styles: Up to 0.25 amp, 30 VDC UL rating—0.10 amp, 30 VDC
Life	No Load: 250,000 mom. action operations* 100,000 alt. action operations* Full load: 25,000 mom. or maint. operations*
Contact Arrangement	1 or 2 poles Form C 

*@ -18° to 65°C (0° to 149°F), 95% survival

SWITCHES WITH T-BAR BUTTONS

These switches have a gray T-bar button, black rectangular housing, no bezel and PWB terminals.

Catalog Listing	Circuitry/Action
MML21KA3AAK-200	1 pole mom. action silver contacts
MML21KA3ABK-200	1 pole alt. action silver contacts
MML21KA3BAK-200	1 pole mom. action gold contacts
MML21KA3BBK-200	1 pole alt. action gold contacts

Order display options assembled to switch by adding codes below

K		RS	DR	Leave this space blank, if legend not desired											
<table border="1" style="width: 100%; border-collapse: collapse;"> <tr> <th style="text-align: center;">Standard Plunger (w/o lens)</th> <th style="text-align: center;">1-Piece Plunger/ Lens Cap buttons</th> </tr> <tr> <td style="text-align: center;"> K Black W White A No plunger. (Use with encoded umbrella buttons only.) </td> <td style="text-align: center;"> For LED Display: H Red L Yellow N Green C Clear For incandescent or non-lighted display: R Red B Blue Y Yellow V White G Green X Black </td> </tr> </table>	Standard Plunger (w/o lens)	1-Piece Plunger/ Lens Cap buttons	K Black W White A No plunger. (Use with encoded umbrella buttons only.)	For LED Display: H Red L Yellow N Green C Clear For incandescent or non-lighted display: R Red B Blue Y Yellow V White G Green X Black	<table border="1" style="width: 100%; border-collapse: collapse;"> <tr> <th style="text-align: center;">LED (Stanley Type)</th> </tr> <tr> <td style="text-align: center;"> XX No LED RS Red* YS Yellow* GS Green* </td> </tr> <tr> <td style="font-size: small;"> *Permanently installed. To order LEDs or incandescent lamps separately, see pages 92-95. </td> </tr> </table>	LED (Stanley Type)	XX No LED RS Red* YS Yellow* GS Green*	*Permanently installed. To order LEDs or incandescent lamps separately, see pages 92-95.	<table border="1" style="width: 100%; border-collapse: collapse;"> <tr> <th style="text-align: center;">Lens</th> </tr> <tr> <td style="text-align: center;"> XX No lens* For LED display: DR Red DY Yellow DG Green DC Clear For incandescent or non- lighted display: LR Red LY Yellow LG Green LB Blue LW White LK Black </td> </tr> <tr> <td style="font-size: small;"> To order lenses separately, see page 82. * Enter XX when 1-piece plunger/lens is specified and legending is required. </td> </tr> </table>	Lens	XX No lens* For LED display: DR Red DY Yellow DG Green DC Clear For incandescent or non- lighted display: LR Red LY Yellow LG Green LB Blue LW White LK Black	To order lenses separately, see page 82. * Enter XX when 1-piece plunger/lens is specified and legending is required.	<table border="1" style="width: 100%; border-collapse: collapse;"> <tr> <th style="text-align: center;">Legend</th> </tr> <tr> <td style="text-align: center;"> 20 With Legend Use Legend Order Sheet FO-74024 or FO-74097 to cover each catalog listing (see pages 84 and 85). </td> </tr> </table>	Legend	20 With Legend Use Legend Order Sheet FO-74024 or FO-74097 to cover each catalog listing (see pages 84 and 85).
Standard Plunger (w/o lens)	1-Piece Plunger/ Lens Cap buttons														
K Black W White A No plunger. (Use with encoded umbrella buttons only.)	For LED Display: H Red L Yellow N Green C Clear For incandescent or non-lighted display: R Red B Blue Y Yellow V White G Green X Black														
LED (Stanley Type)															
XX No LED RS Red* YS Yellow* GS Green*															
*Permanently installed. To order LEDs or incandescent lamps separately, see pages 92-95.															
Lens															
XX No lens* For LED display: DR Red DY Yellow DG Green DC Clear For incandescent or non- lighted display: LR Red LY Yellow LG Green LB Blue LW White LK Black															
To order lenses separately, see page 82. * Enter XX when 1-piece plunger/lens is specified and legending is required.															
Legend															
20 With Legend Use Legend Order Sheet FO-74024 or FO-74097 to cover each catalog listing (see pages 84 and 85).															

X-ON Electronics

Largest Supplier of Electrical and Electronic Components

Click to view similar products for [Pushbutton Switches](#) category:

Click to view products by [Honeywell](#) manufacturer:

Other Similar products are found below :

[8940K2012](#) [LW1L-M1C10V-A](#) [LW1L-M1C70-A](#) [LW2L-A1C20M-GD](#) [LW2L-M1C20M-A](#) [60324L](#) [M22-D-R-GB0/K11](#) [M7E-HRN2](#)
[67021K512](#) [67081K512X](#) [701PB580](#) [7190K101](#) [7199K101](#) [810K12910](#) [810KSV30B](#) [MML21EA2ADK](#) [MML21KA3ABK](#)
[MML23KA3AC05K-001](#) [MML23KW3AA01W](#) [8418K2](#) [8442K3](#) [8450K1](#) [860K11911T01A](#) [861901](#) [861K11911T01A07](#)
[861K13810T00A14](#) [861K13911](#) [8646AB6X718UL](#) [8646ABUL](#) [9001KXRK](#) [907AYY100](#) [PMHD155A1](#) [95-313.000](#)
[9533CD4+U574+U4922](#) [95-414.000](#) [99-450.837](#) [99-453.837](#) [PV3H2B0NN-341](#) [1203MRA](#) [A22NZBGANGA](#) [A22NZBMMNGA](#)
[A22NZBNANGA](#) [A22NZMPATRA](#) [A2PMA1X03EC56](#) [A3A-5123-02](#) [A3A-7140](#) [A3A-7310](#) [A3A-7340](#) [A3U-TMW-A2C-5M](#) [A595](#)