

Honeywell

MML Pushbutton/Indicator Lens

Legend Order Guide/Product Specification (PG of)

Catalog Listing MML 5	
Customer P.O. No.	Customer Dwg. No.
MICRO SWITCH Sales Order	Line Number
Schedule No.	
Customer: _____	
Address: _____	
(state)	

Instructions

1. Fill in appropriate catalog listing - one listing/sheet.
2. Check proper figure #, Type size, Type color.
3. Fill in quantity required.
4. Indicate legends desired — Do not exceed maximums shown in Legend Order Guide.

Switch & Indicator Lens Type Orientation	Figure No	Max Lines/Area		Max Characters/Line					
		5/64	7/64	9/64	13/64	5/64	7/64	9/64	13/64
	1	2	1	1	1	3	2	2	1
	2	2	1	1	1	4	3	2	2
	3	1	1	1	1	6	4	3	2
	4	2	1	1	1	7	4	4	3

Note

1. For Proper Legend Orientation, MML housings (when viewed from front of panel) should have "MICRO SWITCH" logo oriented "Up"
2. All legends will be centered within Legend Area.
3. Please use black ink in filling out this form to help us process your order.

LEGEND ORDER CHART

Customer Part No	Fig No	Type Size		Ink Color		Button Qty	Legend Description		
		5/64	7/64	9/64	13/64		Black	White	1st Line

FO-74024-B

(Signature)

(Date)

Hot Stamp Legending

Modified Gothic lettering (A thru Z), numerals (0 thru 9) and Symbols below available in 5/64, 7/64, 9/64, and 13/64.	A3	Modified Gothic
STANDARD SYMBOLS AVAILABLE		
. , ; ! ? ' _ " / () * &	\$ © # % 0 + - ± ÷ × = ≠ > <	→ ↕ ← ◀ ▶ ↗ ↘ ↙ ↚
SPECIAL LEGENDS NOTE: Use this area to show special Legend Locations or Configurations NOT shown above. NON-STANDARD legends will involve additional charges and increased delivery time.		
	Fig. "A"	Fig. "B"

Manuals

Honeywell

MML ROCKER LEGEND ORDER GUIDE/PRODUCT SPECIFICATION (PG of)
Catalog Listing **MML**





Customer P.O. No.	Customer Dwg. No.
MICRO SWITCH Sales Order	Line Number
Schedule No.	

Customer: _____
Address: _____

(city) _____
(state) _____

Instructions

1. Fill in appropriate catalog listing - one listing/sheet.
2. Check proper figure #, Type size, Type color.
3. Fill in quantity required.
4. Indicate legends desired — Do not exceed maximums shown in Legend Order Guide.

Switch Type & Orientation	Figure No	Max Lines/Area			Max Characters/Line				
		5/64	7/64	9/64	13/64	5/64	7/64	9/64	13/64
MML 24, 34 4 x .6 Size 	1	2	1	1	1	3	2	2	1
MML 24, 34 .4 x .6 Size Umbrella and MML 34 .6 x .8 Size 	2	1	1	1	1	3	3	2	1
MML 24, 34 .4 x .6 Size Umbrella and MML 34 .6 x .8 Size 	3	3	2	2	1	4	3	3	2
MML 24, 34 .6 x .8 Size 	4	2	1	1	1	6	4	4	2

Note

1. For Proper Legend Orientation, MML housings (when viewed from front of panel) should have "MICRO SWITCH" logo oriented to the left. For other Orientation, indicate the Housing Logo Location in Special Legend Area.
2. All legends will be centered within Legend Area.
3. Please use black ink in filling out this form to help us process your order.

LEGEND ORDER CHART

Customer Part No	Fig No	Side No	Type Size			Ink Color		Button Qty	Legend Description	
			5/64	7/64	9/64	13/64	Black		White	1st Line

FO-74193-B

(Signature)

Modified Gothic lettering (A thru Z), numerals (0 thru 9) and Symbols below available in 5/64, 7/64, 9/64, and 13/64.	A3 Modified Gothic
STANDARD SYMBOLS AVAILABLE	
. , ; ! ? ' _ " / () * &	
\$ % # 0 + - ± ÷ × = ≠ > <	
→ ↖ ↗ ← ↘ ↙ ↚ ↛ ↜ ↝ ↞ ↠	
	∞

SPECIAL LEGENDS

NOTE: Use this area to show special Legend Locations or Configurations NOT shown above. NON-STANDARD legends will involve additional charges and increased delivery time.

Fig. "A"	Fig. "B"
----------	----------

X-ON Electronics

Largest Supplier of Electrical and Electronic Components

Click to view similar products for [Industrial Panel Mount Indicators / Switch Indicators](#) category:

Click to view products by [Honeywell](#) manufacturer:

Other Similar products are found below :

[LW1A-P1-GD](#) [LW1A-P1-W](#) [01-931.3](#) [01-152.025](#) [73.362.4028.0](#) [750-1520](#) [9001OA120](#) [A0142N5](#) [A3DT-500Y](#) [AL6M-LK3-R](#) [AL6M-P7P-A](#) [AOLQW-2B0600](#) [AP1M255-A](#) [APD106LN-G](#) [APD106LN-S](#) [APN1126-G](#) [APS122DN-W](#) [ASLWLD-G](#) [ASLWLD-R](#) [ATN2100](#) [AYLW4L-A](#) [18-237.035](#) [HW1A-L1-GD](#) [HW1A-P2-GL](#) [HW1X-BM411-R](#) [HW2A-L1-GL](#) [HW2A-P1-GD](#) [HWAZ1N-OB](#) [PA2100/2](#) [PA2200/1](#) [PA2SHIELD](#) [PAMR25](#) [LA3P-1C03V-Y](#) [96-923.5](#) [A0244J2](#) [LSPD-120A](#) [LSPD-1Y](#) [LSPD-6A](#) [LSPD-6DA](#) [LSPD-6DW](#) [LSPD-6DY](#) [LSPD-6R](#) [LSPD-6W](#) [AL6H-LK3-A](#) [AL6H-P4-JW](#) [AL6M-LK1-MG](#) [AP8M155-G](#) [APD106LN-W](#) [APN106L-O](#) [21-931.9](#)