

## SCC SMT Series


---

Microstructure

Pressure Sensors

0 psi to 5 psi through

0 psi to 100 psi



The SCC SMT Series offers an extremely low-cost sensor element with a temperature-stable output when driven with a constant current source. These integrated circuit sensors were designed for extremely cost-sensitive applications where precise accuracy over a wide temperature range is not required.

The standard surface mount package includes an optional ported lid to fit in a variety of applications.

### FEATURES

---

- Low cost
- Small size
- Internal temperature compensation
- Absolute or gage pressures
- High-impedance bridge
- Low power consumption

The absolute devices have an internal vacuum reference and an output voltage proportional to absolute pressure. The differential devices allow application of pressure to either side of the sensing diaphragm and can be used for gage or differential measurements.

The 4-pin closed bridge configuration allows electrical connection with additional pads provided for mechanical support. Pulsed power is recommended to achieve maximum accuracy and conserve battery power in portable applications.

### POTENTIAL APPLICATIONS

---

- Pneumatic controls
- Automotive diagnostics
- Medical equipment/instrumentation
- Dental equipment
- Environmental controls
- Barometric pressure measurement
- Altimeters
- Pneumatic controls
- Battery powered equipment

# SCC SMT Series

## PRESSURE SENSOR SPECIFICATIONS<sup>(1)</sup>

Characteristic	Parameter
Supply current, $I_s$	1.5 mA
Compensated temperature	0 °C to 50 °C [32 °F to 122 °F]
Operating temperature	-40 °C to 125 °C [-40 °F to 257 °F]
Storage temperature	-55 °C to 125 °C [-67 °F to 257 °F]
Humidity	0% to 100% RH
Lead temperature (soldering 2 s to 4 s)	250 °C [482 °F]

## STANDARD PRESSURE RANGES<sup>(1)</sup>

Operating Pressure	Maximum <sup>(2)</sup> Pressure	Sensitivity <sup>(3)</sup>		Unit
		Nominal	Std. Dev.	
0 psi to 5 psi	20 psi	7.50	±0.68	mV/mA/psi
0 psi to 15 psi	30 psi	4.30	±0.37	mV/mA/psi
0 psi to 30 psi	60 psi	2.90	±0.57	mV/mA/psi
0 psi to 100 psi	150 psi	1.30	±0.20	mV/mA/psi

## PERFORMANCE SPECIFICATIONS<sup>(1)</sup>

Characteristic	Min.	Typ.	Max.	Unit
Zero pressure offset ( $T_A = 25\text{ °C}$ )	-30.0	-10.0	20.0	mV
Linearity, hysteresis, repeatability <sup>(4)</sup>	-1.0	0.2	1.0	% FSS
Temperature effect on span <sup>(5)</sup>	-1.5	0.25	1.5	% FSS
Temperature effect on offset <sup>(5)</sup>	-2.0	.5	2.0	% FSS
Long-term stability of offset and span <sup>(6)</sup>	–	0.1	–	% FSS
Response time (10% to 90%) <sup>(7)</sup>	–	0.1	–	ms
Input resistance ( $T_A = 25\text{ °C}$ )	4.00	5.00	6.50	k $\Omega$
Output impedance	4.00	5.00	6.50	k $\Omega$

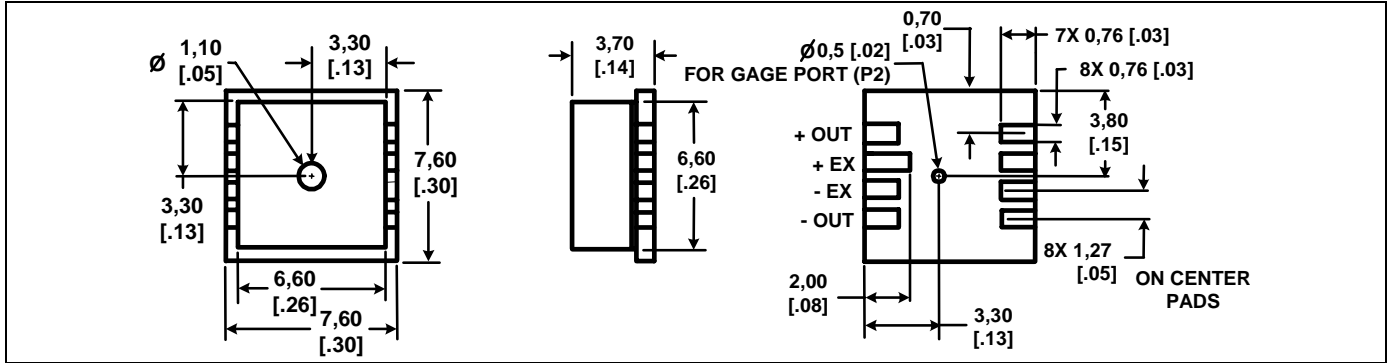
### Notes:

- Reference conditions: Supply current,  $I_s = 1.0\text{ mA}$ ,  $T_A = 25\text{ °C}$  to  $70\text{ °C}$  [32 °F to 158 °F], common-mode Line pressure = 0 psig, pressure applied to P1 unless otherwise noted.
- If the maximum pressure is exceeded, even momentarily, the package may leak or burst, or the pressure sensing die may fracture.
- Sensitivity is the ratio of the output signal voltage change to the corresponding input pressure change. The sensitivity is characterized by design and periodic production testing. This parameter is not 100% tested in production.
- Linearity is based on best straight line fit. Hysteresis is the maximum output difference at any point within the operating pressure range for increasing and decreasing pressure.
- Maximum error band of the offset voltage and the error of the band of the span over the compensated temperature range, relative to the 25 °C reading. Typical temperature coefficients for span and resistance are -2200 ppm/°C and 2200 ppm/°C, respectively. Temperature effects on offset and span are guaranteed by design. These parameters are not 100% tested in production.
- Long term stability over a one year period.
- Response time for 0 psi to full scale span pressure step change.

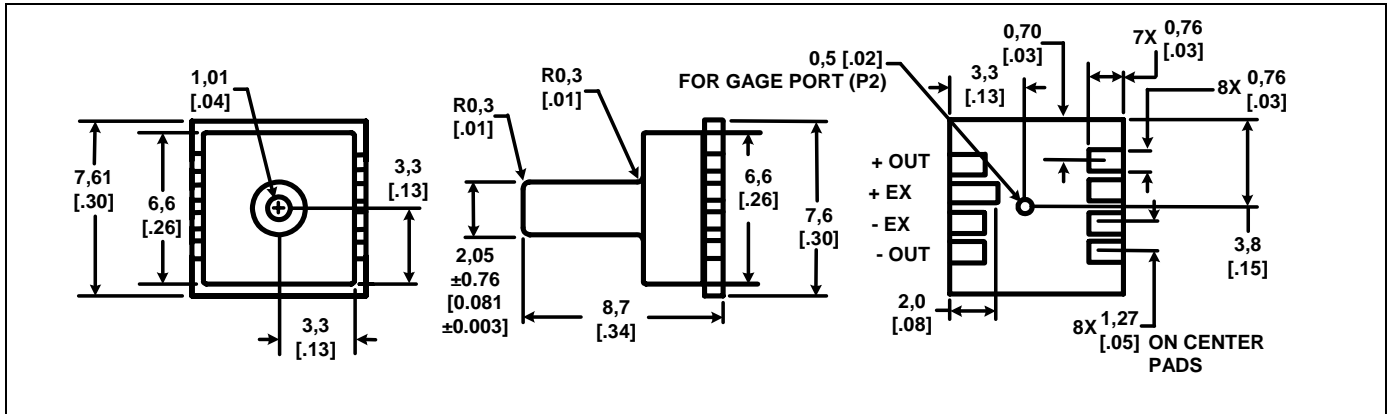
# Microstructure Pressure Sensors

MOUNTING DIMENSIONS (For reference only: mm [in].)

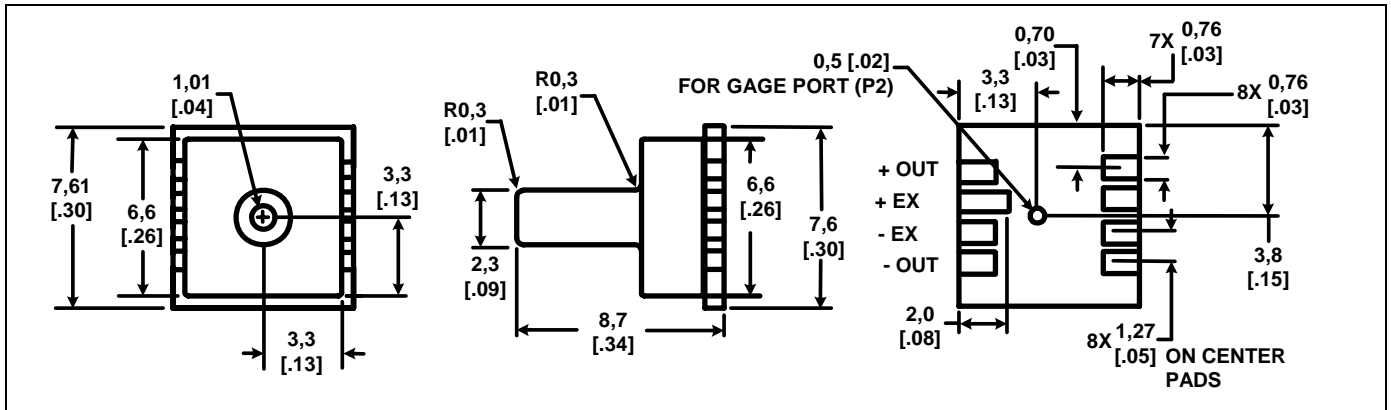
## LOW PROFILE SMT




## PORTED "P" SMT



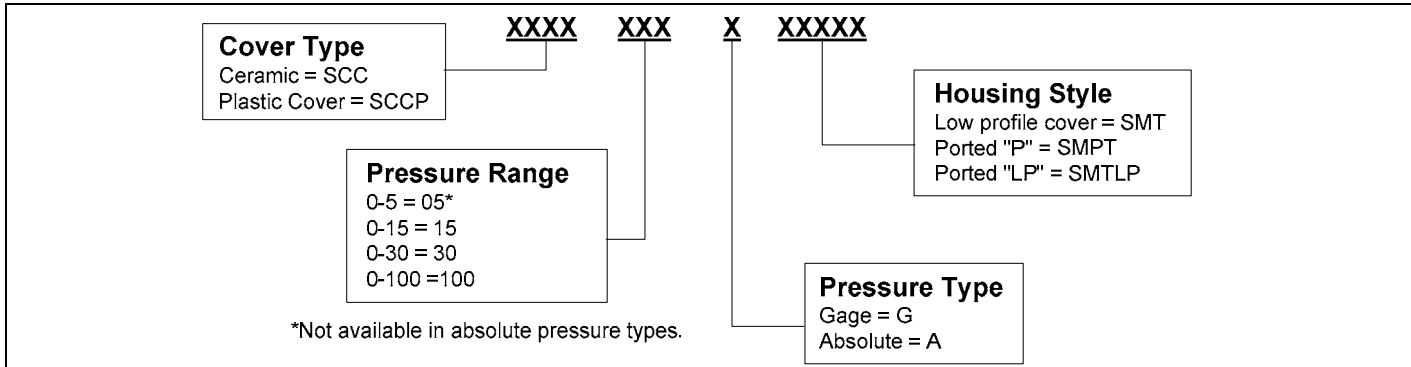
## PORTED "LP" SMT



## EQUIVALENT CIRCUITS



## ORDER GUIDE



### WARNING

#### MISUSE OF DOCUMENTATION

- The information presented in this product sheet is for reference only. Do not use this document as a product installation guide.
- Complete installation, operation, and maintenance information is provided in the instructions supplied with each product.

**Failure to comply with these instructions could result in death or serious injury.**

### WARNING

#### PERSONAL INJURY

DO NOT USE these products as safety or emergency stop devices or in any other application where failure of the product could result in personal injury.

**Failure to comply with these instructions could result in death or serious injury.**

### WARRANTY/REMEDY

Honeywell warrants goods of its manufacture as being free of defective materials and faulty workmanship. Honeywell's standard product warranty applies unless agreed to otherwise by Honeywell in writing; please refer to your order acknowledgement or consult your local sales office for specific warranty details. If warranted goods are returned to Honeywell during the period of coverage, Honeywell will repair or replace, at its option, without charge those items it finds defective. **The foregoing is buyer's sole remedy and is in lieu of all other warranties, expressed or implied, including those of merchantability and fitness for a particular purpose. In no event shall Honeywell be liable for consequential, special, or indirect damages.**

While we provide application assistance personally, through our literature and the Honeywell web site, it is up to the customer to determine the suitability of the product in the application.

Specifications may change without notice. The information we supply is believed to be accurate and reliable as of this printing. However, we assume no responsibility for its use.

### SALES AND SERVICE

Honeywell serves its customers through a worldwide network of sales offices, representatives and distributors. For application assistance, current specifications, pricing or name of the nearest Authorized Distributor, contact your local sales office or:

**E-mail:** [info.sc@honeywell.com](mailto:info.sc@honeywell.com)

**Internet:** [www.honeywell.com/sensing](http://www.honeywell.com/sensing)

#### Phone and Fax:

Asia Pacific +65 6355-2828  
+65 6445-3033 Fax  
Europe +44 (0) 1698 481481  
+44 (0) 1698 481676 Fax  
Latin America +1-305-805-8188  
+1-305-883-8257 Fax  
USA/Canada +1-800-537-6945  
+1-815-235-6847  
+1-815-235-6545 Fax

Sensing and Control  
Honeywell  
1985 Douglas Drive North  
Minneapolis, MN 55422  
[www.honeywell.com/sensing](http://www.honeywell.com/sensing)

008091-3-EN IL50 GLO Printed in USA  
July 2007  
© 2007 Honeywell International Inc. All rights reserved.

# Honeywell

## X-ON Electronics

Largest Supplier of Electrical and Electronic Components

*Click to view similar products for [Board Mount Pressure Sensors](#) category:*

*Click to view products by [Honeywell](#) manufacturer:*

Other Similar products are found below :

[80527-25.0H2-05](#) [80541-B00000150-01](#) [80541-B00000200-05](#) [80554-00700100-05](#) [80568-00300050-01](#) [81618-B00000040-01](#) [81739-B00000900-01](#) [81807-B00000020-01](#) [81808-B00000150-14](#) [82903-B00000020-01](#) [93.631.4253.0](#) [93.731.4353.0](#) [93.932.4553.0](#) [136PC150G2](#) [136PC15A1](#) [142PC95AW71](#) [142PC05DW70](#) [MPXV2202DPT1](#) [15PSI-G-4V](#) [1805-01A-L0N-B](#) [2000317-1](#) [26PCBKT](#) [26PCCFA6D26](#) [26PCCFS2G](#) [26PCCVA6D](#) [93.632.7353.0](#) [93.731.3653.0](#) [93.931.4853.0](#) [93.932.4853.0](#) [SCDA120-XSC05DC](#) [SP370-23-156-0](#) [185PC30DH](#) [192992-0059](#) [20INCH-G-MV-MINI](#) [26PCAFJ3G](#) [26PCAFS2G54](#) [26PCCEP5G24](#) [26PCJEU5G19](#) [30INCH-D1-MV-MINI](#) [ASCX15AN-90](#) [TSCSAAN001PDUCV](#) [DCAL401DN](#) [DCAL401GN](#) [XZ202798SSC](#) [XZ203676HSC](#) [SP370-25-116-0](#) [81717-00000050-05](#) [81794-B00001200-01](#) [HSCDLNN100PGAA5](#) [81618-B00000040-05](#)