


# SEP8506

## GaAs Infrared Emitting Diode

### FEATURES

- Side-emitting plastic package
- 50° (nominal) beam angle
- 935 nm wavelength
- Mechanically and spectrally matched to SDP8406 phototransistor, SDP8106 photodarlington and SDP8000/8600 series Schmitt trigger



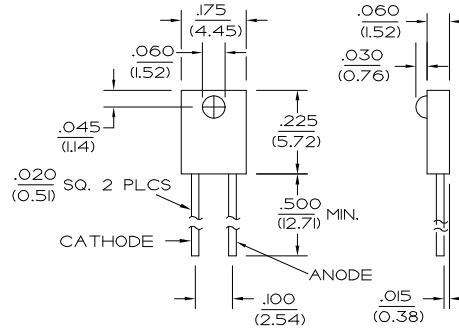
INFRA-20.TIF

### DESCRIPTION

The SEP8506 is a gallium arsenide infrared emitting diode molded in a side-emitting red plastic package. The chip is positioned to emit radiation through a plastic lens from the side of the package.

### OUTLINE DIMENSIONS in inches (mm)

Tolerance 3 plc decimals  $\pm 0.005(0.12)$   
2 plc decimals  $\pm 0.020(0.51)$



DIM\_071.d64

# SEP8506

## GaAs Infrared Emitting Diode

### ELECTRICAL CHARACTERISTICS (25°C unless otherwise noted)

PARAMETER	SYMBOL	MIN	TYP	MAX	UNITS	TEST CONDITIONS
Irradiance <sup>(1)</sup>	H				mW/cm <sup>2</sup>	I <sub>F</sub> =20 mA
SEP8506-001		0.05		0.36		
SEP8506-002		0.33		0.52		
SEP8506-003		0.45		0.90		
Forward Voltage	V <sub>F</sub>			1.5	V	I <sub>F</sub> =20 mA
Reverse Breakdown Voltage	V <sub>BR</sub>	3.0			V	I <sub>R</sub> =10 μA
Peak Output Wavelength	λ <sub>p</sub>		935		nm	
Spectral Bandwidth	Δλ		50		nm	
Spectral Shift With Temperature	Δλ <sub>p</sub> /ΔT		0.3		nm/°C	
Beam Angle <sup>(2)</sup>	Ø		50		degr.	I <sub>F</sub> =Constant
Radiation Rise And Fall Time	t <sub>r</sub> , t <sub>f</sub>		0.7		μs	

#### Notes

1. Measured in mW/cm<sup>2</sup> into a 0.104 (2.64) diameter aperture placed 0.535 (13.6) from the lens tip.
2. Beam angle is defined as the total included angle between the half intensity points.

### ABSOLUTE MAXIMUM RATINGS

(25°C Free-Air Temperature unless otherwise noted)

Continuous Forward Current	50 mA
Power Dissipation	100 mW <sup>(1)</sup>
Storage Temperature Range	-40°C to 85°C
Operating Temperature Range	-40°C to 85°C
Soldering Temperature (5 sec)	240°C

#### Notes

1. Derate linearly from 25°C free-air temperature at the rate of 0.78 mW/°C.

### SCHEMATIC



Honeywell reserves the right to make changes in order to improve design and supply the best products possible.

# Honeywell

# SEP8506

## GaAs Infrared Emitting Diode

Fig. 1 Radiant Intensity vs Angular Displacement gra\_030.ds4

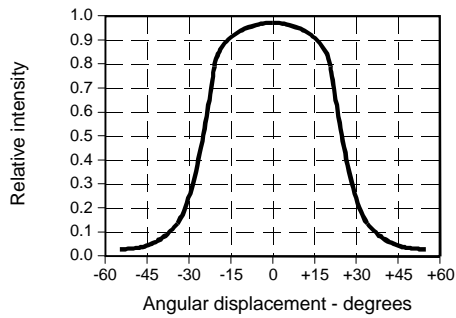


Fig. 2 Radiant Intensity vs Forward Current gra\_028.ds4

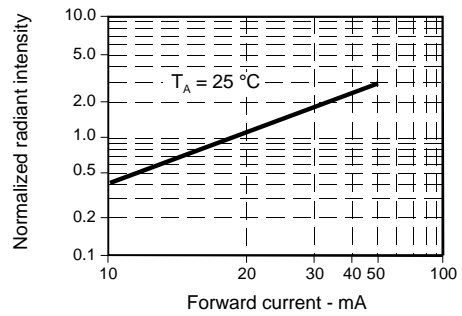


Fig. 3 Forward Voltage vs Forward Current gra\_003.ds4

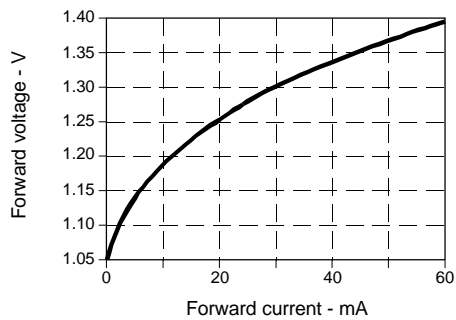


Fig. 4 Forward Voltage vs Temperature gra\_207.ds4

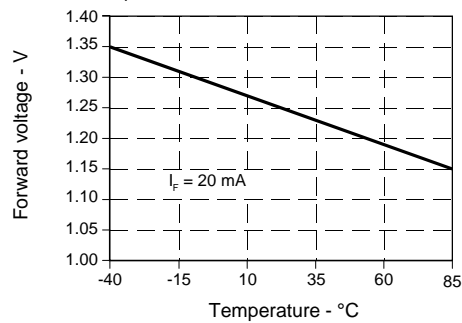


Fig. 5 Spectral Bandwidth gra\_005.ds4

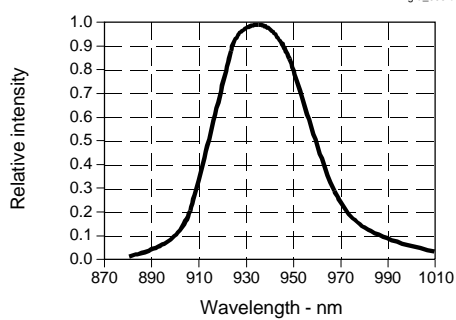
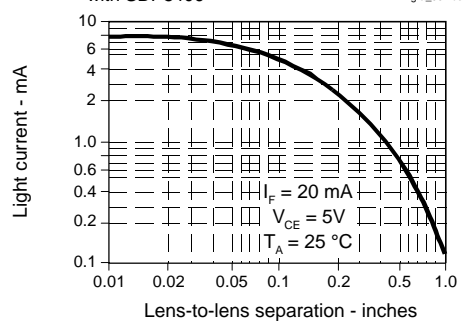
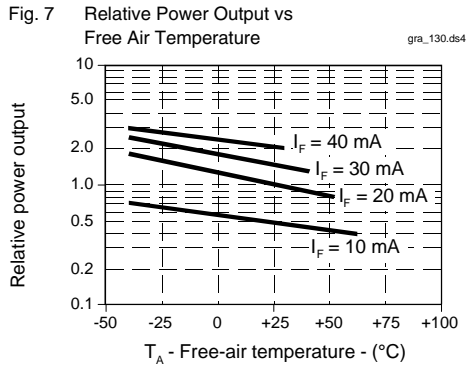


Fig. 6 Coupling Characteristics with SDP8406 gra\_031.ds4



# SEP8506

GaAs Infrared Emitting Diode



All Performance Curves Show Typical Values

## X-ON Electronics

Largest Supplier of Electrical and Electronic Components

*Click to view similar products for [Infrared Emitters](#) category:*

*Click to view products by [Honeywell](#) manufacturer:*

Other Similar products are found below :

[LTE-3279K](#) [LTE-4208C](#) [EAILP03RDAA6](#) [LTE-2871C](#) [LTE-4238](#) [ASDL-4264-C22](#) [EAIPL3528Z0](#) [OED-EL305F4C50-HT](#) [OP216-004](#)  
[LTE-3376](#) [IN-P32ZTHIR](#) [EAIST3535A1](#) [OSIXCA5B41A](#) [OSI5120631F](#) [LKIR30102C-A01\(XY\)](#) [IR234C](#) [LTE-C195IRG](#) [ZSIR-3210C-](#)  
[15A-C3](#) [HIR204C/H0](#) [HIR204/H0](#) [HIR323C](#) [IR12-21C/TR8](#) [IR17-21C/TR8](#) [IR26-21C/L110/TR8](#) [IR383](#) [IR91-21C/TR10](#) [KM-4457F3C](#) [L-](#)  
[53F3BT](#) [WP3A10F3C](#) [WP710A10F3BT](#) [WP7113F3BT](#) [WP7113F3C](#) [LTE-4208](#) [OP235W](#) [OP297FAB](#) [WP7113SF7C](#) [WP7113SF6C](#) [IR67-](#)  
[21CTR8](#) [IR42-21C/TR8](#) [IR204C-A](#) [HSDL-4261](#) [APT1608SF4C-PRV](#) [APA3010F3C-GX](#) [MTE1077N1-R](#) [MTE1081C](#) [MTE1300N](#)  
[MTE1300-WRC](#) [MTE8600CP](#) [MTE8600M2](#) [MTE8600P](#)