


AMR 2-Pin Speed Sensor Integrated Circuit

VM721V1

32336292

Issue D

Datasheet



DESCRIPTION

Honeywell's Anisotropic Magnetostrictive (AMR) 2-Pin Speed Sensor Integrated Circuit (IC) is designed to detect the speed of a ring magnet encoder target using a unique* bridge design. The frequency of the digital supply current is proportional to the rotational speed of the target, and works over a wide range of speeds, temperatures and air gaps.

VALUE TO CUSTOMERS

The VM721V1 sensor IC has a higher sensitivity AMR bridge array that operates with a larger airgap than Hall-effect sensor ICs, which allows for enhanced design flexibility and assembly tolerances. The sensor IC has been optimized to provide an output that is not affected by target runout or sudden air gap changes. It is insensitive to magnet pole size, allowing one sensor to be paired with different ring magnets. The VM721V1 sensor IC contains an integral capacitor for EMC protection, eliminating the need for an external capacitor in most applications. The wide leads are designed for a welded assembly, making the part easier to mount in customer applications.

*Patent Pending

FEATURES

- Integrated speed sensor IC
- Pole size independent operation
- 2-pin current interface
- -40°C to 150°C operating temperature range
- Zero speed operation
- No calibration required
- Insensitive to mechanical vibration
- Protection against reverse polarity
- Integral capacitor for EMC protection
- Vibration rejection
- ESD protected
- ISO-26262 conforming
- AECQ100-H qualified

DIFFERENTIATION

Honeywell's unique solution utilizes the AMR bridge in saturation, which provides a more stable output response when the system has vibration, sudden air gap changes, or target runout without requiring complex magnitude compensation algorithms. The AMR signal has greater sensitivity than Hall-effect sensor ICs, and does not require automatic gain control or chopper stabilization that can lead to increased jitter over the operating range.

POTENTIAL TRANSPORTATION APPLICATIONS

- Transmission speed and direction sensing
- Direction for Anti-lock Brake Systems (ABS) and auto parking (For ISO26262 Function Safety applications a Safety Manual is available upon request.)

PORTFOLIO

The Honeywell VM721V1 AMR 2-Pin Speed Sensor IC joins the following related products:

- VM721D1 AMR 2-Pin PWM Speed and Direction Sensor IC
- VM821Q1 AMR 4-Pin Quadrature Sensor IC

AMR 2-Pin Speed Sensor IC

VM721V1

Table 1. Operating Characteristics (Over entire supply voltage range at $-40^{\circ}\text{C} \leq T_A \leq 150^{\circ}\text{C}$, unless otherwise specified)

Characteristic	Symbol	Condition	Min.	Typ.	Max.	Unit
Supply voltage	V_S	-40°C to 110°C 150°C	4.0 4.0	— —	24 9.0	V
Supply current: high	I_{SH}	digital high state	12	14	16	mA
low	I_{SL}	digital low state	5.9	6.95	8.0	
Duty cycle	—	—	40	50	60	%
Output switching time: rise time	t_r	metering resistor, no bypass capacitor	—	—	8	μs
fall time	t_f	metering resistor, no bypass capacitor	—	—	8	
Switching frequency	f	—	—	—	35	kHz

Table 2. Output Configuration

Characteristic	Condition	Configuration
Number of pulses per pole	—	1

Table 3. Application Requirements (At $4.0\text{ V} \leq V_S \leq 24\text{ V}$, $-40^{\circ}\text{C} \leq T_A \leq 150^{\circ}\text{C}$)

Characteristic	Symbol	Condition	Min.	Typ.	Max.	Unit
Magnetic flux	B	D_{max} , max. air gap, max. temp.	± 30	—	—	Gauss
Magnetic flux with valid output increased jitter	B	D_{max} , max. air gap, max. temp.	± 10	—	—	Gauss
Metering resistor	R	—	10	100 to 300	—	Ohm

Table 4. Absolute Maximum Ratings

Characteristic	Symbol	Condition	Min.	Typ.	Max.	Unit
Operating temperature	T_a	—	-40 [-40]	—	150 [302]	$^{\circ}\text{C}$ [$^{\circ}\text{F}$]
Junction temperature	T_j	—	-40 [-40]	—	165 [329]	$^{\circ}\text{C}$ [$^{\circ}\text{F}$]
Storage temperature	T_S	—	-40 [-40]	—	150 [302]	$^{\circ}\text{C}$ [$^{\circ}\text{F}$]
Thermal resistance	$R_{\theta JA}$	—	—	—	—	$^{\circ}\text{C}/\text{W}$
Supply voltage	V_S	—	-26.5	—	26.5	V
Soldering temperature	—	3 s max.	—	—	260 [500]	$^{\circ}\text{C}$ [$^{\circ}\text{F}$]
ESD (HBM)	V_{ESD}	JEDEC JS-002-2014	—	—	± 6	kV

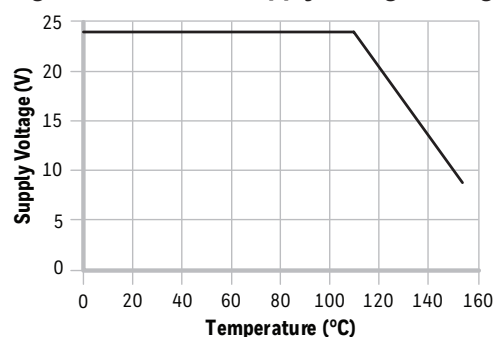
NOTICE

Absolute maximum ratings are the extreme limits the device will momentarily withstand without damage to the device. Electrical and mechanical characteristics are not guaranteed if the rated voltage and/or currents are exceeded, nor will the device necessarily operate at absolute maximum ratings.

NOTICE

Large, stray magnetic fields in the vicinity of the sensor may adversely affect sensor performance.

Figure 1. Maximum Supply Voltage Rating



AMR 2-Pin Speed Sensor IC

VM721V1

Figure 2. Block Diagram

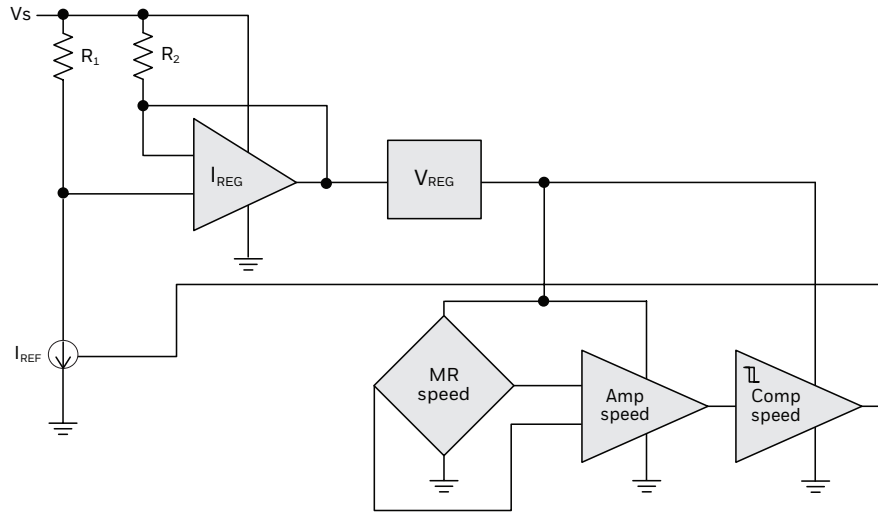


Figure 3. Basic Application Circuit

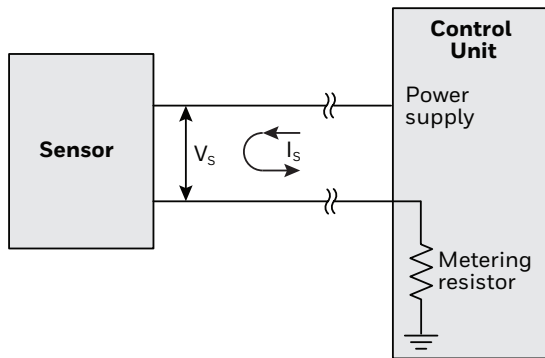


Figure 4. Rise and Fall Time Definition

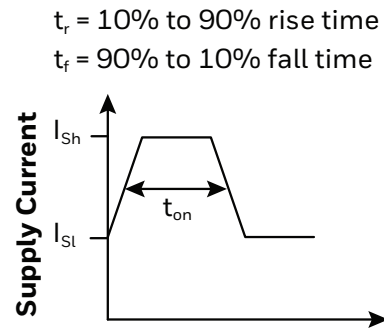
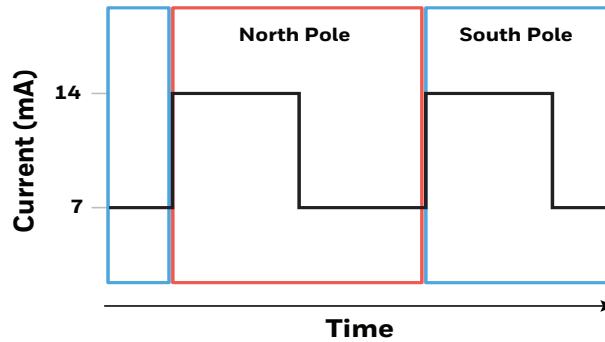


Figure 5. Transfer Characteristics



AMR 2-Pin Speed Sensor IC

VM721V1

Figure 6. Sensor IC Mounting Orientation

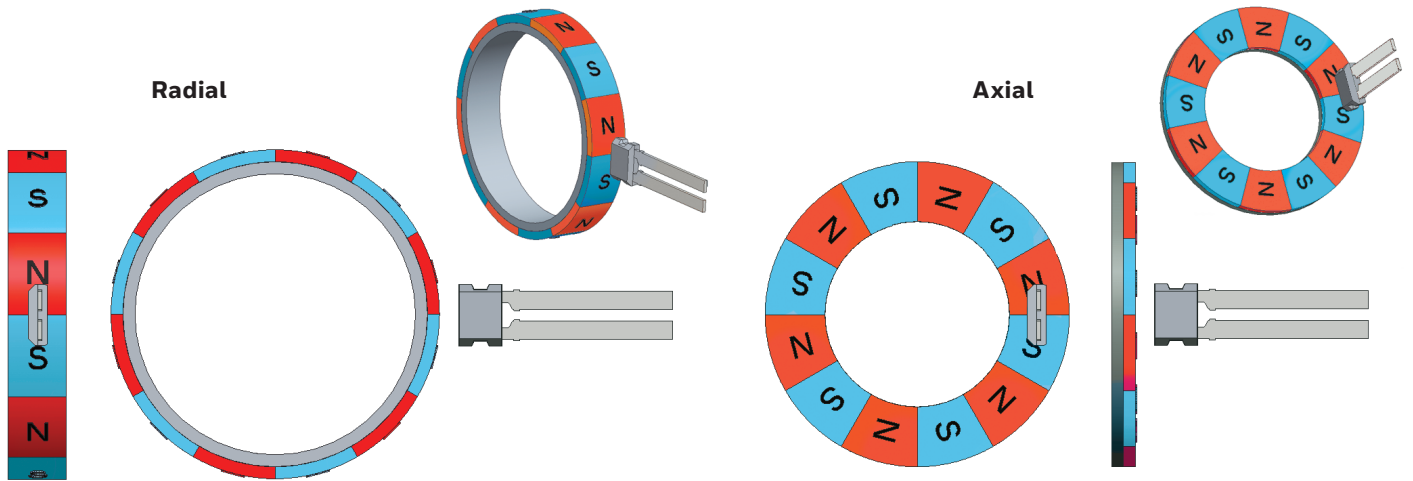


Figure 7. Dimensions and Product Marking (For reference only mm/[in])

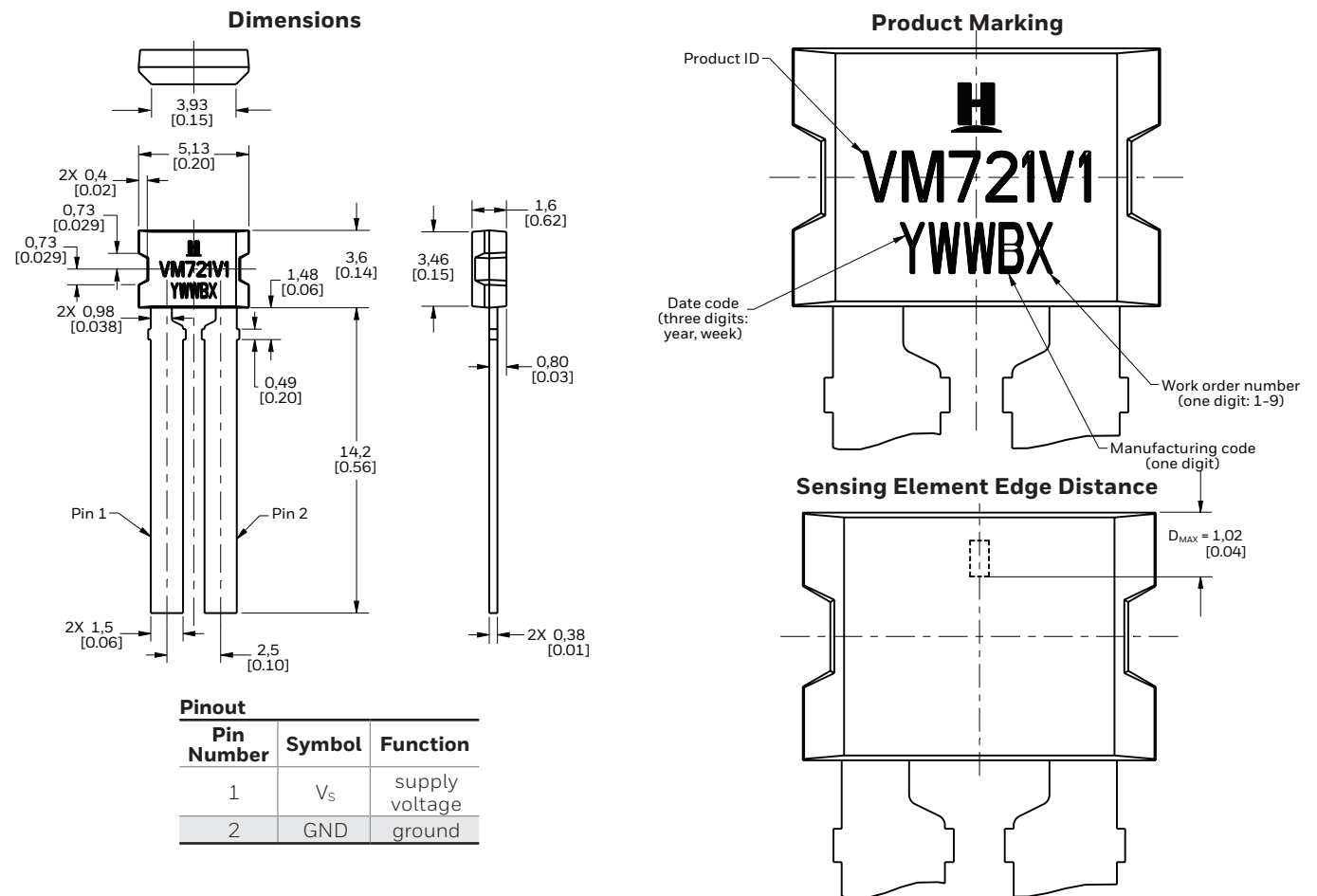


Table 5. Order Guide

Catalog Listing	Description	
VM721V1	Anisotropic Magnetoresistive (AMR) 2-Pin Speed Sensor Integrated Circuit, 2-pin SIP, bulk pack, 500 units/bag	

ADDITIONAL INFORMATION

The following associated literature is available on the Honeywell web site at sensing.honeywell.com:

- Installation instructions
- Application notes
- Technical notes
- CAD models
- Evaluation samples available from your local Honeywell contact
- Function Safety Manual is available upon request. Contact info.sc@honeywell.com

For more information

Honeywell Sensing and Internet of Things services its customers through a worldwide network of sales offices and distributors. For application assistance, current specifications, pricing or the nearest Authorized Distributor, visit sensing.honeywell.com or call:

Asia Pacific +65 6355-2828
Europe +44 (0) 1698 481481
USA/Canada +1-800-537-6945

Honeywell Sensing and Internet of Things

9680 Old Baires Road
Fort Mill, SC 29707
www.honeywell.com

32336292-D-EN | D | 05/19
© 2019 Honeywell International Inc.

⚠ WARNING **RISK TO LIFE OR PROPERTY**

Never use this product for an application involving serious risk to life or property without ensuring that the system as a whole has been designed to address the risks, and that this product is properly rated and installed for the intended use within the overall system.

Failure to comply with these instructions could result in death or serious injury.

⚠ WARNING **MISUSE OF DOCUMENTATION**

- The information presented in this datasheet is for reference only. Do not use this document as a product installation guide.
- Complete installation, operation, and maintenance information is provided in the instructions supplied with each product.

Failure to comply with these instructions could result in death or serious injury.

Warranty/Remedy

Honeywell warrants goods of its manufacture as being free of defective materials and faulty workmanship during the applicable warranty period. Honeywell's standard product warranty applies unless agreed to otherwise by Honeywell in writing; please refer to your order acknowledgment or consult your local sales office for specific warranty details. If warranted goods are returned to Honeywell during the period of coverage, Honeywell will repair or replace, at its option, without charge those items that Honeywell, in its sole discretion, finds defective. **The foregoing is buyer's sole remedy and is in lieu of all other warranties, expressed or implied, including those of merchantability and fitness for a particular purpose. In no event shall Honeywell be liable for consequential, special, or indirect damages.**

While Honeywell may provide application assistance personally, through our literature and the Honeywell web site, it is buyer's sole responsibility to determine the suitability of the product in the application.

Specifications may change without notice. The information we supply is believed to be accurate and reliable as of this writing. However, Honeywell assumes no responsibility for its use.

Honeywell

X-ON Electronics

Largest Supplier of Electrical and Electronic Components

Click to view similar products for [Industrial Hall Effect/Magnetic Sensors](#) category:

Click to view products by [Honeywell](#) manufacturer:

Other Similar products are found below :

[GT-13013](#) [GT-13040](#) [GT-14114](#) [DRR-129\(62-68\)](#) [ATS682LSHTN-T](#) [SR4P2-C7](#) [GT-12076](#) [GT-13012](#) [GT-14049](#) [GT-14067](#) [GT-14132](#)
[GT-18030](#) [103FW12-R3](#) [A1155LLHLT-T](#) [SMSA2P30CG](#) [P2D-000](#) [GN 55.2-SC-15-3](#) [GN 55.2-SC-5-3](#) [MZA70175](#) [103FW41-R1](#) [KJR-](#)
[D100AN-DNA-VE](#) [KJR-D100AN-DNIA-V2](#) [SR-10018](#) [115L 14E 502 W06017](#) [ATS128LSETN-T](#) [TLE4906LHALA1](#) [TLE49452LHALA1](#)
[BU52013HFV-TR](#) [MRMS591A](#) [103SR14A-1](#) [MZT7-03VPS-KR0](#) [MZT7-03VPS-KW0](#) [MZT8-03VPS-KW0](#) [MZT8-28VPS-KP0](#)
[A1326LLHLT-T](#) [A1156LLHLT-T](#) [ACS770LCB-100U-PFF-T](#) [ATS617LSGTN-T](#) [AH49ENTR-G1](#) [SS360PT](#) [SS311PT](#) [GN 55.2-ND-15-3](#)
[GN 55.2-ND-18-3](#) [GN 55.2-ND-8-3](#) [GN 55.2-SC-10-3](#) [GN 55.4-ND-10-7,5-2](#) [GN 55.4-ND-12-9,5-2,5](#) [GN 55.4-ND-26-20,3-5](#) [GN 55.4-ND-](#)
[7,5-4-1,5](#) [101MG7-BP](#)