

JQX-102F

MINIATURE HIGH POWER RELAY



File No.:E134517



File No.:R2033807



File No.:CH0023315-2002A



Features

- 4.5KV dielectric coil to contact
- Heavy load up to 5000VA
- Ideal for motor switching

CONTACT DATA

Contact Arrangement	1A
Initial Contact Resistance	30mΩ (at 1A 24VDC)
Contact Material	AgCdO
Contact Rating	Rated Load: 20A Motor Load: Inrush: 80A,0.3s(cosφ=0.7) Break: 20A(cosφ=0.9)
Max. switching voltage	250VAC
Max. switching current	Rated Load:20A Motor Load:80A
Max. switching power	5000VA
UL/CUR rating	20A 250VAC 1HP 120VAC (cosφ=0.4 to 0.5) 2HP 240VAC (cosφ=0.4 to 0.5)
TÜV rating	20A 250VAC
Mechanical life	2 x 10 ⁶ OPS
Electrical life	1 x 10 ⁵ OPS

COIL

Coil power	DC:0.9W
------------	---------

COIL DATA

Nominal Voltage VDC	Pick-up Voltage VDC	Drop-out Voltage VDC	Max. allowable Voltage VDC(at 20°C)	Coil Resistance Ω
5	3.5	0.5	120%	27.8 ± 10%
12	8.4	1.2	120%	160 ± 10%
24	16.8	2.4	120%	640 ± 10%
48	33.6	4.8	120%	2560 ± 10%

CHARACTERISTICS

Initial Insulation Resistance	1000MΩ 500VDC	
Dielectric Strength	Between coil and Contacts	4500VAC 1min.
	Between open contacts	1500VAC 1min.
Operate time (at nomi. Volt.)	20ms	
Release time (at nomi. Volt.)	10ms	
Shock Resistance	Functional	196 m/s ²
	Destructive	980 m/s ²
Vibration Resistance	DA: 1.5mm, 10 to 55Hz	
Ambient temperature	-25°C to +55°C TÜV: -25°C to +70°C	
Humidity	85%, +40°C	
Termination	PCB & QC	
Unit weight	Approx. 23g	
Construction	Dust Cover	



HONGFA RELAY
ISO9001/QS9000/ISO14000 CERTIFIED

ORDERING INFORMATION

JQX-102F /

P

012

Type

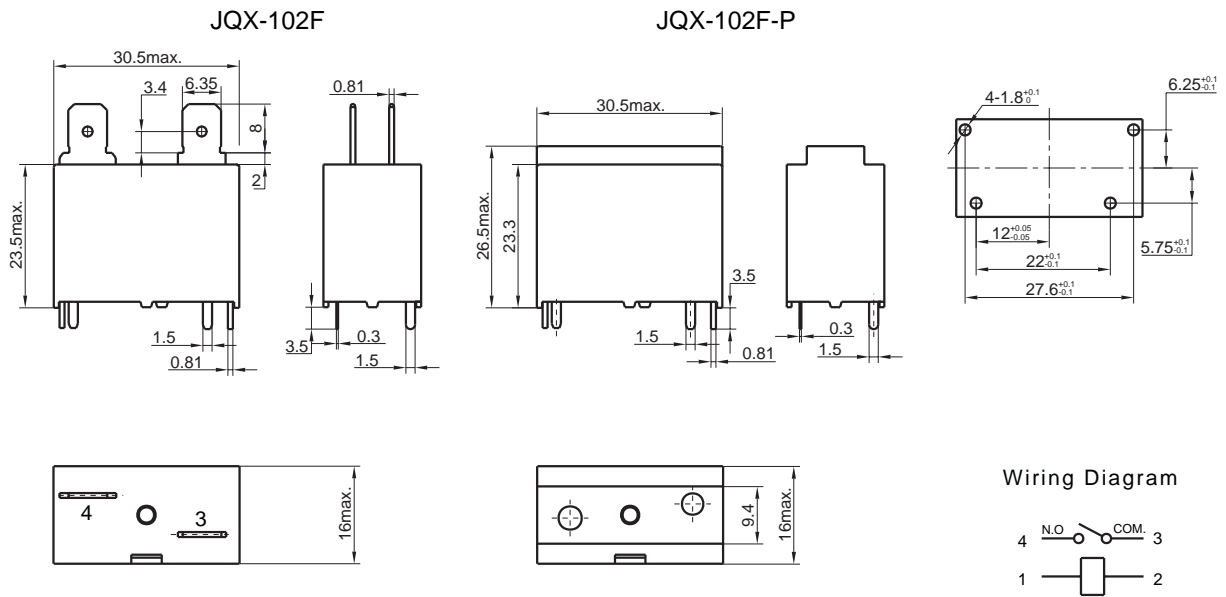
Termination P: PCB NIL: PCB & QC

Coil voltage 5, 12, 24, 48VDC

OUTLINE DIMENSIONS, WIRING DIAGRAM AND PC BOARD LAYOUT

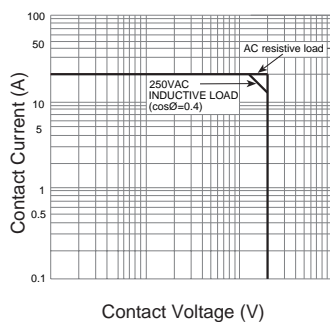
Outline Dimensions

PCB layout

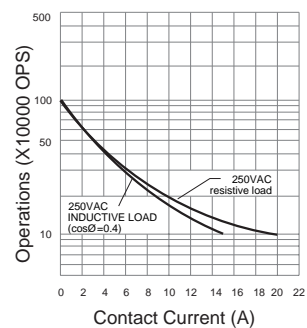


CHARACTERISTICS CURVE

MAXIMUM SWITCHING POWER



LIFE CURVE



X-ON Electronics

Largest Supplier of Electrical and Electronic Components

Click to view similar products for [General Purpose Relays](#) category:

Click to view products by [Hongfa](#) manufacturer:

Other Similar products are found below :

[PCN-105D3MH,000](#) [59641F200](#) [5JO-1000CD-SIL](#) [5X827E](#) [5X837F](#) [5X840F](#) [5X842F](#) [5X848E](#) [LY2N-AC120](#) [LY2S-AC220/240](#) [LY2-US-AC120](#) [LY2-US-DC24](#) [LY3-US-AC120](#) [LY4F-UA-DC12](#) [LY4F-UA-DC24](#) [LY4F-US-AC120](#) [LY4F-US-AC240](#) [LY4F-US-DC24](#) [LY4F-VD-AC110](#) [LYQ20DC12](#) [M115C60](#) [M115N010](#) [M115N0150](#) [603-12D](#) [60HE1-5DC](#) [60HE2S-12DC](#) [61211T0B4](#) [61212T400](#) [61222Q400](#) [61243B600](#) [61243C500](#) [61243Q400](#) [61311BOA2](#) [61311BOA6](#) [61311BOA8](#) [61311C0A2](#) [61311COA1](#) [61311COA6](#) [61311F0A2](#) [61311QOA1](#) [61311QOA4](#) [61311T0D6](#) [61311TOA6](#) [61311TOA7](#) [61311TOB3](#) [61311TOB4](#) [61311U0A6](#) [61312Q600](#) [61312T400](#) [61312T600](#)