

Features

- For surface mounted applications
- Low reverse leakage
- High forward surge current capability
- Glass passivated Standard rectifiers
- Meets MSL level 1, per J-STD-020, LF maximum peak of 260°C

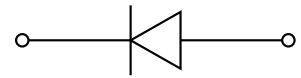
Applications

For use in general purpose rectification of power supplies, inverters, converters, and freewheeling diodes for consumer and telecommunication

Mechanical Data

- Case: SOD-123FL
Molding compound meets UL 94V-0 flammability rating, RoHS-compliant, halogen-free
- Terminals: Solder plated, solderable per MIL-STD-750, Method 2026
- Polarity: Cathode line denotes the cathode end

SOD-123FL



Maximum Ratings (Ta=25°C Unless otherwise specified)

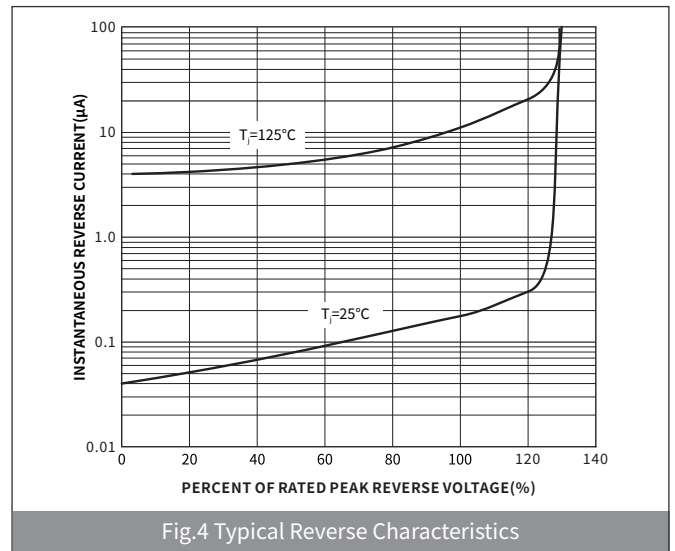
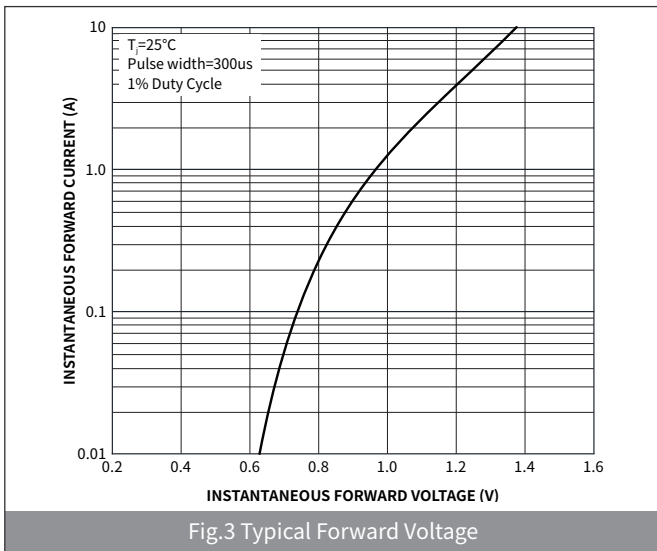
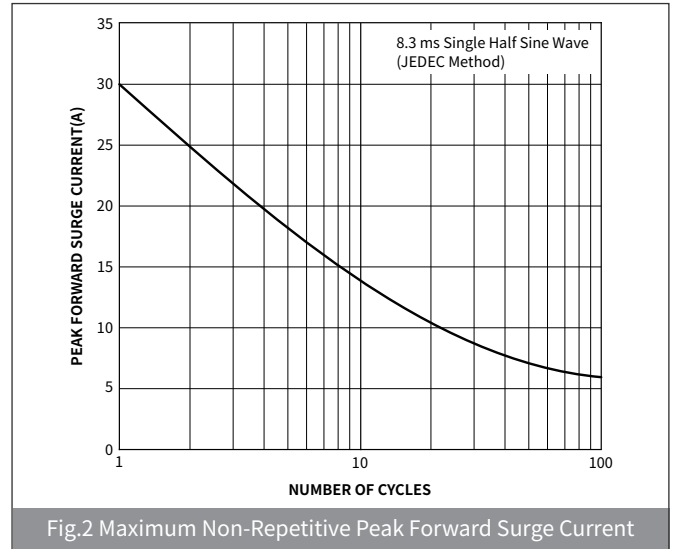
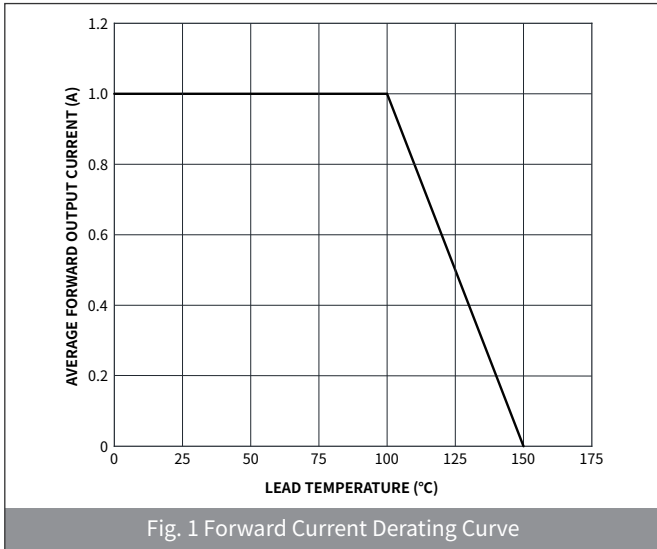
PARAMETER	SYMBOL	UNIT	1N4001W	1N4002W	1N4003W	1N4004W	1N4005W	1N4006W	1N4007W
Maximum Repetitive Peak Reverse Voltage	V_{RRM}	V	50	100	200	400	600	800	1000
Maximum RMS Voltage	V_{RMS}	V	35	70	140	280	420	560	700
Maximum DC blocking Voltage	V_{DC}	V	50	100	200	400	600	800	1000
Maximum Average Forward Rectified Current @60Hz sine wave, Resistance load, TL (Fig.1)	$I_{F(AV)}$	A	1.0						
Non-repetitive Peak Forward Surge Current @ t=8.3ms Half-sine wave	I_{FSM}	A	30						
Storage temperature	T_{stg}	°C	-55 ~ +150						
Junction temperature	T_j	°C	-55 ~ +150						
Typical Thermal Resistance	$R_{\theta J-A}^{(1)}$	°C /W	85						
	$R_{\theta J-L}^{(1)}$	°C /W	35						

Note : (1)Thermal resistance from junction to ambient and from junction to lead mounted on P.C.B.with 0.2"× 0.2"(5.0mm x5.0 mm) copper pad areas

Electrical Characteristics (Ta=25°C Unless otherwise specified)

PARAMETER	TEST CONDITIONS	SYMBOL	UNIT	1N4001W	1N4002W	1N4003W	1N4004W	1N4005W	1N4006W	1N4007W
Maximum instantaneous forward voltage	$I_F=1.0A$	V_F	V	1.0						
Maximum DC reverse current at rated DC blocking voltage	$V_{RM}=V_{RRM}$	I_R	μA	2.0						
				200						
Typical junction capacitance	4.0V DC, 1MHz	C_j	pF	18						

► **Ratings And Characteristics Curves** ($T_a=25^{\circ}\text{C}$ Unless otherwise specified)



▶ Ordering Information

PACKAGE	PACKAGE CODE	UNIT WEIGHT(g)	REEL(pcs)	BOX(pcs)	CARTON(pcs)	DELIVERY MODE
SOD-123FL	R1	0.0169	3000	45000	180000	7"

▶ Package Outline Dimensions (SOD-123FL)

Symbol	Dimensions			
	Millimeters		Inches	
	Min.	Max.	Min.	Max.
A	0.90	1.10	0.035	0.430
B	2.55	2.85	0.100	0.111
C	1.60	1.90	0.063	0.074
D	3.60	3.90	0.031	0.043
E	1.00	1.20	0.031	0.035
F	0.40	0.90	0.047	0.055
G	0.10	0.25	0.003	0.007

▶ Suggested Pad Layout

Symbol	Dimensions			
	Millimeters		Inches	
	Min.	Max.	Min.	Max.
J	1.00	-	0.040	-
K	-	1.90	-	0.074
M	1.50	-	0.059	-

X-ON Electronics

Largest Supplier of Electrical and Electronic Components

Click to view similar products for [Diodes - General Purpose, Power, Switching category](#):

Click to view products by [hongjiacheng manufacturer](#):

Other Similar products are found below :

[MMBD3004S-13-F](#) [1N3611](#) [NTE156A](#) [NTE6244](#) [1SS400CST2RA](#) [SDAA13](#) [SHN2D02FUTW1T1G](#) [1N4449](#) [1N456A](#) [1N914BTR](#)
[D291S45T](#) [BAS 16-02L E6327](#) [BAS 16-02V H6327](#) [BAS 21U E6327](#) [BAS 28 E6327](#) [BAW56DWQ-7-F](#) [BAW56M3T5G](#) [BAW75-TAP](#)
[MM230L-CAA](#) [IDW40E65D1](#) [JAN1N3600](#) [JAN1N4454UR-1](#) [SMMSD4148T3G](#) [BYW95B/A52A](#) [NSVDAN222T1G](#) [CDSZC01100-HF](#)
[BAV70HDW-7](#) [BAS28-7](#) [JANTX1N6640](#) [BAW56HDW-13](#) [BAS28 TR](#) [VS-HFA04SD60STR-M3](#) [1SS388-TP](#) [BAV99TQ-13-F](#)
[BAV99HDW-13](#) [1N4004](#) [MMDB30-E28X](#) [LS4148](#) [IDV15E65D2](#) [W0503RH200S0L](#) [W0503SH200S0L](#) [M0268SJ200NLF](#)
[M0268RJ200NLF](#) [S3MBF](#) [US1J](#) [DAN217U-TP](#) [SHV-06JNS-Q](#) [IDW30C65D1](#) [IDW80C65D1](#) [VS-HFA30TA60CSR-M3](#)