

► Features

- Fast Switching Device (TRR <4nS)
- Power Dissipation of 150mW
- High Stability and High Reliability
- Low reverse leakage

► Applications

Small signal switching
 Ultra high speed switching application

► Mechanical Data

- Case: SOT-23
 Molding compound meets UL 94V-0 flammability rating, RoHS-compliant, halogen-free
- Terminals: Solder plated, solderable per MIL-STD-750, Method 2026
- Polarity: Cathode line denotes the cathode end

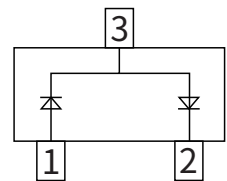
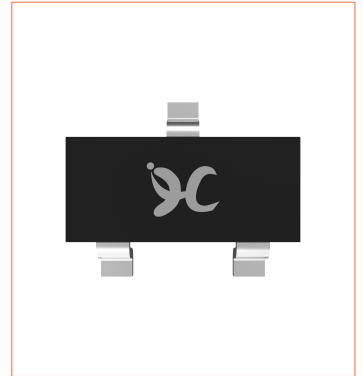
► Maximum Ratings (Ta=25°C Unless otherwise specified)

PARAMETER	SYMBOL	UNIT	VALUE
Non-Repetitive Peak reverse voltage	V_{RM}	V	85
Maximum repetitive peak reverse voltage	V_{RRM}	V	80
Maximum RMS Voltage	V_{RMS}	V	80
Reverse Breakdown voltage @ $I_R=100\mu A$	$V_{(BR)R}$	V	80
Maximum Average Forward Rectified Current	$I_{F(AV)}$	mA	100
Forward Continuous Current	I_{FM}	mA	300
Non-repetitive Peak Forward Surge Current @ $t=8.3ms$ Half-sine wave	I_{FSM}	A	2.0
Power Dissipation	P_d	mW	150
Storage temperature	T_{stg}	°C	-65 ~ +150
Junction temperature	T_j	°C	150
Typical Thermal Resistance	$R_{\theta J-A}$	°C /W	833

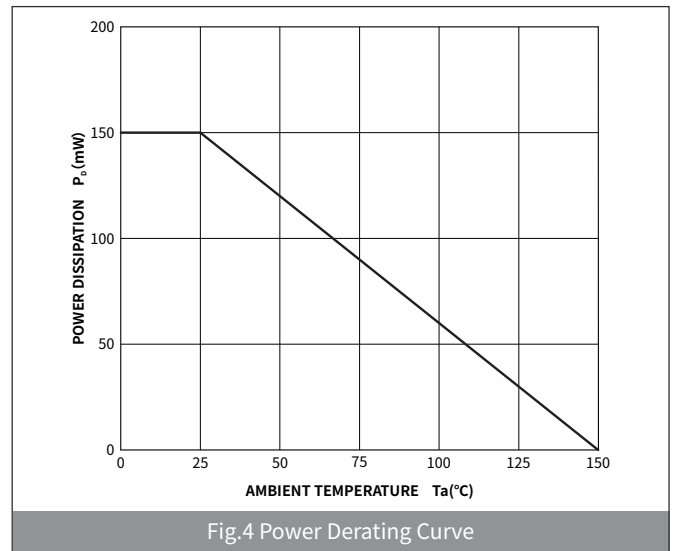
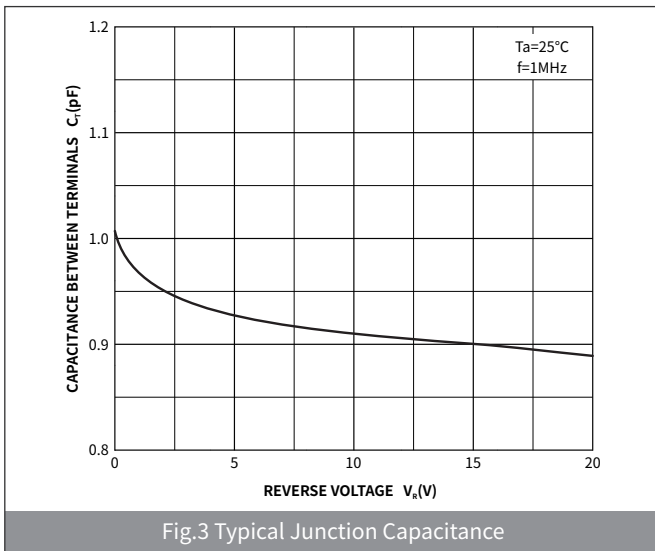
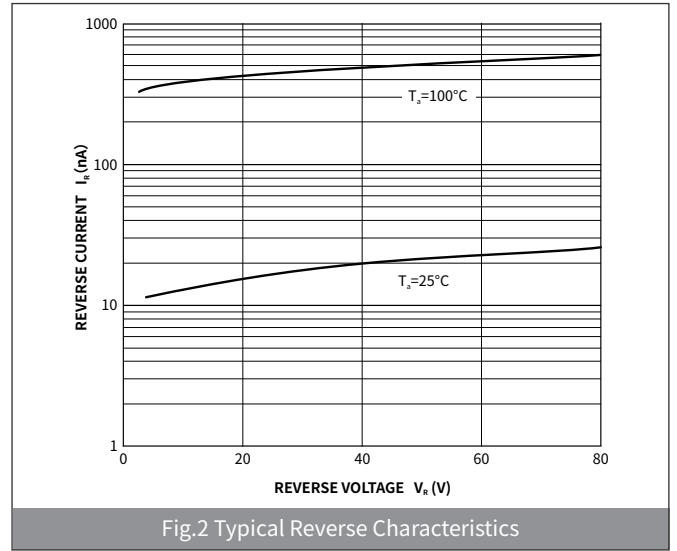
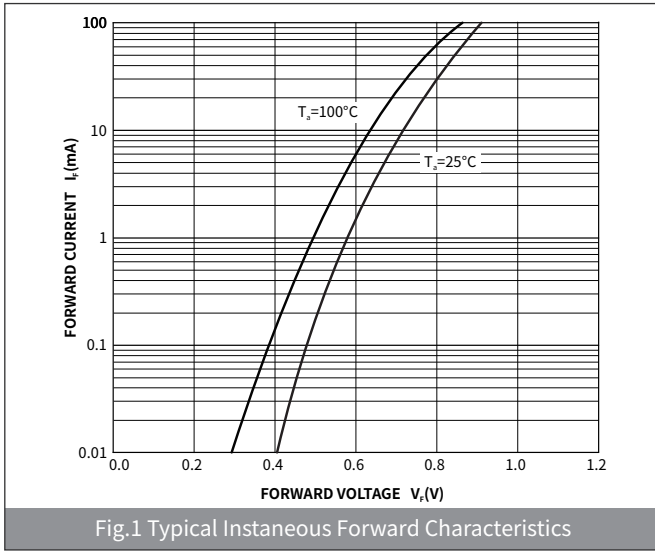
► Electrical Characteristics (Ta=25°C Unless otherwise specified)

PARAMETER	TEST CONDITIONS	SYMBOL	UNIT	Min	Max
Maximum instantaneous forward voltage	$I_F=1mA$	V_{F1}	V	—	0.715
	$I_F=10mA$	V_{F2}		—	0.855
	$I_F=100mA$	V_{F3}		—	1.00
Reverse Leakage Current	$V_R=80V$	I_R	μA	—	2.5
Total capacitance	$V_R=0V, f=1MHz$	C_T	pF	—	3.0
Maximum reverse recovery time	$I_F=10mA, I_{rr}=0.1 \times I_{R3}, R_L=100\Omega$	T_{rr}	ns	—	4.0

SOT-23



► **Ratings And Characteristics Curves** ($T_a=25^\circ\text{C}$ Unless otherwise specified)



▶ Ordering Information

PACKAGE	PACKAGE CODE	UNIT WEIGHT(g)	REEL(pcs)	BOX(pcs)	CARTON(pcs)	DELIVERY MODE
SOT-23	R1	0.008	3000	30000	120000	7"

▶ Package Outline Dimensions (SOT-23)

Symbol	Dimensions			
	Millimeters		Inches	
	Min.	Max.	Min.	Max.
A	0.90	1.15	0.035	0.045
A1	-	0.10	-	0.004
A2	0.90	1.05	0.035	0.041
b	0.30	0.50	0.012	0.020
c	0.10	0.20	0.004	0.008
D	2.80	3.00	0.110	0.118
E	1.20	1.40	0.047	0.055
E1	2.25	2.55	0.089	0.100
e	0.950TYP		0.037TYP	
e1	1.80	2.00	0.071	0.079
L	0.550REF		0.022REF	
L1	0.30	0.50	0.012	0.020
θ	-	8°	-	8°

▶ Suggested Pad Layout

Symbol	Dimensions			
	Millimeters		Inches	
	Min.	Max.	Min.	Max.
J	0.80	-	0.031	-
K	-	0.90	-	0.035
M	2.00	-	0.078	-
N	-	1.90	-	0.074

X-ON Electronics

Largest Supplier of Electrical and Electronic Components

Click to view similar products for [Diodes - General Purpose, Power, Switching category](#):

Click to view products by [hongjiacheng manufacturer](#):

Other Similar products are found below :

[MMBD3004S-13-F](#) [1N3611](#) [NTE156A](#) [NTE6244](#) [1SS400CST2RA](#) [SDAA13](#) [SHN2D02FUTW1T1G](#) [1N4449](#) [1N456A](#) [1N914BTR](#)
[D291S45T](#) [BAS 16-02L E6327](#) [BAS 16-02V H6327](#) [BAS 21U E6327](#) [BAS 28 E6327](#) [BAW56DWQ-7-F](#) [BAW56M3T5G](#) [BAW75-TAP](#)
[MM230L-CAA](#) [IDW40E65D1](#) [JAN1N3600](#) [JAN1N4454UR-1](#) [SMMSD4148T3G](#) [BYW95B/A52A](#) [NSVDAN222T1G](#) [CDSZC01100-HF](#)
[BAV70HDW-7](#) [BAS28-7](#) [JANTX1N6640](#) [BAW56HDW-13](#) [BAS28 TR](#) [VS-HFA04SD60STR-M3](#) [1SS388-TP](#) [BAV99TQ-13-F](#)
[BAV99HDW-13](#) [1N4004](#) [MMDB30-E28X](#) [LS4148](#) [IDV15E65D2](#) [W0503RH200S0L](#) [W0503SH200S0L](#) [M0268SJ200NLF](#)
[M0268RJ200NLF](#) [S3MBF](#) [US1J](#) [DAN217U-TP](#) [SHV-06JNS-Q](#) [IDW30C65D1](#) [IDW80C65D1](#) [VS-HFA30TA60CSR-M3](#)