

► Features

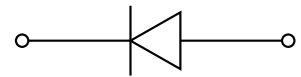
- $V_R=80V$
- $I_{F(AV)}=100mA$
- Power Dissipation of 250mW
- Fast switching speed
- Meets MSL level 1, per J-STD-020, LF maximum peak of 260°C

► Applications

For use in low voltage high frequency circuit signals.

► Mechanical Data

- Case: SOD-323
Molding compound meets UL 94V-0 flammability rating, RoHS-compliant, halogen-free
- Terminals: Solder plated, solderable per MIL-STD-750, Method 2026
- Polarity: Cathode line denotes the cathode end



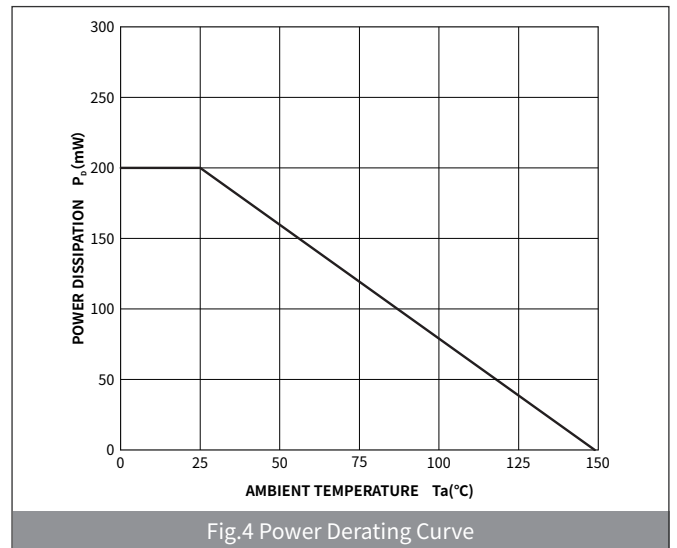
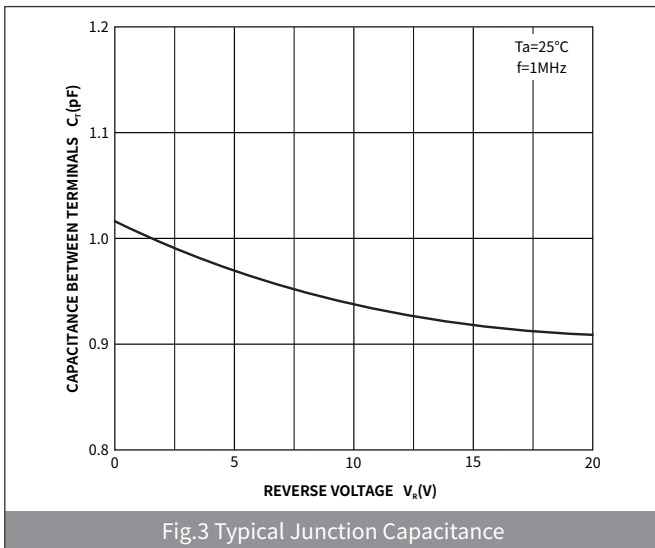
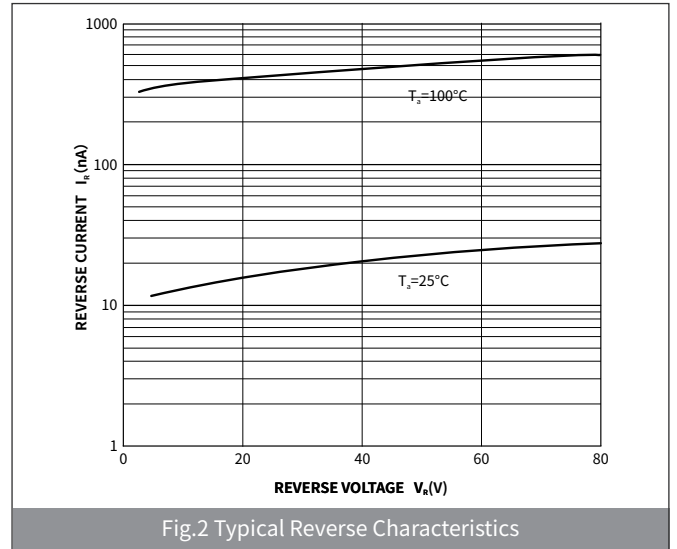
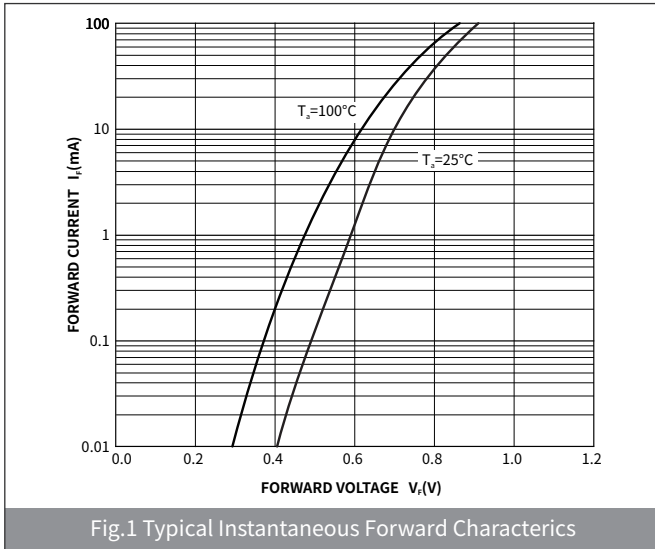
► Maximum Ratings (Ta=25°C Unless otherwise specified)

PARAMETER	SYMBOL	UNIT	VALUE
Non-Repetitive Peak Reverse Voltage	V_{RM}	V	90
Maximum repetitive peak reverse voltage	V_{RRM}	V	80
Maximum RMS Voltage	V_{RMS}	V	80
Reverse Breakdown voltage @ $I_R=0.1\mu A$	$V_{(BR)R}$	V	80
Maximum Average Forward Rectified Current	$I_{F(AV)}$	mA	100
Non-repetitive Peak Forward Current	I_{FM}	mA	225
Non-repetitive Peak Forward Surge Current @ $t=1s$	I_{FSM}	mA	500
Power Dissipation	P_d	mW	250
Storage temperature	T_{stg}	°C	-55 ~+150
Junction temperature	T_j	°C	150
Typical thermal resistance	$R_{\theta J-A}$	°C /W	625

► Electrical Characteristics (Ta=25°C Unless otherwise specified)

PARAMETER	TEST CONDITIONS	SYMBOL	UNIT	Min	Max
Maximum instantaneous forward voltage	$I_F=100mA$	V_F	V	—	1.2
Reverse Leakage Current	$V_R=80V$	I_R	μA	—	0.1
Total capacitance	$V_R=0.5V, f=1MHz$	C_T	pF	—	3.0
Maximum reverse recovery time	$I_F=I_R=10mA, V_R=6V$ $I_{rr}=0.1 \times I_R, R_L=100\Omega$	T_{rr}	ns	—	4.0

► **Ratings And Characteristics Curves** ($T_a=25^\circ\text{C}$ Unless otherwise specified)



▶ Ordering Information

PACKAGE	PACKAGE CODE	UNIT WEIGHT(g)	REEL(pcs)	BOX(pcs)	CARTON(pcs)	DELIVERY MODE
SOD-323	R1	0.0048	3000	30000	120000	7"

▶ Package Outline Dimensions (SOD-323)

Symbol	Dimensions			
	Millimeters		Inches	
	Min.	Max.	Min.	Max.
A	1.60	1.80	0.063	0.071
B	0.25	0.40	0.010	0.016
C	2.30	2.80	0.091	0.110
D	0.80	1.10	0.031	0.043
D ₁	0.80	0.90	0.031	0.035
E	1.20	1.40	0.047	0.055
F	0.08	0.18	0.003	0.007
L	0.475REF		0.019REF	
L ₁	0.25	0.40	0.010	0.016
H	-	0.14	-	0.006

▶ Suggested Pad Layout

Symbol	Dimensions			
	Millimeters		Inches	
	Min.	Max.	Min.	Max.
J	0.80	-	0.031	-
K	-	1.40	-	0.055
M	0.80	-	0.031	-

X-ON Electronics

Largest Supplier of Electrical and Electronic Components

Click to view similar products for [Diodes - General Purpose, Power, Switching category](#):

Click to view products by [hongjiacheng manufacturer](#):

Other Similar products are found below :

[MMBD3004S-13-F](#) [1N3611](#) [NTE156A](#) [NTE6244](#) [1SS400CST2RA](#) [SDAA13](#) [SHN2D02FUTW1T1G](#) [1N4449](#) [1N456A](#) [1N914BTR](#)
[D291S45T](#) [BAS 16-02L E6327](#) [BAS 16-02V H6327](#) [BAS 21U E6327](#) [BAS 28 E6327](#) [BAW56DWQ-7-F](#) [BAW56M3T5G](#) [BAW75-TAP](#)
[MM230L-CAA](#) [IDW40E65D1](#) [JAN1N3600](#) [JAN1N4454UR-1](#) [SMMSD4148T3G](#) [BYW95B/A52A](#) [NSVDAN222T1G](#) [CDSZC01100-HF](#)
[BAV70HDW-7](#) [BAS28-7](#) [JANTX1N6640](#) [BAW56HDW-13](#) [BAS28 TR](#) [VS-HFA04SD60STR-M3](#) [1SS388-TP](#) [BAV99TQ-13-F](#)
[BAV99HDW-13](#) [1N4004](#) [MMDB30-E28X](#) [LS4148](#) [IDV15E65D2](#) [W0503RH200S0L](#) [M0268SJ200NLF](#) [M0268RJ200NLF](#) [S3MBF](#) [US1J](#)
[DAN217U-TP](#) [SHV-06JNS-Q](#) [IDW30C65D1](#) [IDW80C65D1](#) [VS-HFA30TA60CSR-M3](#) [M1MA152WAT1](#)