

SOT-23 Plastic-Encapsulate Transistors

● Features

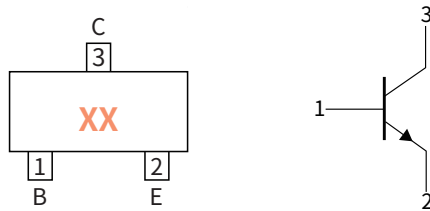
- Power dissipation of 200mW
- High stability and high reliability
- Meets MSL level 1, per J-STD-020, LF maximum peak of 260°C

● Mechanical Data

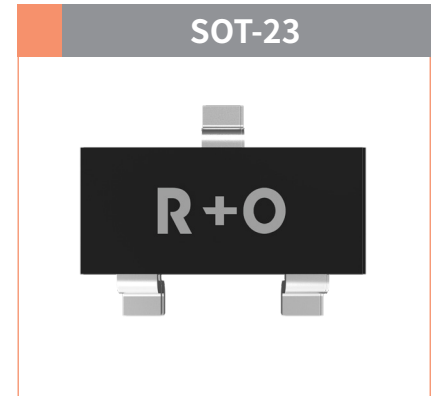
- Case: SOT-23
Molding compound meets UL 94V-0 flammability rating, RoHS-compliant, halogen-free
- Terminals: Solder plated, solderable per MIL-STD-750, Method 2026

● Function Diagram

XX = Device Code
R23 = 2SC3356-R23
R24 = 2SC3356-R24
R25 = 2SC3356-R25



Collector-Base Voltage
VCBO 20V
Collector Current
0.1 Ampere



● Maximum Ratings (Ta=25°C Unless otherwise specified)

PARAMETER	SYMBOL	UNIT	VALUE
Collector-Base Voltage	V_{CB0}	V	20
Collector-Emitter Voltage	V_{CE0}		12
Emitter-Base Voltage	V_{EB0}		3.0
Collector Current	I_C	A	0.1
Collector Power Dissipation	P_C	mW	200
Storage temperature	T_{stg}	°C	-55 ~+150
Junction temperature	T_j	°C	-55 ~+150
Typical Thermal Resistance	$R_{\theta J-A}$	°C /W	625

● Electrical Characteristics (Ta=25°C Unless otherwise noted)

PARAMETER	SYMBOL	UNIT	Condition	Min	Max
Collector-Base Breakdown Voltage	$V_{(BR)CBO}$	V	$I_C=100\mu A, I_E=0$	20	—
Collector-Emitter Breakdown Voltage	$V_{(BR)CEO}$		$I_C=1.0mA, I_B=0$	12	—
Emitter-Base Breakdown Voltage	$V_{(BR)EBO}$		$I_E=100\mu A, I_C=0$	3.0	—
Collector-Base cut-off current	I_{CBO}	μA	$V_{CB}=10V, I_E=0$	—	1.0
Emitter-Base cut-off current	I_{EBO}		$V_{EB}=1.0V, I_C=0$	—	1.0
DC Current Gain	h_{FE}	—	$I_C=20mA, V_{CE}=10V$	50	250
Collector-Emitter Saturation Voltage	$V_{CE(sat)}$	V	$I_C=50mA, I_B=5.0mA$	—	0.3
Base-Emitter Saturation Voltage	$V_{BE(sat)}$	V	$I_C=50mA, I_B=5.0mA$	—	1.2

● Classification Of h_{FE}

RANK	R23	R24	R25
Range	50-100	80-160	125-250

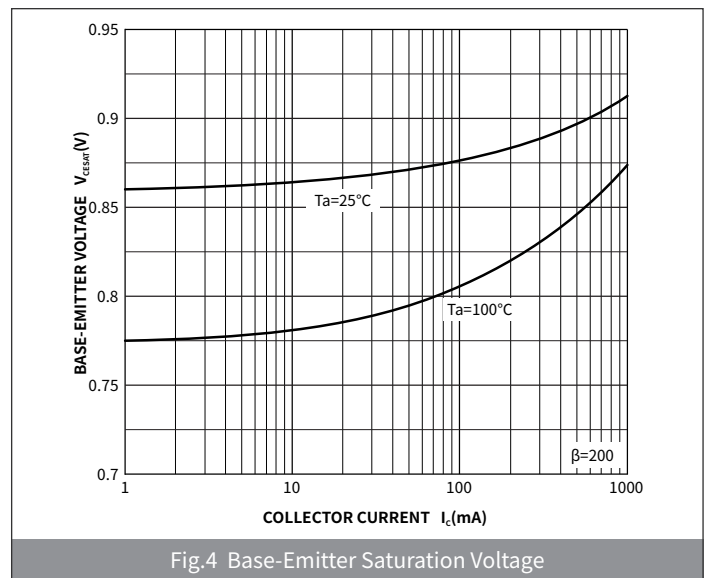
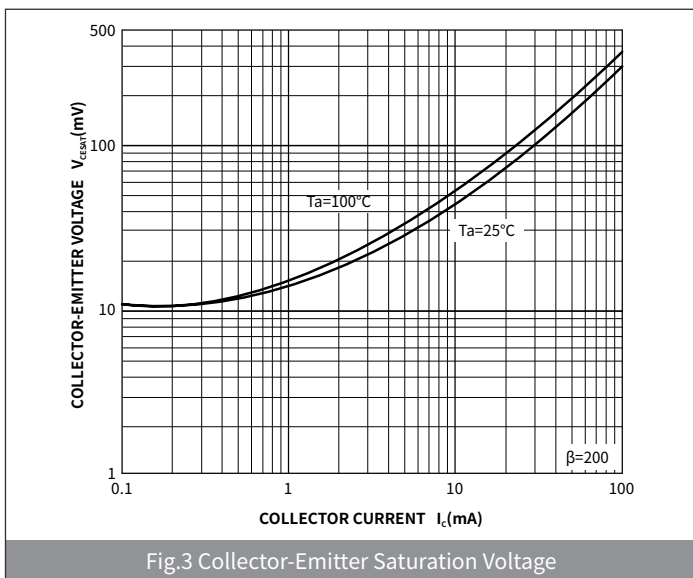
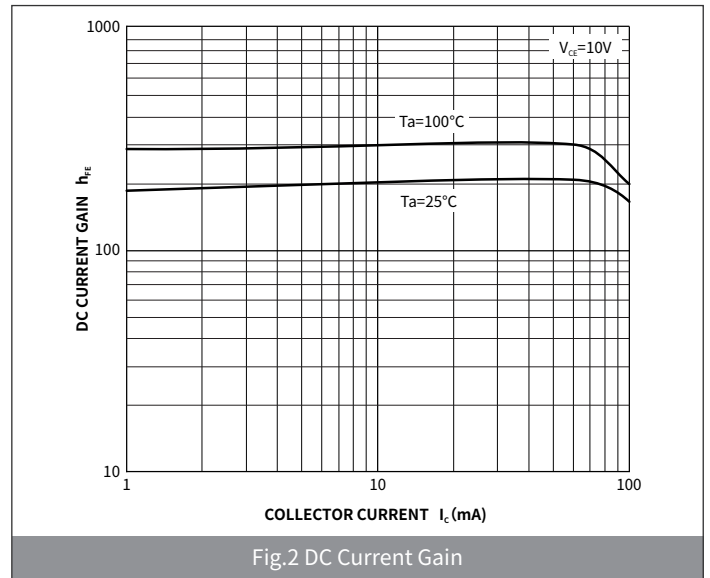
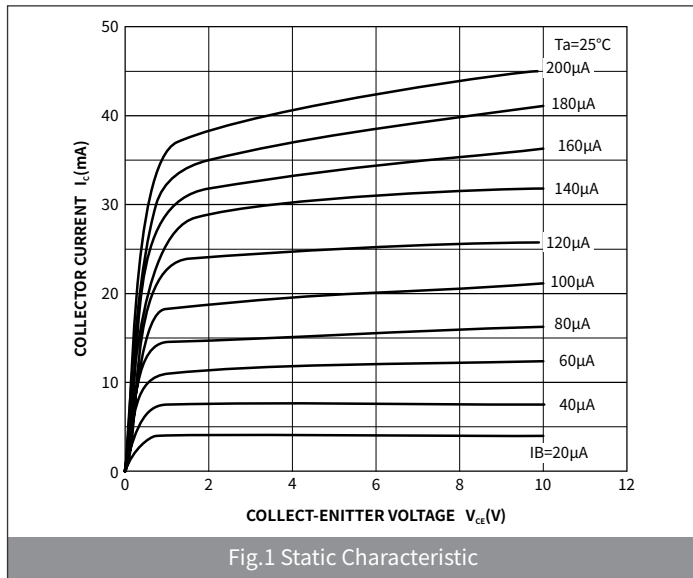
● Small-signal Characteristics

ITEM	SYMBOL	Condition	UNIT	Min	Typ	Max
Transition frequency	f_T	$I_C = 20\text{mA}, V_{CE} = 10\text{V}$	MHz	—	7000	—

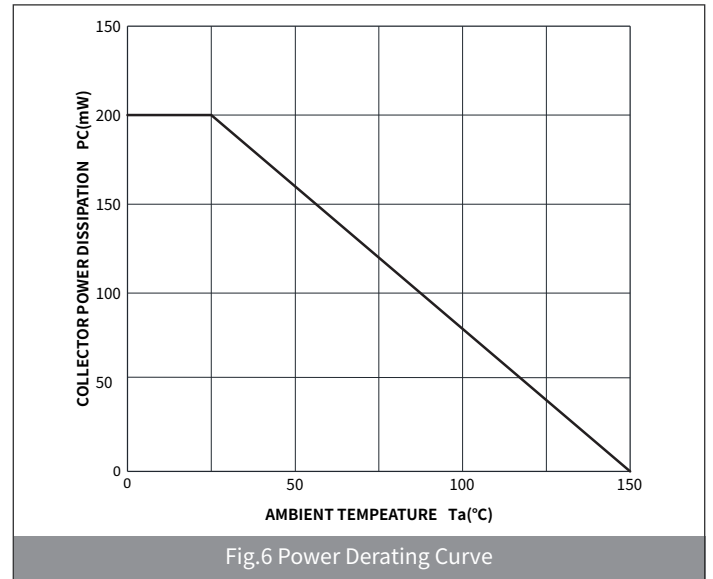
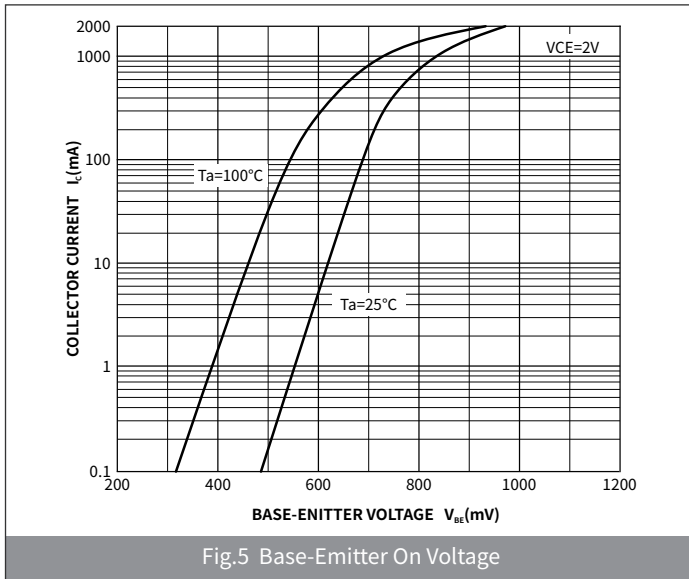
● Ordering Information

PACKAGE	PACKAGE CODE	UNIT WEIGHT(g)	REEL(pcs)	BOX(pcs)	CARTON(pcs)	DELIVERY MODE
SOT-23	R1	0.008	3000	45000	180000	7"

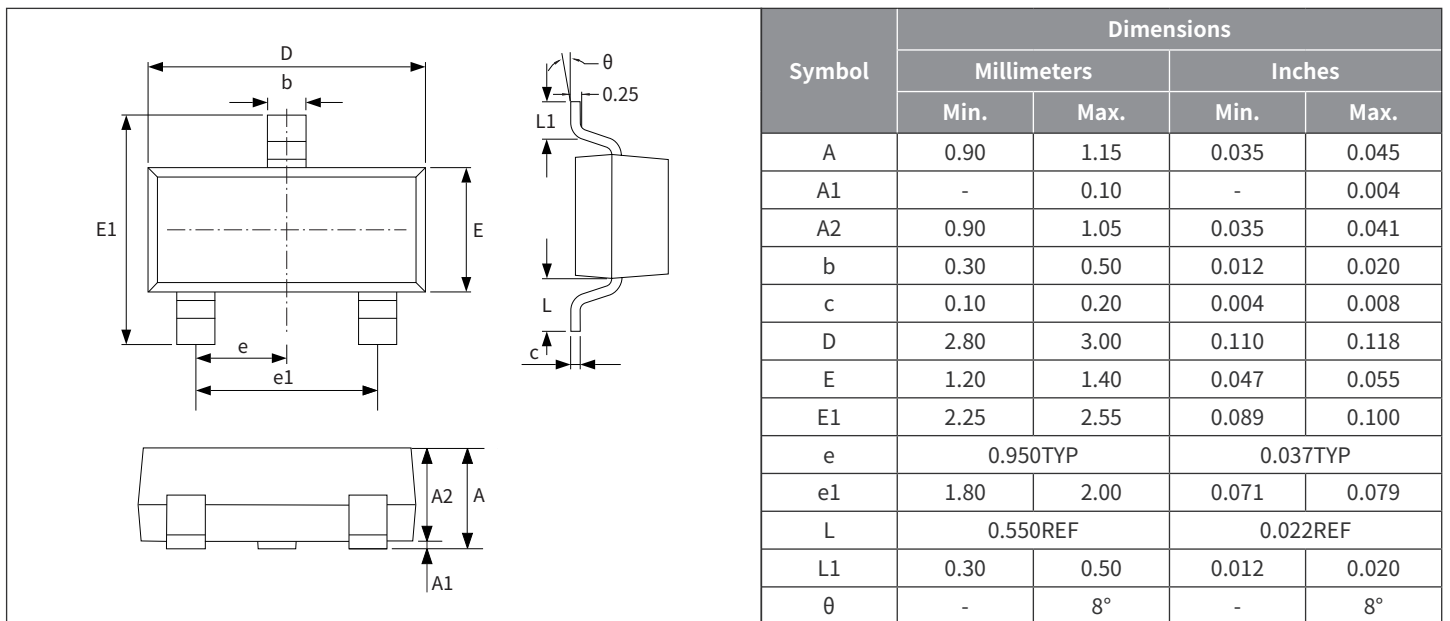
● Ratings And Characteristics Curves (Ta=25°C Unless otherwise specified)



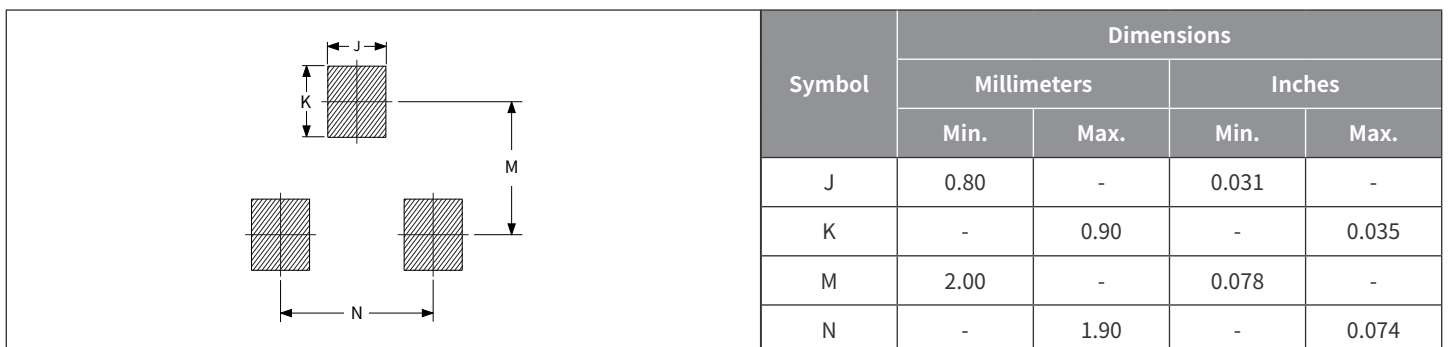
● Ratings And Characteristics Curves (Ta=25°C Unless otherwise specified)



● Package Outline Dimensions (SOT-23)



● Suggested Pad Layout



X-ON Electronics

Largest Supplier of Electrical and Electronic Components

Click to view similar products for [Bipolar Transistors - BJT category](#):

Click to view products by [hongjiacheng manufacturer](#):

Other Similar products are found below :

[BC559C](#) [MCH4017-TL-H](#) [MMBT-2369-TR](#) [BC546/116](#) [NJVMJD148T4G](#) [NTE16](#) [NTE195A](#) [IMX9T110](#) [2N4401-A](#) [2N6728](#) [2SA1419T-TD-H](#) [2SB1204S-TL-E](#) [2SC5488A-TL-H](#) [FMC5AT148](#) [2N2369ADCSM](#) [2N2907A](#) [2N3904-NS](#) [2N5769](#) [2SC4618TLN](#) [CPH6501-TL-E](#) [BC856BW-13-F](#) [US6T6TR](#) [BAX18/A52R](#) [BC556/112](#) [IMZ2AT108](#) [MMST8098T146](#) [MCH6102-TL-E](#) [BC846B-13-F](#) [2N3879](#) [30A02MH-TL-E](#) [NTE13](#) [NTE282](#) [NTE323](#) [NTE350](#) [NTE81](#) [JANTX2N2920L](#) [JANSR2N2907AUB](#) [CMLT3946EG TR](#) [SNSS40600CF8T1G](#) [CMLT3906EG TR](#) [GRP-DATA-JANS2N2907AUB](#) [GRP-DATA-JANS2N2222AUA](#) [MMDT3946FL3-7](#) [2N4240](#) [JANS2N3019](#) [MSB30KH-13](#) [2N2221AUB](#) [2SD1815T-TL-E](#) [2N6678](#) [2N2907Ae4](#)