
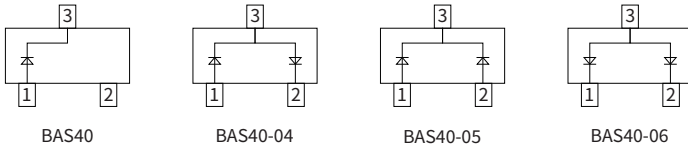


Features

SOT-23

- High Current Capability
- Low Forward Voltage Drop
- Extremely Fast Switching Speed
- Meets MSL level 1, per J-STD-020, LF maximum peak of 260°C



Mechanical Data

- Case: SOT-23
Molding compound meets UL 94V-0 flammability rating, RoHS-compliant, halogen-free
- Terminals: Solder plated, solderable per MIL-STD-750, Method 2026
- Polarity: Cathode line denotes the cathode end

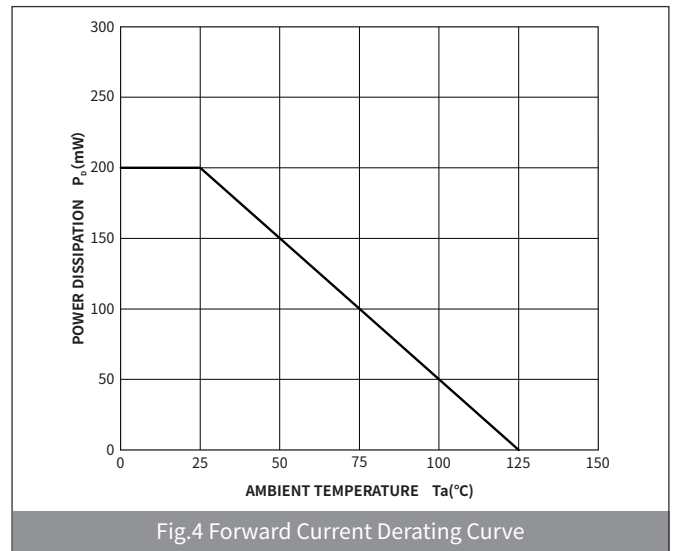
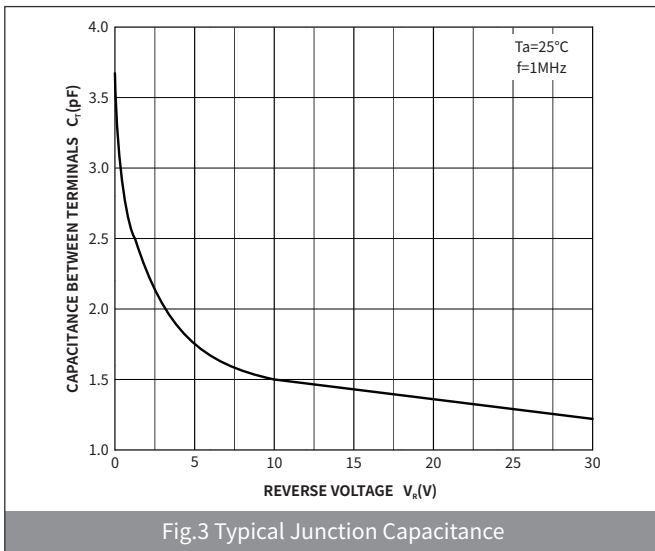
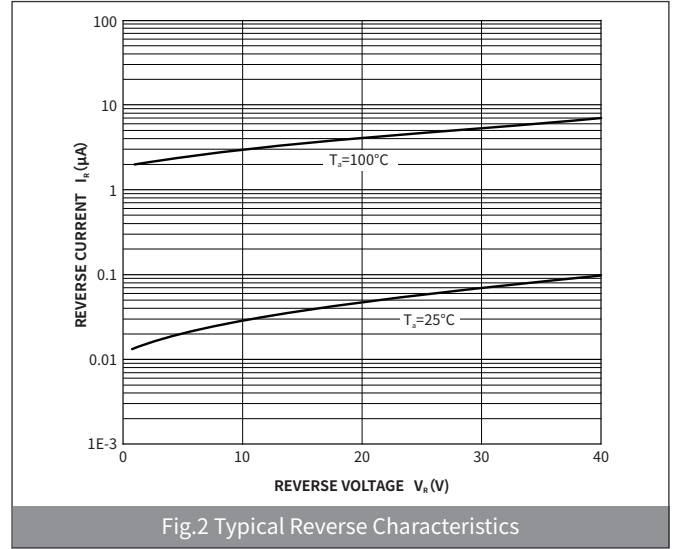
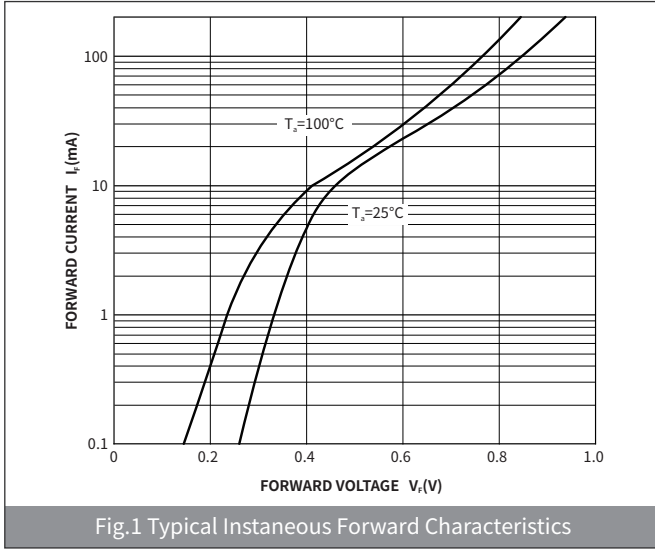
Maximum Ratings (Ta=25°C Unless otherwise specified)

PARAMETER	SYMBOL	UNIT	VALUE
Maximum repetitive peak reverse voltage	V_{RRM}	V	40
Working peak reverse voltage	V_{RWM}	V	40
Reverse Breakdown voltage @ $I_R=10\mu A$	$V_{(BR)R}$	V	40
Average forward current	$I_{F(AV)}$	mA	200
Non-repetitive Peak Forward Surge Current @ $t=8.3ms$ Half-sine wave	I_{FSM}	mA	600
Power Dissipation	P_d	mW	200
Storage temperature	T_{stg}	°C	-50 ~+150
Junction temperature	T_j	°C	125
Typical thermal resistance	$R_{\theta J-A}$	°C /W	500

Electrical Characteristics (Ta=25°C Unless otherwise specified)

PARAMETER	TEST CONDITIONS	SYMBOL	UNIT	Min	Typ	Max
Maximum forward voltage	$I_F = 1mA$	V_{F1}	V	—	—	0.38
	$I_F = 40mA$	V_{F2}		—	—	1.0
Maximum reverse current	$V_R=30V$	I_R	μA	—	—	0.2
Type junction capacitance	$V_R = 0V, f = 1MHz$	C_j	pF	—	—	5.0
Reverse Recovery time	$I_F=I_R=10mA$ $I_{rr}=1 \times I_R, R_L=100\Omega$	t_{rr}	ns	—	—	5.0

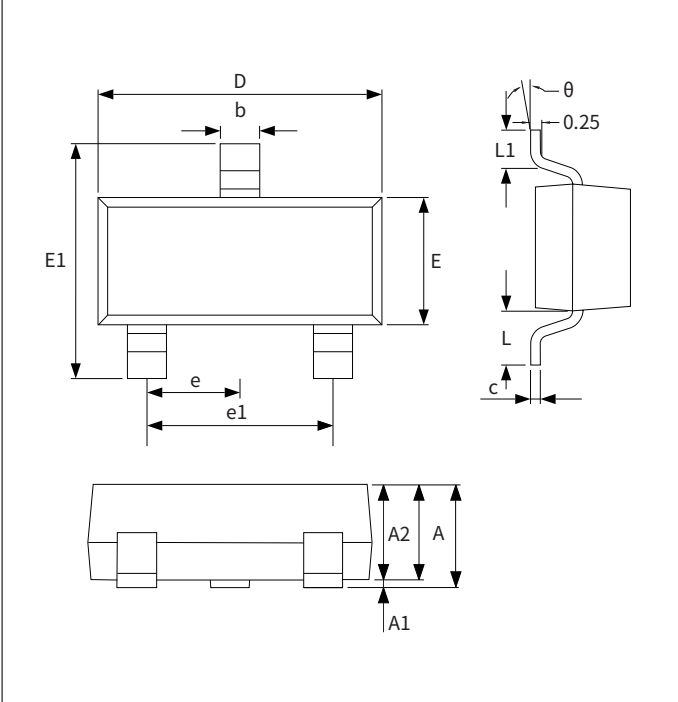
► Ratings And Characteristics Curves (Ta=25°C Unless otherwise specified)



Ordering Information

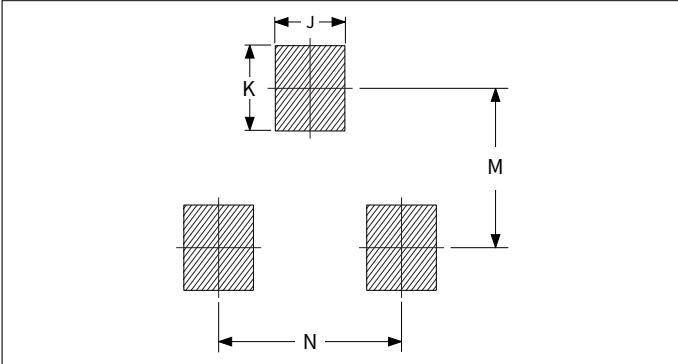
PACKAGE	PACKAGE CODE	UNIT WEIGHT(g)	REEL(pcs)	BOX(pcs)	CARTON(pcs)	DELIVERY MODE
SOT-23	R1	0.008	3000	30000	120000	7"

Package Outline Dimensions (SOT-23)



Symbol	Dimensions			
	Millimeters		Inches	
	Min.	Max.	Min.	Max.
A	0.90	1.15	0.035	0.045
A1	-	0.10	-	0.004
A2	0.90	1.05	0.035	0.041
b	0.30	0.50	0.012	0.020
c	0.10	0.20	0.004	0.008
D	2.80	3.00	0.110	0.118
E	1.20	1.40	0.047	0.055
E1	2.25	2.55	0.089	0.100
e	0.950TYP		0.037TYP	
e1	1.80	2.00	0.071	0.079
L	0.550REF		0.022REF	
L1	0.30	0.50	0.012	0.020
θ	-	8°	-	8°

Suggested Pad Layout



Symbol	Dimensions			
	Millimeters		Inches	
	Min.	Max.	Min.	Max.
J	0.80	-	0.031	-
K	-	0.90	-	0.035
M	2.00	-	0.078	-
N	-	1.90	-	0.074

X-ON Electronics

Largest Supplier of Electrical and Electronic Components

Click to view similar products for [Schottky Diodes & Rectifiers](#) category:

Click to view products by [hongjiacheng](#) manufacturer:

Other Similar products are found below :

[MA4E2039](#) [MMBD301M3T5G](#) [RB160M-50TR](#) [D83C](#) [BAS16E6433HTMA1](#) [BAS 3010S-02LRH E6327](#) [BAT 54-02LRH E6327](#)
[NRVBAF360T3G](#) [NSR05F40QNXT5G](#) [NTE555](#) [JANS1N6640](#) [SS3003CH-TL-E](#) [GA01SHT18](#) [CRS10I30A\(TE85L,QM](#) [MBRA140TRPBF](#)
[MBRB30H30CT-1G](#) [BAT 15-04R E6152](#) [JANTX1N5712-1](#) [DMJ3940-000](#) [SB007-03C-TB-E](#) [NRVBB20100CTT4G](#) [NRVBM120LT1G](#)
[NTSB30U100CT-1G](#) [CRG04\(T5L,TEMQ\)](#) [ACDBA1100LR-HF](#) [ACDBA1200-HF](#) [ACDBA240-HF](#) [ACDBA3100-HF](#) [CDBQC0530L-HF](#)
[ACDBA260LR-HF](#) [ACDBA1100-HF](#) [10BQ015-M3/5BT](#) [NRVBM120ET1G](#) [VSSB410S-M3/5BT](#) [1N5819T-G](#) [PDS1040Q-13](#) [B160BQ-13-F](#)
[SDM05U20CSP-7](#) [BAS 70-07 E6433](#) [B140S1F-7](#) [HSM560Je3/TR13](#) [DDB2265-000](#) [ZHCS506QTA](#) [HSM190Je3/TR13](#) [B330AF-13](#)
[ACDBUC0230-HF](#) [SDM1U100S1F-7](#) [MBR10200CTF-G1](#) [CDLL5712](#) [DMF2822-000](#)