

## ► Features

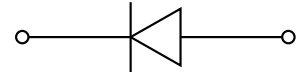
- $V_R=75V$
- $I_{F(AV)}=250mA$
- Power Dissipation of 150mW
- Fast switching speed
- Meets MSL level 1, per J-STD-020, LF maximum peak of 260°C

## ► Applications

For use in low voltage high frequency circuit signals.

## ► Mechanical Data

- Case: SOD-523  
Molding compound meets UL 94V-0 flammability rating, RoHS-compliant, halogen-free
- Terminals: Solder plated, solderable per MIL-STD-750, Method 2026
- Polarity: Cathode line denotes the cathode end

**SOD-523**


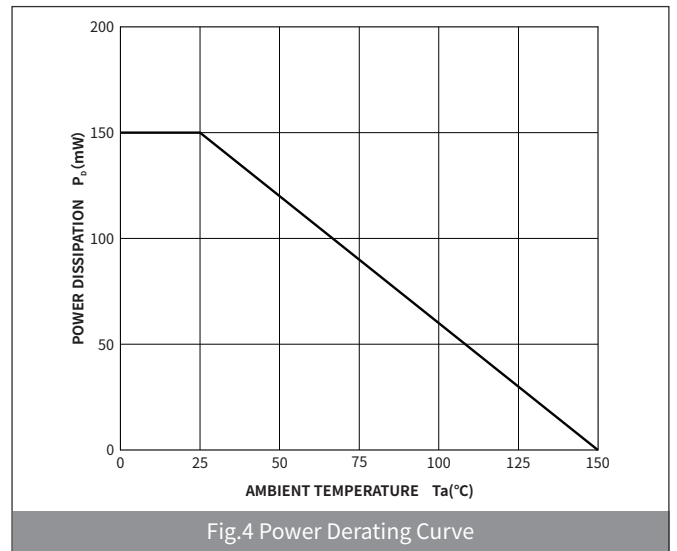
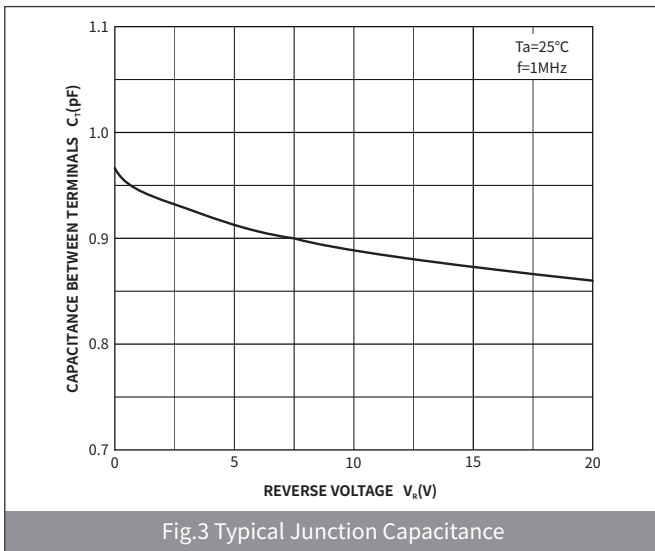
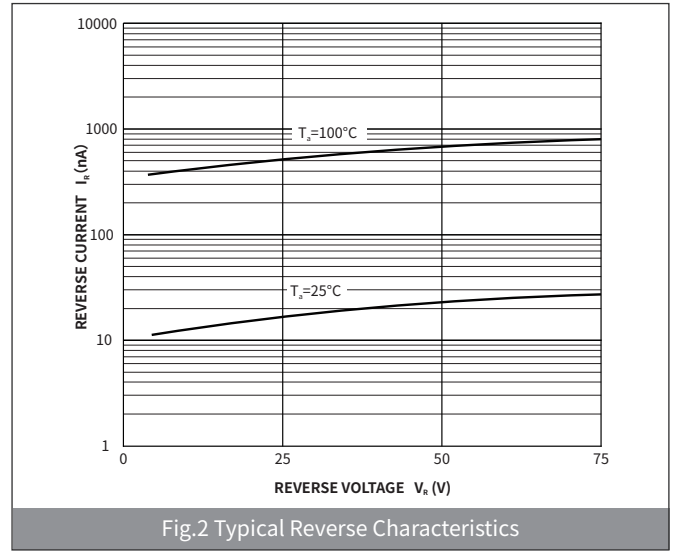
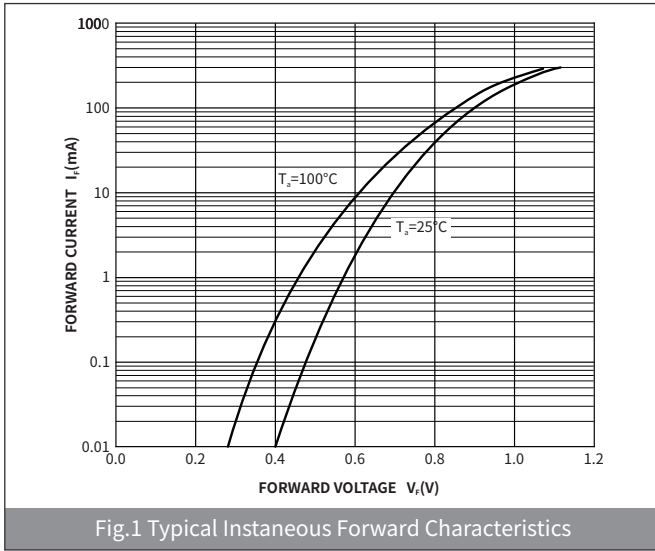
## ► Maximum Ratings (Ta=25°C Unless otherwise specified)

PARAMETER	SYMBOL	UNIT	VALUE
Non-Repetitive Peak Reverse Voltage	$V_{RM}$	V	100
Maximum repetitive peak reverse voltage	$V_{RRM}$	V	75
Maximum RMS Voltage	$V_{RMS}$	V	75
Reverse Breakdown voltage @ $I_R=100\mu A$	$V_{(BR)R}$	V	75
Maximum Average Forward Rectified Current	$I_{F(AV)}$	mA	250
Repetitive peak forward current	$I_{FRM}$	mA	500
Non-Repetitive Peak forward surge current @ $t_p=1.0\mu s$	$I_{FSM}$	A	2.0
Non-Repetitive Peak forward surge current @ $t_p=1.0s$			1.0
Power Dissipation	$P_d$	mW	150
Storage temperature	$T_{stg}$	°C	-55 ~+150
Junction temperature	$T_j$	°C	-55 ~+150
Typical thermal resistance	$R_{\theta J-A}$	°C /W	833

## ► Electrical Characteristics (Ta=25°C Unless otherwise specified)

PARAMETER	TEST CONDITIONS	SYMBOL	UNIT	Min	Max
Maximum instantaneous forward voltage	$I_F=1mA$	$V_F$	V	—	0.715
	$I_F=10mA$			—	0.855
	$I_F=50mA$			—	1.00
	$I_F=150mA$			—	1.25
Reverse Leakage Current	$V_R=25V$	$I_{R1}$	nA	—	30.0
	$V_R=75V$	$I_{R2}$	$\mu A$	—	1.0
Total capacitance	$V_R=0V, f=1MHz$	$C_T$	pF	—	1.0
Maximum reverse recovery time	$I_F=I_R=10mA, I_{rr}=0.1 \times I_R, R_L=100\Omega$	$T_{rr}$	ns	—	4.0

► **Ratings And Characteristics Curves** ( $T_a=25^\circ\text{C}$  Unless otherwise specified)



**▶ Ordering Information**

PACKAGE	PACKAGE CODE	UNIT WEIGHT(g)	REEL(pcs)	BOX(pcs)	CARTON(pcs)	DELIVERY MODE
SOD-523	R1	0.002	3000	45000	180000	7"

**▶ Package Outline Dimensions (SOD-523)**

Symbol	Dimensions			
	Millimeters		Inches	
	Min	Max	Min	Max
A	1.10	1.30	0.044	0.052
B	0.25	0.35	0.01	0.014
C	1.50	1.70	0.06	0.068
D	0.50	0.70	0.02	0.028
E	0.70	0.90	0.028	0.036
F	0.05	0.20	0.002	0.008

**▶ Suggested Pad Layout**

Symbol	Dimensions			
	Millimeters		Inches	
	Min.	Max.	Min.	Max.
J	0.60	-	0.023	-
K	-	1.10	-	0.042
M	0.80	-	0.031	-

## X-ON Electronics

Largest Supplier of Electrical and Electronic Components

*Click to view similar products for [Diodes - General Purpose, Power, Switching category](#):*

*Click to view products by [hongjiacheng manufacturer](#):*

Other Similar products are found below :

[MMBD3004S-13-F](#) [1N3611](#) [NTE156A](#) [NTE6244](#) [1SS400CST2RA](#) [SDAA13](#) [SHN2D02FUTW1T1G](#) [1N4449](#) [1N456A](#) [1N914BTR](#)  
[D291S45T](#) [BAS 16-02L E6327](#) [BAS 16-02V H6327](#) [BAS 21U E6327](#) [BAS 28 E6327](#) [BAW56DWQ-7-F](#) [BAW56M3T5G](#) [BAW75-TAP](#)  
[MM230L-CAA](#) [IDW40E65D1](#) [JAN1N3600](#) [JAN1N4454UR-1](#) [SMMSD4148T3G](#) [BYW95B/A52A](#) [NSVDAN222T1G](#) [CDSZC01100-HF](#)  
[BAV70HDW-7](#) [BAS28-7](#) [JANTX1N6640](#) [BAW56HDW-13](#) [BAS28 TR](#) [VS-HFA04SD60STR-M3](#) [1SS388-TP](#) [BAV99TQ-13-F](#)  
[BAV99HDW-13](#) [1N4004](#) [MMDB30-E28X](#) [LS4148](#) [IDV15E65D2](#) [W0503RH200S0L](#) [M0268SJ200NLF](#) [M0268RJ200NLF](#) [S3MBF](#) [US1J](#)  
[DAN217U-TP](#) [SHV-06JNS-Q](#) [IDW30C65D1](#) [IDW80C65D1](#) [VS-HFA30TA60CSR-M3](#) [M1MA152WAT1](#)