

SOT-23 Fast Switching Diodes

Features

- $V_R=70V$
- $I_{F(AV)}=200mA$
- Extremely Fast Switching Speed
- Surface mount package ideally suited for automatic insertion
- Meets MSL level 1, per J-STD-020, LF maximum peak of 260°C

Applications

- For General Purpose Switching Applications

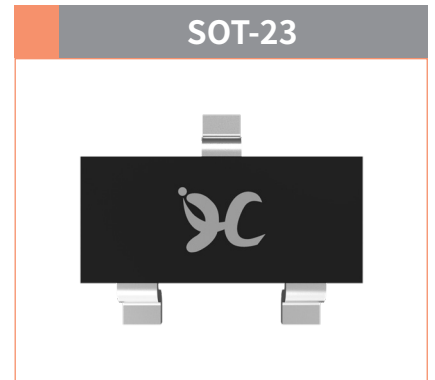
Mechanical Data

- Case: SOT-23
Molding compound meets UL 94V-0 flammability rating, RoHS-compliant, halogen-free
- Terminals: Solder plated, solderable per MIL-STD-750, Method 2026
- Polarity: Cathode line denotes the cathode end

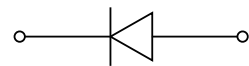
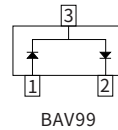
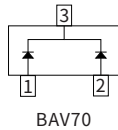
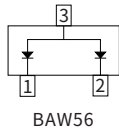
Function Diagram

Reverse Voltage
70 V

Forward Current
0.2 Ampere



Marking:
BAW56:A1
BAV70:A4
BAV99:A7



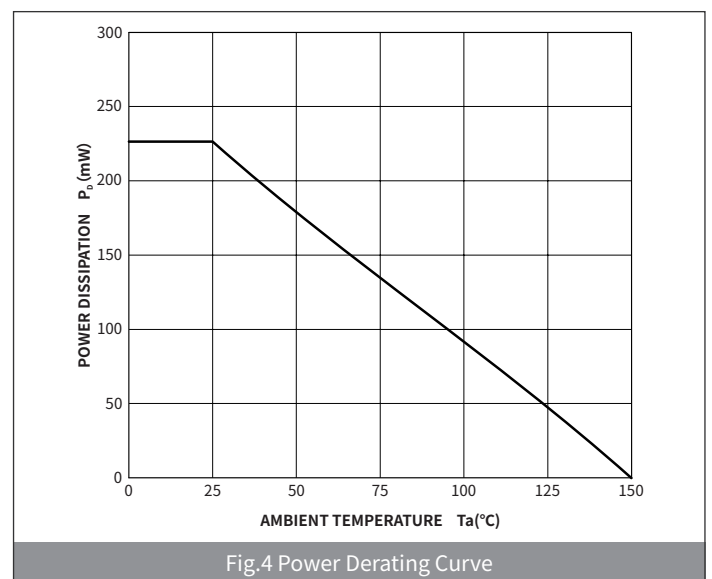
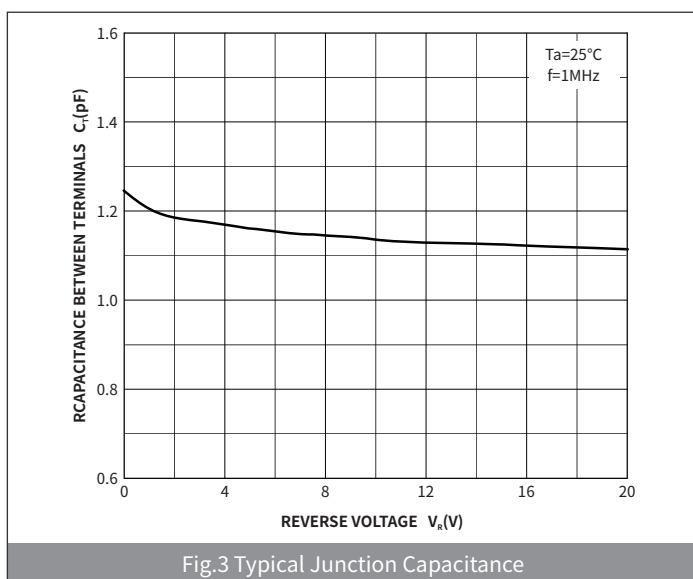
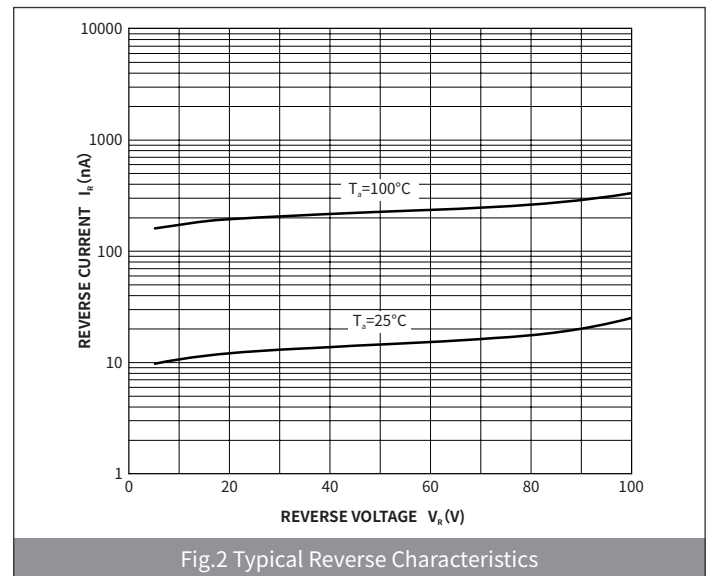
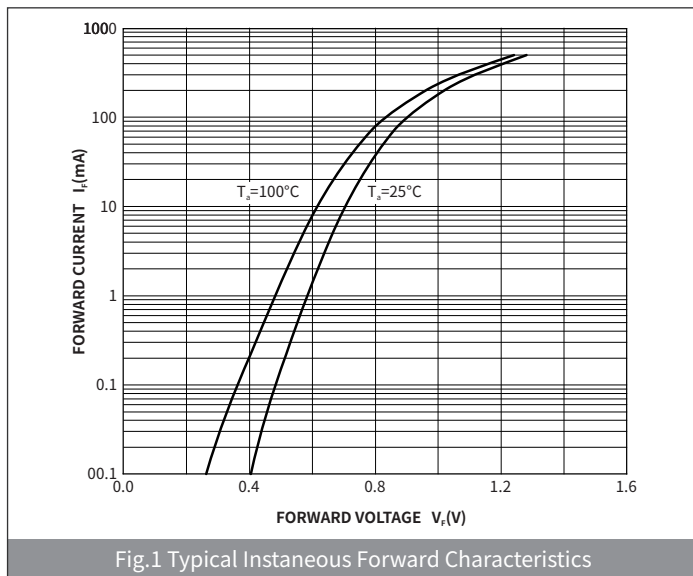
Maximum Ratings (Ta=25°C Unless otherwise specified)

PARAMETER	SYMBOL	UNIT	VALUE
Maximum repetitive peak reverse voltage	V_{RRM}	V	70
Reverse Voltage	V_R	V	70
Maximum Average Forward Rectified Current	$I_{F(AV)}$	mA	200
Non-Repetitive peak forward current	I_{FM}	mA	400
Non-Repetitive Peak forward surge current @ $t_p=1.0ms$	I_{FSM}	A	2.0
Power Dissipation	P_d	mW	225
Storage temperature	T_{stg}	°C	-55 ~+150
Junction temperature	T_j	°C	-55 ~+150
Typical thermal resistance	$R_{\theta J-A}$	°C /W	500

● **Electrical Characteristics** (Ta=25°C Unless otherwise noted)

PARAMETER	TEST CONDITIONS	SYMBOL	UNIT	Min	Type	Max
Reverse Breakdown voltage	$I_R=100\mu A$	$V_{(BR)R}$	V	70	—	—
Maximum instantaneous forward voltage	$I_F=1.0mA$	V_F	V	—	—	0.715
	$I_F=10mA$			—	—	0.855
	$I_F=50mA$			—	—	1.0
	$I_F=150mA$			—	—	1.25
Reverse Leakage Current	$V_R=70V$	I_R	μA	—	—	2.5
Total capacitance	$V_R=0V, f=1MHz$	C_T	pF	—	—	4.0
Maximum reverse recovery time	$I_F=I_R=10mA, I_{rr}=0.1 \times I_R, R_L=100\Omega$	T_{rr}	ns	—	—	4.0

● **Ratings And Characteristics Curves** (Ta=25°C Unless otherwise specified)



BAW56 & BAV70 & BAV99

FAST SWITCHING DIODES

● Ordering Information

PACKAGE	PACKAGE CODE	UNIT WEIGHT(g)	REEL(pcs)	BOX(pcs)	CARTON(pcs)	DELIVERY MODE
SOT-23	R1	0.008	3000	45000	180000	7"

● Package Outline Dimensions (SOT-23)

Symbol	Dimensions			
	Millimeters		Inches	
	Min.	Max.	Min.	Max.
A	0.90	1.15	0.035	0.045
A1	-	0.10	-	0.004
A2	0.90	1.05	0.035	0.041
b	0.30	0.50	0.012	0.020
c	0.10	0.20	0.004	0.008
D	2.80	3.00	0.110	0.118
E	1.20	1.40	0.047	0.055
E1	2.25	2.55	0.089	0.100
e	0.950TYP		0.037TYP	
e1	1.80	2.00	0.071	0.079
L	0.550REF		0.022REF	
L1	0.30	0.50	0.012	0.020
θ	-	8°	-	8°

● Suggested Pad Layout

Symbol	Dimensions			
	Millimeters		Inches	
	Min.	Max.	Min.	Max.
J	0.75	0.85	0.030	0.033
K	0.85	0.95	0.033	0.037
M	1.95	2.05	0.077	0.081
N	1.85	1.95	0.073	0.077

X-ON Electronics

Largest Supplier of Electrical and Electronic Components

Click to view similar products for [Diodes - General Purpose, Power, Switching category](#):

Click to view products by [hongjiacheng manufacturer](#):

Other Similar products are found below :

[MMBD3004S-13-F](#) [1N3611](#) [NTE156A](#) [NTE6244](#) [1SS400CST2RA](#) [SDAA13](#) [SHN2D02FUTW1T1G](#) [1N4449](#) [1N456A](#) [1N914BTR](#)
[D291S45T](#) [BAS 16-02L E6327](#) [BAS 16-02V H6327](#) [BAS 21U E6327](#) [BAS 28 E6327](#) [BAW56DWQ-7-F](#) [BAW75-TAP](#) [MM230L-CAA](#)
[IDW40E65D1](#) [JAN1N3600](#) [JAN1N4454UR-1](#) [SMMSD4148T3G](#) [BYW95B/A52A](#) [NSVDAN222T1G](#) [CDSZC01100-HF](#) [BAV70HDW-7](#)
[BAS28-7](#) [JANTX1N6640](#) [BAW56HDW-13](#) [BAS28 TR](#) [VS-HFA04SD60STR-M3](#) [1SS388-TP](#) [BAV99TQ-13-F](#) [BAV99HDW-13](#) [1N4004](#)
[MMDB30-E28X](#) [LS4148](#) [IDV15E65D2](#) [W0503RH200S0L](#) [W0503SH200S0L](#) [M0268SJ200NLF](#) [M0268RJ200NLF](#) [S3MBF](#) [US1J](#)
[DAN217U-TP](#) [SHV-06JNS-Q](#) [IDW30C65D1](#) [IDW80C65D1](#) [VS-HFA30TA60CSR-M3](#) [M1MA152WAT1](#)