

### Features

- Low Zener Impedance
- Power Dissipation of 200mW
- High Stability and High Reliability
- Meets MSL level 1, per J-STD-020, LF maximum peak of 260°C

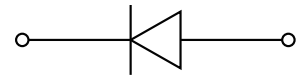
### Applications

Zener diode is generally used as reference voltage sources in regulated power supplies or as protective diode in overvoltage protection circuits.

### Mechanical Data

- Case: SOD-323  
Molding compound meets UL 94V-0 flammability rating, RoHS-compliant, halogen-free
- Terminals: Solder plated, solderable per MIL-STD-750, Method 2026
- Polarity: Cathode line denotes the cathode end

SOD-323

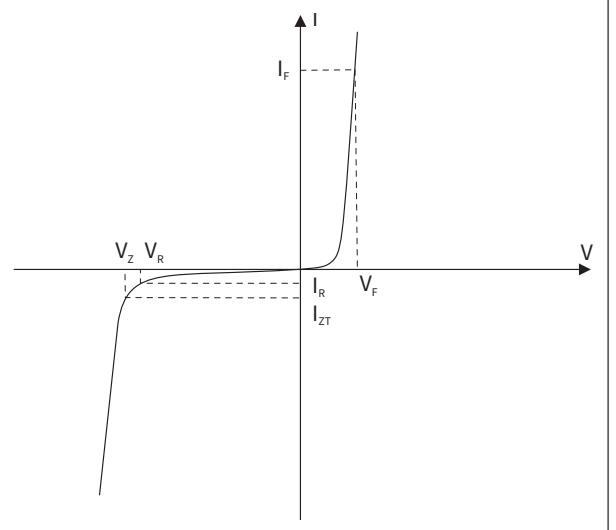


### Maximum Ratings (Ta=25°C Unless otherwise specified)

PARAMETER	SYMBOL	UNIT	VALUE
Power Dissipation	$P_D$	mW	200
Forward Voltage @ $I_F=10\text{mA}$	$V_F$	V	0.9
Storage Temperature	$T_{stg}$	°C	-65 ~ +150
Junction Temperature	$T_j$	°C	-55 ~ +150
Typical Thermal Resistance	$R_{\theta J-A}$	°C /W	625

### Electrical Parameter

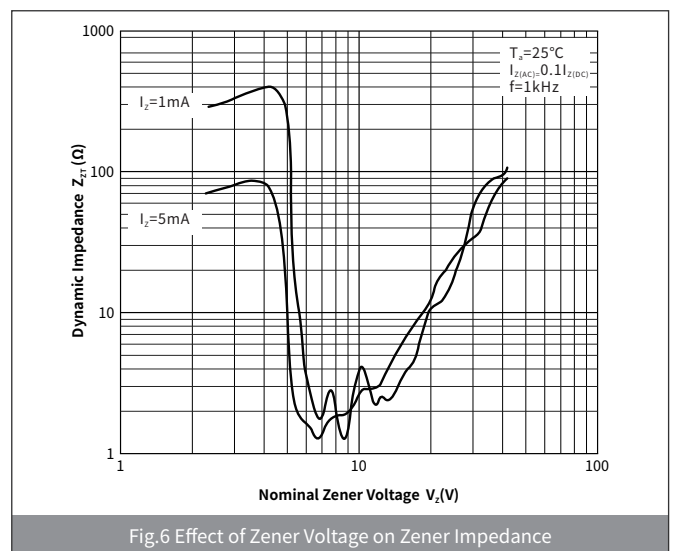
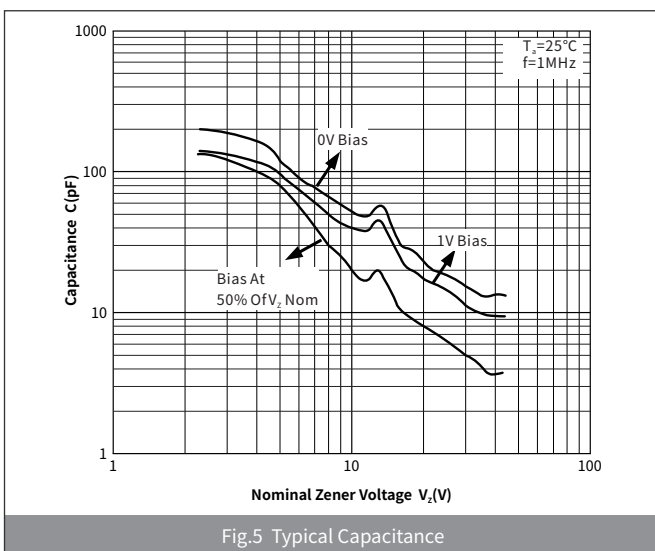
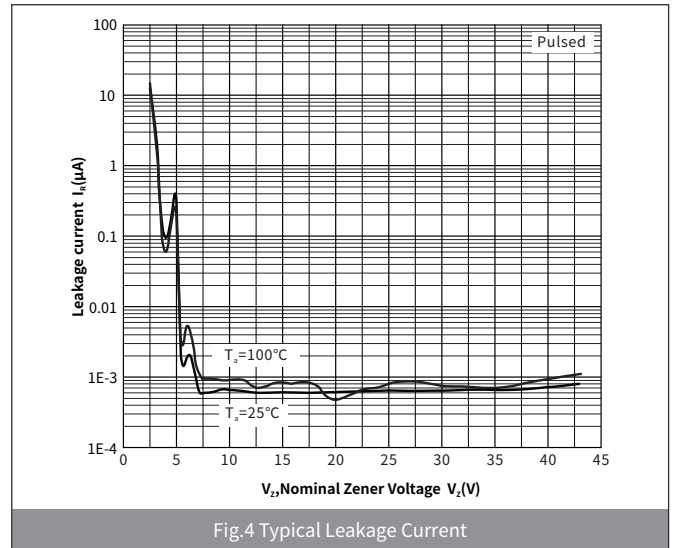
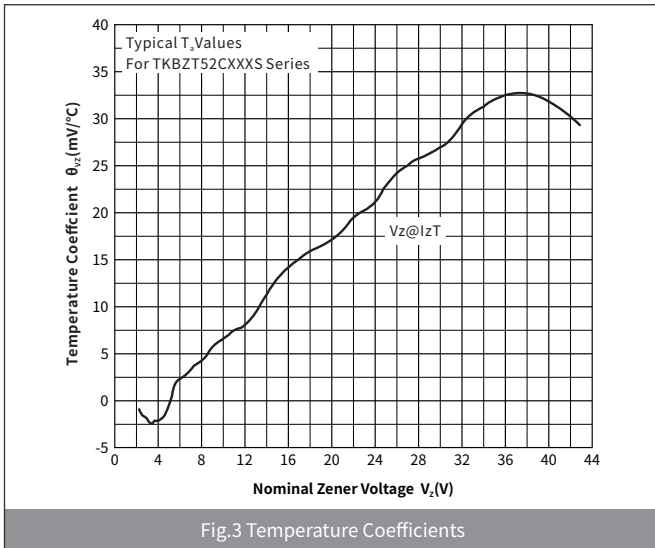
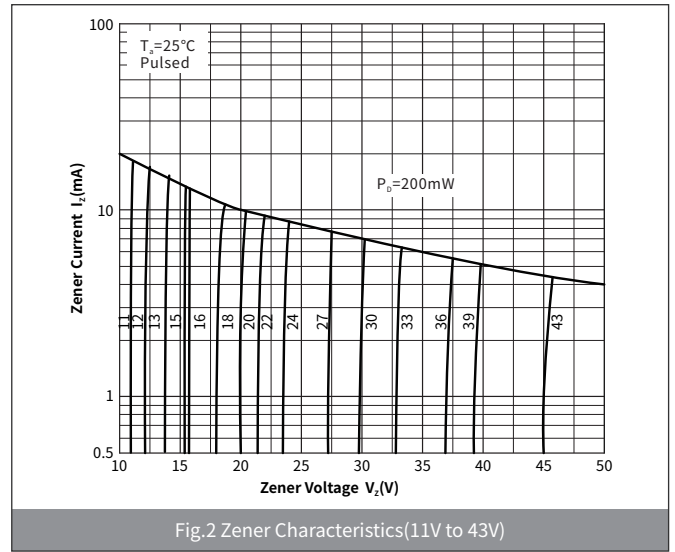
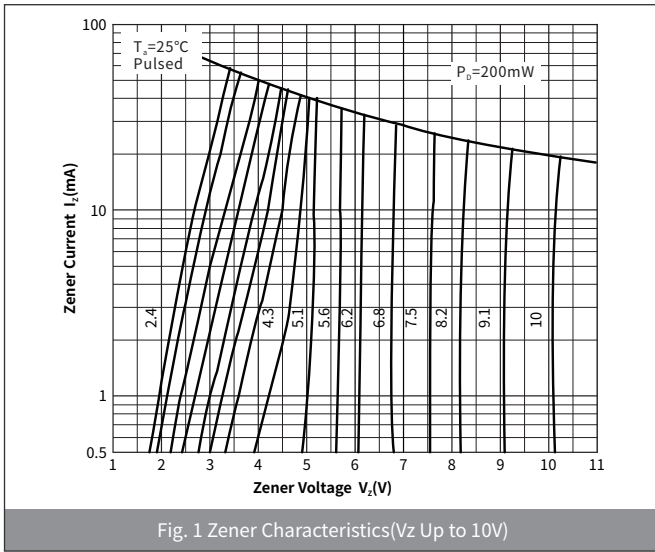
SYMBOL	PARAMETER
$V_Z$	Reverse zener voltage @ $I_{ZT}$
$I_{ZT}$	Reverse current
$Z_{ZT}$	Maximum Zener Impedance @ $I_{ZT}$
$I_{ZK}$	Reverse Current
$Z_{ZK}$	Maximum Zener Impedance @ $I_{ZK}$
$I_R$	Reverse leakage current @ $V_R$
$V_R$	Reverse voltage
$I_F$	Forward current
$V_F$	Forward voltage @ $I_F$



**► Electrical Characteristics** (Ta=25°C Unless otherwise specified)

Type Number	Marking	Zener Voltage Range			Maximum Zener Impedance				Maximum Reverse Current		Typical Temperature coefficient @ I <sub>ZTC</sub> (mV/°C)		Test Current I <sub>ZTC</sub> mA
		V <sub>Z</sub> @I <sub>ZT</sub> (V)			Z <sub>ZT</sub> @I <sub>ZT</sub>		Z <sub>ZK</sub> @I <sub>ZK</sub>		I <sub>R</sub> @V <sub>R</sub>		Min.	Max.	
		Min.	Nom.	Max.	Z <sub>ZT</sub> (Ω)	I <sub>ZT</sub> (mA)	Z <sub>ZK</sub> (Ω)	I <sub>ZK</sub> (mA)	I <sub>R</sub> (μA)	V <sub>R</sub> (V)			
BZT52C2V0S	WY	1.80	2.0	2.15	150	5	600	1.0	100	1.0	-3.5	0	5
BZT52C2V4S	WX	2.2	2.4	2.6	100	5	600	1.0	50	1.0	-3.5	0	5
BZT52C2V7S	W1	2.5	2.7	2.9	100	5	600	1.0	20	1.0	-3.5	0	5
BZT52C3V0S	W2	2.8	3.0	3.2	95	5	600	1.0	10	1.0	-3.5	0	5
BZT52C3V3S	W3	3.1	3.3	3.5	95	5	600	1.0	5	1.0	-3.5	0	5
BZT52C3V6S	W4	3.4	3.6	3.8	90	5	600	1.0	5	1.0	-3.5	0	5
BZT52C3V9S	W5	3.7	3.9	4.1	90	5	600	1.0	3	1.0	-3.5	0	5
BZT52C4V3S	W6	4.0	4.3	4.6	90	5	600	1.0	3	1.0	-3.5	0	5
BZT52C4V7S	W7	4.4	4.7	5.0	80	5	500	1.0	3	2.0	-3.5	0.2	5
BZT52C5V1S	W8	4.8	5.1	5.4	60	5	480	1.0	2	2.0	-2.7	1.2	5
BZT52C5V6S	W9	5.2	5.6	6.0	40	5	400	1.0	1	2.0	-2.0	2.5	5
BZT52C6V2S	WA	5.8	6.2	6.6	10	5	150	1.0	3	4.0	0.4	3.7	5
BZT52C6V8S	WB	6.4	6.8	7.2	15	5	80	1.0	2	4.0	1.2	4.5	5
BZT52C7V5S	WC	7.0	7.5	7.9	15	5	80	1.0	1	5.0	2.5	5.3	5
BZT52C8V2S	WD	7.7	8.2	8.7	15	5	80	1.0	0.7	5.0	3.2	6.2	5
BZT52C9V1S	WE	8.5	9.1	9.6	15	5	100	1.0	0.5	6.0	3.8	7.0	5
BZT52C10S	WF	9.4	10	10.6	20	5	150	1.0	0.2	7.0	4.5	8.0	5
BZT52C11S	WG	10.4	11	11.6	20	5	150	1.0	0.1	8.0	5.4	9.0	5
BZT52C12S	WH	11.4	12	12.7	25	5	150	1.0	0.1	8.0	6.0	10.0	5
BZT52C13S	WI	12.4	13	14.1	30	5	170	1.0	0.1	8.0	7.0	11.0	5
BZT52C15S	WJ	13.8	15	15.6	30	5	200	1.0	0.1	10.5	9.2	13.0	5
BZT52C16S	WK	15.3	16	17.1	40	5	200	1.0	0.1	11.2	10.4	14.0	5
BZT52C18S	WL	16.8	18	19.1	45	5	225	1.0	0.1	12.6	12.4	16.0	5
BZT52C20S	WM	18.8	20	21.2	55	5	225	1.0	0.1	14.0	14.4	18.0	5
BZT52C22S	WN	20.8	22	23.3	55	5	250	1.0	0.1	15.4	16.4	20.0	5
BZT52C24S	WO	22.8	24	25.6	70	5	250	1.0	0.1	16.8	18.4	22.0	5
BZT52C27S	WP	25.1	27	28.9	80	2	300	0.5	0.1	18.9	21.4	25.3	2
BZT52C30S	WQ	28.0	30	32.0	80	2	300	0.5	0.1	21.0	24.4	29.4	2
BZT52C33S	WR	31.0	33	35.0	80	2	325	0.5	0.1	23.1	27.4	33.4	2
BZT52C36S	WS	34.0	36	38.0	90	2	350	0.5	0.1	25.2	30.4	37.4	2
BZT52C39S	WT	37.0	39	41.0	130	2	350	0.5	0.1	27.3	33.4	41.2	2
BZT52C43S	WU	40.0	43	46.0	100	2	700	1.0	0.1	32.0	10.0	12.0	5
BZT52C47S	WV	44.0	47	50.0	100	2	750	1.0	0.1	35.0	10.0	12.0	5
BZT52C51S	WW	48.0	51	54.0	100	2	750	1.0	0.1	38.0	10.0	12.0	5
BZT52C56S	XW	52.0	56	60.0	135	2	700	1.0	0.1	39.0	10.0	12.0	5
BZT52C62S	6E	58.0	62	66.0	200	2	1000	1.0	0.2	47.0	10.0	12.0	5
BZT52C68S	6F	64.0	68	72.0	250	2	1000	1.0	0.2	52.0	10.0	12.0	5
BZT52C75S	6H	70.0	75	79.0	300	2	1000	1.0	0.2	57	10.0	12.0	5

### ► Ratings And Characteristics Curves (Ta=25°C Unless otherwise specified)



► Ratings And Characteristics Curves (Ta=25°C Unless otherwise specified)

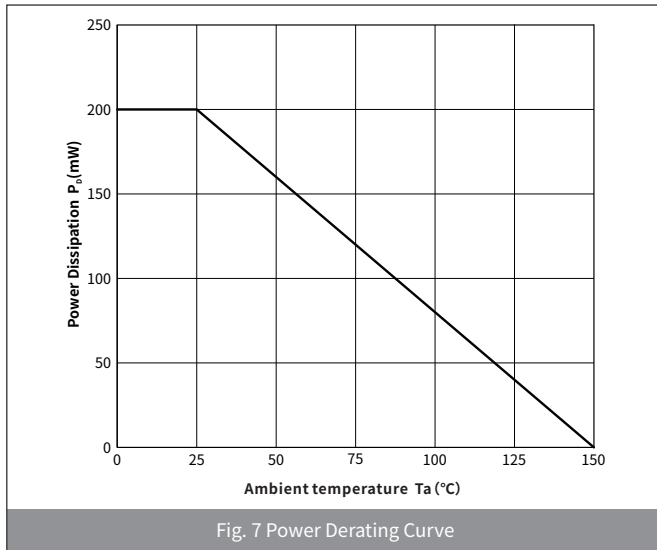


Fig. 7 Power Derating Curve

### Ordering Information

PACKAGE	PACKAGE CODE	UNIT WEIGHT(g)	REEL(pcs)	BOX(pcs)	CARTON(pcs)	DELIVERY MODE
SOD-323	R1	0.0048	3000	45000	180000	7"

### Package Outline Dimensions (SOD-323)

Symbol	Dimensions			
	Millimeters		Inches	
	Min.	Max.	Min.	Max.
A	1.60	1.80	0.063	0.071
B	0.25	0.40	0.010	0.016
C	2.30	2.80	0.091	0.110
D	0.80	1.10	0.031	0.043
D <sub>1</sub>	0.80	0.90	0.031	0.035
E	1.20	1.40	0.047	0.055
F	0.08	0.18	0.003	0.007
L	0.475REF		0.019REF	
L <sub>1</sub>	0.25	0.40	0.010	0.016
H	-	0.14	-	0.006

### Suggested Pad Layout

Symbol	Dimensions			
	Millimeters		Inches	
	Min.	Max.	Min.	Max.
J	0.80	-	0.031	-
K	-	1.40	-	0.055
M	0.80	-	0.031	-

## X-ON Electronics

Largest Supplier of Electrical and Electronic Components

*Click to view similar products for [Zener Diodes](#) category:*

*Click to view products by [hongjiacheng](#) manufacturer:*

Other Similar products are found below :

[RKZ13B2KG#P1](#) [DL5234B](#) [1N4682](#) [1N4693](#) [1N4732A](#) [1N4736A](#) [1N4750A](#) [1N4759ARL](#) [1N5241B](#) [1N5365B](#) [1N5369B](#) [1N747A](#)  
[1N964B](#) [1N966B](#) [1N968B](#) [1N972B](#) [JANS1N4974US](#) [1N4692](#) [1N4702](#) [1N4704](#) [1N4711](#) [1N4714](#) [1N4745ARL](#) [1N4752ARL](#) [1N4760ARL](#)  
[1N5221B](#) [1N5242BTR](#) [1N5350B](#) [1N5352B](#) [1N961BRR1](#) [1N964BRL](#) [RKZ5.1BKU#P6](#) [3SMAJ5946B-TP](#) [3SMAJ5950B-TP](#)  
[MMSZ5230BQ-13-F](#) [MMSZ5232BQ-13-F](#) [BZX84C7V5](#) [3SMAJ5945B-TP](#) [3SMAJ5947B-TP](#) [3SMBJ5941B-TP](#) [DZ2S240M0L](#) [SMAZ27-](#)  
[TP](#) [ZMM5224B-7](#) [RD16UM-T1-A](#) [RD39S-T1-A](#) [RD10S-T1-A](#) [CDZT2R5.6B](#) [1N4762A G](#) [Z1SMA18](#) [JANTX1N4553B](#)