

► Features

- Low Zener Impedance
- Power Dissipation of 500mW
- High Stability and High Reliability
- Meets MSL level 1, per J-STD-020, LF maximum peak of 260°C

► Applications

Zener diode is generally used as reference voltage sources in regulated power supplies or as protective diode in overvoltage protection circuits.

► Mechanical Data

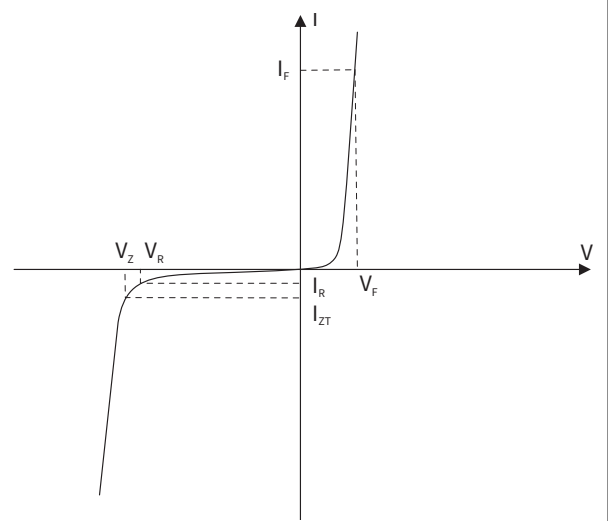
- Case: SOD-123
Molding compound meets UL 94V-0 flammability rating, RoHS-compliant, halogen-free
- Terminals: Solder plated, solderable per MIL-STD-750, Method 2026
- Polarity: Cathode line denotes the cathode end

► Maximum Ratings (Ta=25°C Unless otherwise specified)

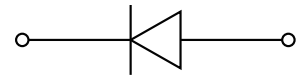

PARAMETER	SYMBOL	UNIT	VALUE
Power Dissipation	P_D	mW	500
Forward Voltage @ $I_F=10\text{mA}$	V_F	V	0.9
Storage Temperature	T_{stg}	°C	-65 ~ +150
Junction Temperature	T_j	°C	-55 ~ +150
Typical Thermal Resistance	$R_{\theta J-A}$	°C /W	357

► Electrical Parameter

SYMBOL	PARAMETER
V_Z	Reverse zener voltage @ I_{ZT}
I_{ZT}	Reverse current
Z_{ZT}	Maximum Zener Impedance @ I_{ZT}
I_{ZK}	Reverse Current
Z_{ZK}	Maximum Zener Impedance @ I_{ZK}
I_R	Reverse leakage current @ V_R
V_R	Reverse voltage
I_F	Forward current
V_F	Forward voltage @ I_F



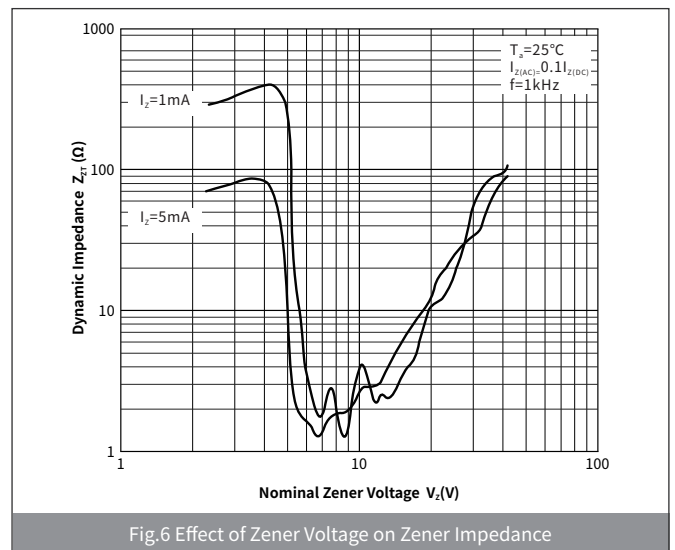
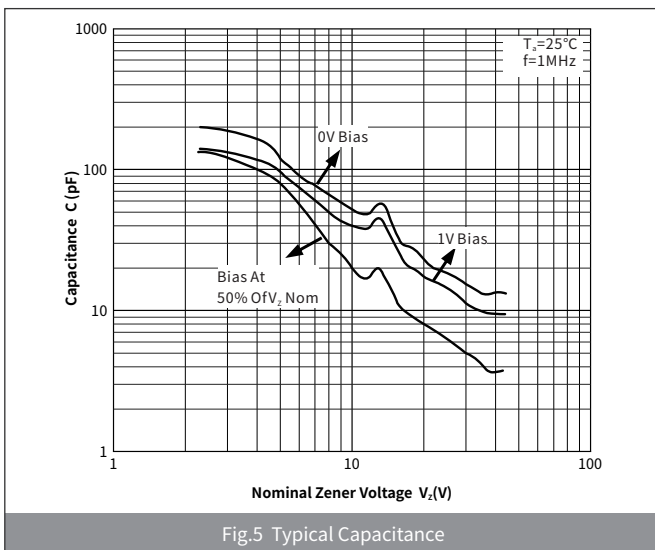
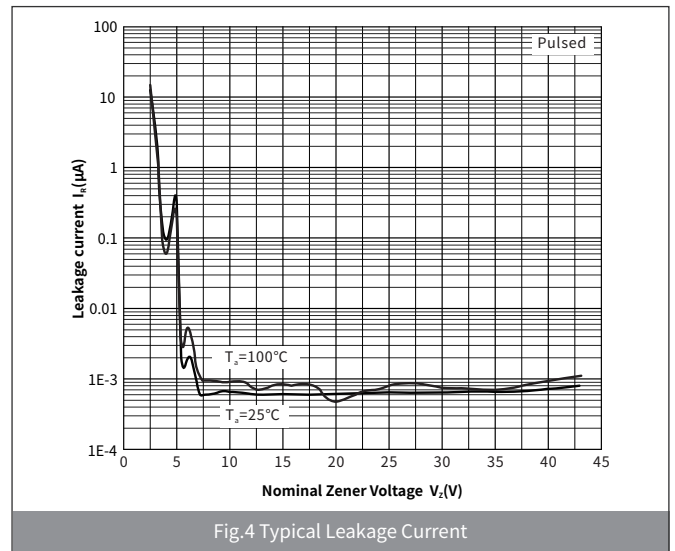
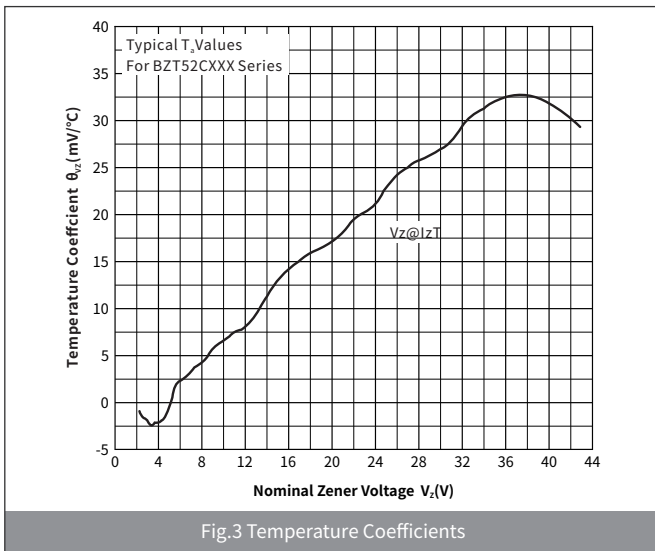
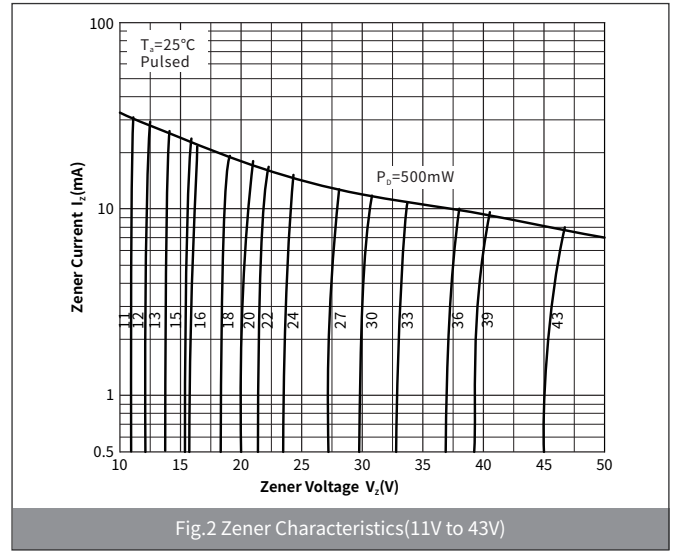
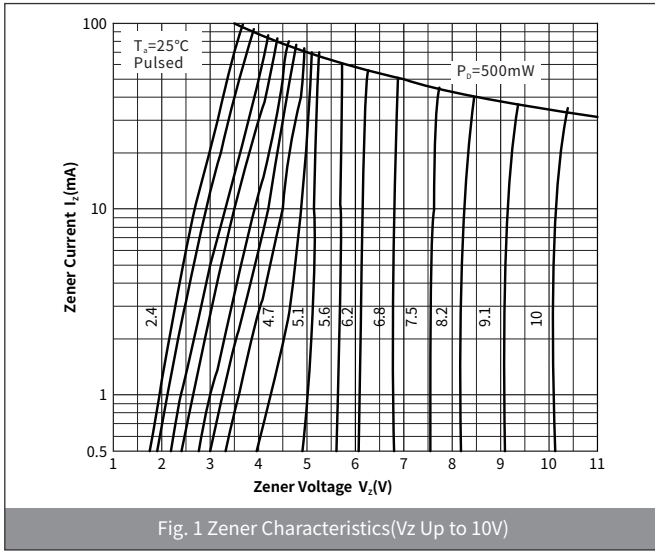
SOD-123



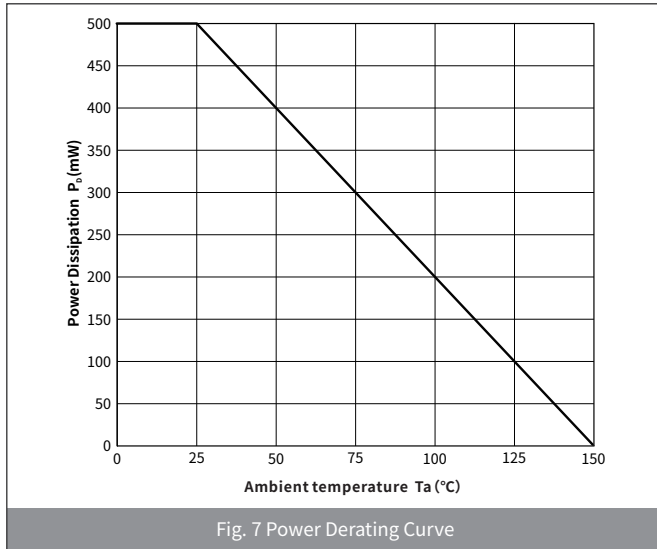
► Electrical Characteristics (Ta=25°C Unless otherwise specified)

Type Number	Marking	Zener Voltage Range			Maximum Zener Impedance				Maximum Reverse Current		Typical Temperature coefficient @ I _{ZTC} (mV/°C)		Test Current I _{ZTC} mA
		V _Z @I _{ZT} (V)			Z _{ZT} @I _{ZT}		Z _{ZK} @I _{ZK}		I _R @V _R		Min.	Max.	
		Min.	Nom.	Max.	Z _{ZT} (Ω)	I _{ZT} (mA)	Z _{ZK} (Ω)	I _{ZK} (mA)	I _R (μA)	V _R (V)			
BZT52C2V4	WX	2.28	2.4	2.52	100	5	600	1.0	50	1.0	-3.5	0	5
BZT52C2V7	W1	2.57	2.7	2.84	100	5	600	1.0	20	1.0	-3.5	0	5
BZT52C3V0	W2	2.85	3.0	3.15	95	5	600	1.0	10	1.0	-3.5	0	5
BZT52C3V3	W3	3.14	3.3	3.47	95	5	600	1.0	5	1.0	-3.5	0	5
BZT52C3V6	W4	3.42	3.6	3.78	90	5	600	1.0	5	1.0	-3.5	0	5
BZT52C3V9	W5	3.71	3.9	4.10	90	5	600	1.0	3	1.0	-3.5	0	5
BZT52C4V3	W6	4.09	4.3	4.52	90	5	600	1.0	3	1.0	-3.5	0	5
BZT52C4V7	W7	4.47	4.7	4.94	80	5	500	1.0	3	2.0	-3.5	0.2	5
BZT52C5V1	W8	4.85	5.1	5.36	60	5	480	1.0	2	2.0	-2.7	1.2	5
BZT52C5V6	W9	5.32	5.6	5.88	40	5	400	1.0	1	2.0	-2.0	2.5	5
BZT52C6V2	WA	5.89	6.2	6.51	10	5	150	1.0	3	4.0	0.4	3.7	5
BZT52C6V8	WB	6.46	6.8	7.14	15	5	80	1.0	2	4.0	1.2	4.5	5
BZT52C7V5	WC	7.13	7.5	7.88	15	5	80	1.0	1	5.0	2.5	5.3	5
BZT52C8V2	WD	7.79	8.2	8.61	15	5	80	1.0	0.7	5.0	3.2	6.2	5
BZT52C9V1	WE	8.65	9.1	9.56	15	5	100	1.0	0.5	6.0	3.8	7.0	5
BZT52C10	WF	9.50	10	10.50	20	5	150	1.0	0.2	7.0	4.5	8.0	5
BZT52C11	WG	10.45	11	11.55	20	5	150	1.0	0.1	8.0	5.4	9.0	5
BZT52C12	WH	11.40	12	12.60	25	5	150	1.0	0.1	8.0	6.0	10.0	5
BZT52C13	WI	12.35	13	13.65	30	5	170	1.0	0.1	8.0	7.0	11.0	5
BZT52C15	WJ	14.25	15	15.75	30	5	200	1.0	0.1	10.5	9.2	13.0	5
BZT52C16	WK	15.20	16	16.80	40	5	200	1.0	0.1	11.2	10.4	14.0	5
BZT52C18	WL	17.10	18	18.90	45	5	225	1.0	0.1	12.6	12.4	16.0	5
BZT52C20	WM	19.00	20	21.00	55	5	225	1.0	0.1	14.0	14.4	18.0	5
BZT52C22	WN	20.90	22	23.10	55	5	250	1.0	0.1	15.4	16.4	20.0	5
BZT52C24	WO	22.80	24	25.20	70	5	250	1.0	0.1	16.8	18.4	22.0	5
BZT52C27	WP	25.65	27	28.35	80	2	300	0.5	0.1	18.9	21.4	25.3	2
BZT52C30	WQ	28.50	30	31.50	80	2	300	0.5	0.1	21.0	24.4	29.4	2
BZT52C33	WR	31.35	33	34.65	80	2	325	0.5	0.1	23.1	27.4	33.4	2
BZT52C36	WS	34.20	36	37.80	90	2	350	0.5	0.1	25.2	30.4	37.4	2
BZT52C39	WT	37.05	39	40.95	130	2	350	0.5	0.1	27.3	33.4	41.2	2
BZT52C43	WU	40.85	43	45.15	100	2	700	1.0	0.1	32.0	10.0	12.0	5
BZT52C47	WV	44.65	47	49.35	100	2	750	1.0	0.1	35.0	10.0	12.0	5
BZT52C51	WW	48.45	51	53.55	100	2	750	1.0	0.1	38.0	10.0	12.0	5

► Ratings And Characteristics Curves (Ta=25°C Unless otherwise specified)



► Ratings And Characteristics Curves (Ta=25°C Unless otherwise specified)



Ordering Information

PACKAGE	PACKAGE CODE	UNIT WEIGHT(g)	REEL(pcs)	BOX(pcs)	CARTON(pcs)	DELIVERY MODE
SOD-123	R1	0.012	3000	30000	120000	7"

Package Outline Dimensions (SOD-123)

Symbol	Dimensions			
	Millimeters		Inches	
	Min.	Max.	Min.	Max.
A	3.55	3.85	0.140	0.152
B	2.55	2.85	0.100	0.112
C	1.40	1.80	0.055	0.071
D	0.95	1.35	0.140	0.152
E	0.51	0.71	0.037	0.053
F	-	0.15	-	0.006
G	0.15	0.45	0.006	0.008
H	0.08	0.25	0.003	0.010
θ	-	8°	-	8°

Suggested Pad Layout

Symbol	Dimensions			
	Millimeters		Inches	
	Min.	Max.	Min.	Max.
J	0.91	-	0.036	-
K	-	2.36	-	0.092
M	1.22	-	0.048	-

X-ON Electronics

Largest Supplier of Electrical and Electronic Components

Click to view similar products for [Zener Diodes](#) category:

Click to view products by [hongjiacheng](#) manufacturer:

Other Similar products are found below :

[RKZ13B2KG#P1](#) [DL5234B](#) [1N4682](#) [1N4693](#) [1N4732A](#) [1N4736A](#) [1N4750A](#) [1N4759ARL](#) [1N5241B](#) [1N5365B](#) [1N5369B](#) [1N747A](#)
[1N964B](#) [1N966B](#) [1N968B](#) [1N972B](#) [JANS1N4974US](#) [1N4692](#) [1N4702](#) [1N4704](#) [1N4711](#) [1N4714](#) [1N4745ARL](#) [1N4752ARL](#) [1N4760ARL](#)
[1N5221B](#) [1N5242BTR](#) [1N5350B](#) [1N5352B](#) [1N961BRR1](#) [1N964BRL](#) [RKZ5.1BKU#P6](#) [3SMAJ5946B-TP](#) [3SMAJ5950B-TP](#)
[MMSZ5230BQ-13-F](#) [MMSZ5232BQ-13-F](#) [BZX84C7V5](#) [3SMAJ5945B-TP](#) [3SMAJ5947B-TP](#) [3SMBJ5941B-TP](#) [DZ2S240M0L](#) [SMAZ27-](#)
[TP](#) [ZMM5224B-7](#) [RD16UM-T1-A](#) [RD39S-T1-A](#) [RD10S-T1-A](#) [CDZT2R5.6B](#) [1N4762A G](#) [Z1SMA18](#) [JANTX1N4553B](#)