

# BZX584C2V4 THRU BZX584C43

SURFACE MOUNT ZENER DIODES

## SOD-523 SURFACE MOUNT SILICON ZENER DIODES

### ● Features

- Low Zener Impedance
- Power Dissipation of 150mW
- High Stability and High Reliability
- Meets MSL level 1, per J-STD-020, LF maximum peak of 260°C

### ● Applications

Zener diode is generally used as reference voltage sources in regulated power supplies or as protective diode in overvoltage protection circuits.

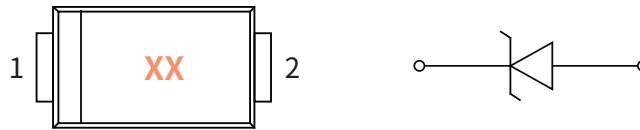

### ● Mechanical Data

- Case: SOD-523  
Molding compound meets UL 94V-0 flammability rating, RoHS-compliant, halogen-free
- Terminals: Solder plated, solderable per MIL-STD-750, Method 2026
- Polarity: Cathode line denotes the cathode end

### ● Function Diagram

**Zener Diode**  
2.4 to 43 Volts  
**Power Dissipation**  
150 Milliwatts

SOD-523

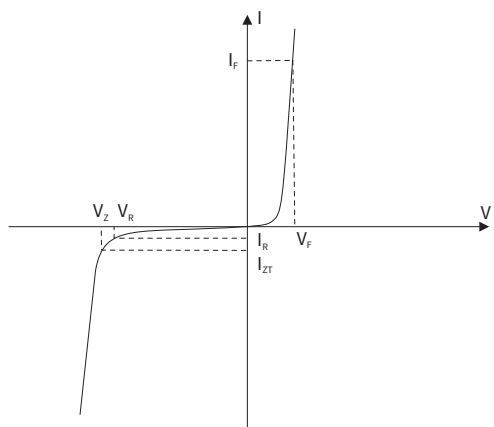


### ● Maximum Ratings (Ta=25°C Unless otherwise specified)

PARAMETER	SYMBOL	UNIT	VALUE
Power Dissipation	$P_D$	mW	150
Forward Voltage @ $I_F=10\text{mA}$	$V_F$	V	0.9
Storage Temperature	$T_{stg}$	°C	-55 ~ +150
Junction Temperature	$T_J$	°C	-55 ~ +150
Typical Thermal Resistance	$R_{\theta JA}$	°C /W	833

### ● Electrical Parameter

SYMBOL	PARAMETER
$V_Z$	Reverse zener voltage @ $I_{ZT}$
$I_{ZT}$	Reverse current
$Z_{ZT}$	Maximum Zener Impedance @ $I_{ZT}$
$I_{ZK}$	Reverse Current
$Z_{ZK}$	Maximum Zener Impedance @ $I_{ZK}$
$I_R$	Reverse leakage current @ $V_R$
$V_R$	Reverse voltage
$I_F$	Forward current
$V_F$	Forward voltage @ $I_F$



# BZX584C2V4 THRU BZX584C43

SURFACE MOUNT ZENER DIODES



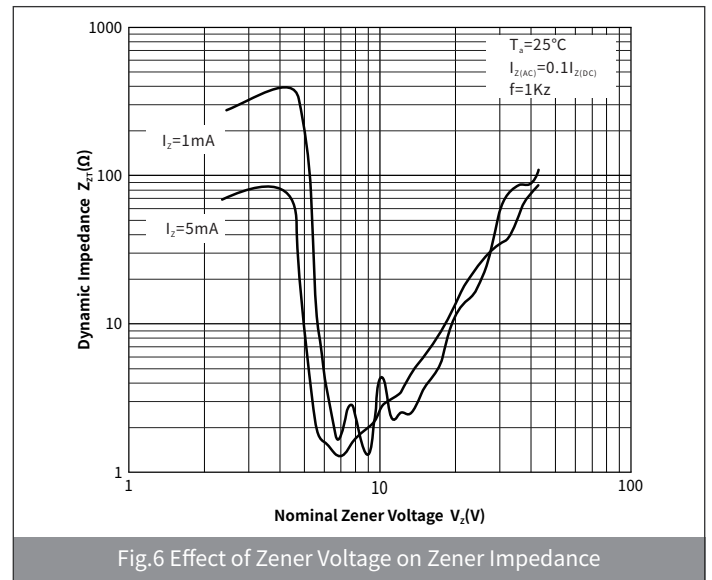
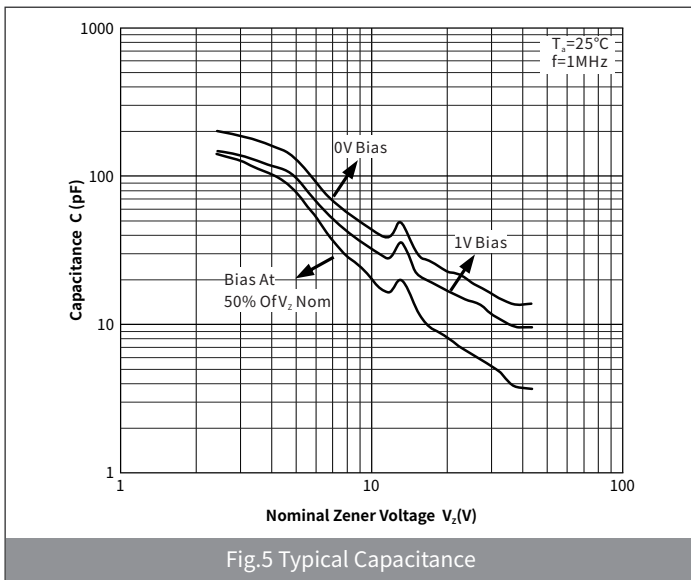
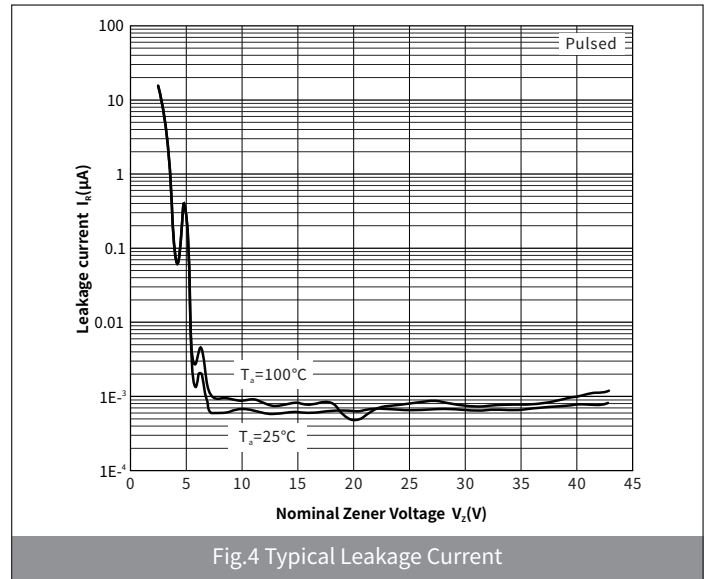
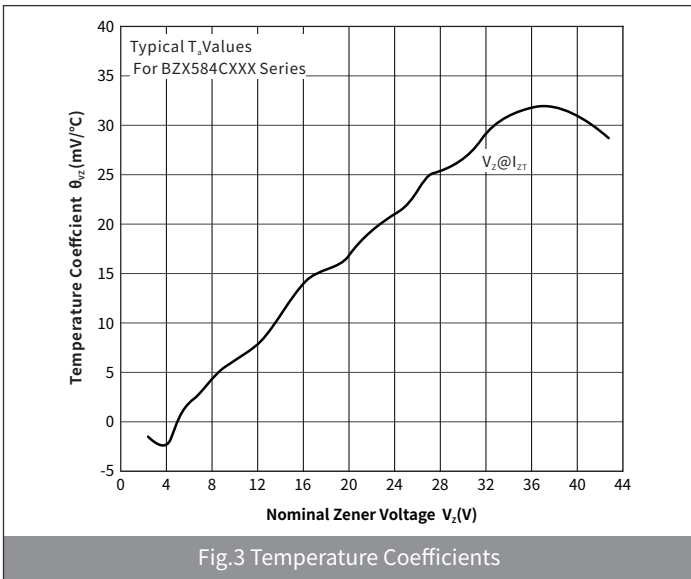
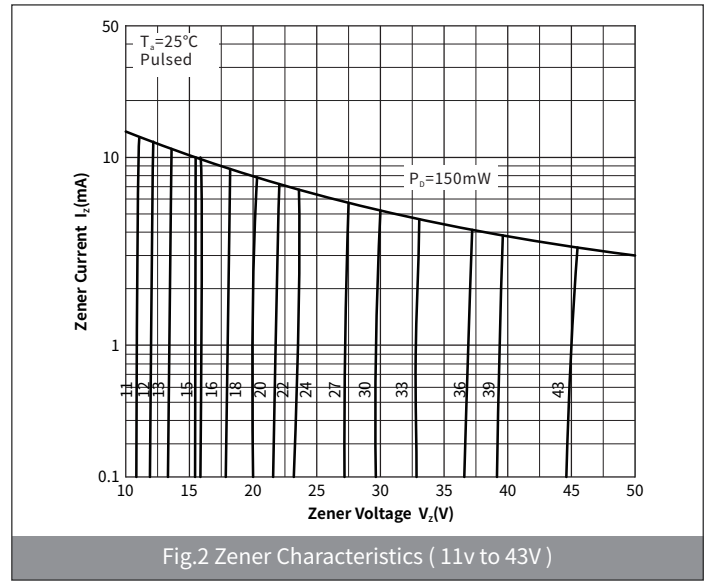
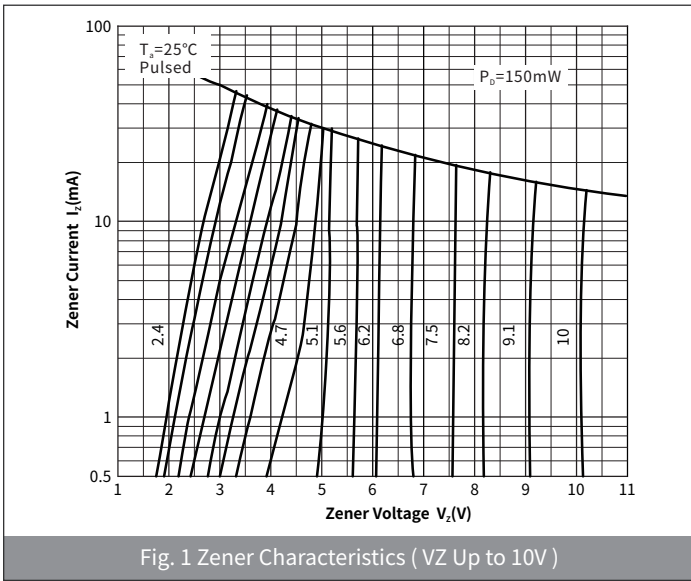
## ● Electrical Characteristics (Ta=25°C Unless otherwise noted)

Type Number	Marking	Nominal Zener Voltage				Zener Impedance			Leakage Current		Typical Temperature coefficient @ I <sub>ZTC</sub> (mV/°C)		Admissible Zener Current
		V <sub>Z</sub> (V)			I <sub>ZT</sub>	Z <sub>ZT</sub> @I <sub>ZT</sub>	Z <sub>ZK</sub> @I <sub>ZK</sub>	I <sub>ZK</sub>	I <sub>R</sub> @V <sub>R</sub>		Min.	Max.	
		Min.	Nom.	Max.	(mA)	(Ω)		(mA)	I <sub>R</sub> (μA)	V <sub>R</sub> (V)			I <sub>ZM</sub> (mA)
BZX584C2V4	Z11	2.2	2.4	2.6	5	100	600	1.0	50	1.0	-3.5	0	5
BZX584C2V7	Z12	2.5	2.7	2.9	5	100	600	1.0	20	1.0	-3.5	0	5
BZX584C3V0	Z13	2.8	3.0	3.2	5	95	600	1.0	10	1.0	-3.5	0	5
BZX584C3V3	Z14	3.1	3.3	3.5	5	95	600	1.0	5	1.0	-3.5	0	5
BZX584C3V6	Z15	3.4	3.6	3.8	5	90	600	1.0	5	1.0	-3.5	0	5
BZX584C3V9	Z16	3.7	3.9	4.1	5	90	600	1.0	3	1.0	-3.5	0	5
BZX584C4V3	Z17	4.0	4.3	4.6	5	90	600	1.0	3	1.0	-3.5	0	5
BZX584C4V7	Z1	4.4	4.7	5.0	5	80	500	1.0	3	2.0	-3.5	0.2	5
BZX584C5V1	Z2	4.8	5.1	5.4	5	60	480	1.0	2	2.0	-2.7	1.2	5
BZX584C5V6	Z3	5.2	5.6	6.0	5	40	400	1.0	1	2.0	-2	2.5	5
BZX584C6V2	Z4	5.8	6.2	6.6	5	10	150	1.0	3	4.0	0.4	3.7	5
BZX584C6V8	Z5	6.4	6.8	7.2	5	15	80	1.0	2	4.0	1.2	4.5	5
BZX584C7V5	Z6	7.0	7.5	7.9	5	15	80	1.0	1	5.0	2.5	5.3	5
BZX584C8V2	Z7	7.7	8.2	8.7	5	15	80	1.0	0.7	5.0	3.2	6.2	5
BZX584C9V1	Z8	8.5	9.1	9.6	5	15	100	1.0	0.5	6.0	3.8	7.0	5
BZX584C10	Z9	9.4	10	10.6	5	20	150	1.0	0.2	7.0	4.5	8.0	5
BZX584C11	Y1	10.4	11	11.6	5	20	150	1.0	0.1	8.0	5.4	9.0	5
BZX584C12	Y2	11.4	12	12.7	5	25	150	1.0	0.1	8.0	6.0	10.0	5
BZX584C13	Y3	12.4	13	14.1	5	30	170	1.0	0.1	8.0	7.0	11.0	5
BZX584C15	Y4	13.8	15	15.6	5	30	200	1.0	0.1	10.5	9.2	13.0	5
BZX584C16	Y5	15.3	16	17.1	5	40	200	1.0	0.1	11.2	10.4	14.0	5
BZX584C18	Y6	16.8	18	19.1	5	45	225	1.0	0.1	12.6	12.4	16.0	5
BZX584C20	Y7	18.8	20	21.2	5	55	225	1.0	0.1	14.0	14.4	18.0	5
BZX584C22	Y8	20.8	22	23.3	5	55	250	1.0	0.1	15.4	16.4	20.0	5
BZX584C24	Y9	22.8	24	25.6	5	70	250	1.0	0.1	16.8	18.4	22.0	5
BZX584C27	Y10	25.1	27	28.9	2	80	300	0.5	0.1	18.9	21.4	25.3	2
BZX584C30	Y11	28	30	32	2	80	300	0.5	0.1	21.0	24.4	29.4	2
BZX584C33	Y12	31	33	35	2	80	325	0.5	0.1	23.1	27.4	33.4	2
BZX584C36	Y13	34	36	38	2	90	350	0.5	0.1	25.2	30.4	37.4	2
BZX584C39	Y14	37	39	41	2	130	350	0.5	0.1	27.3	33.4	41.2	2
BZX584C43	Y15	40	43	46	5	100	700	1.0	0.1	32.0	10.0	12.0	5

# BZX584C2V4 THRU BZX584C43

SURFACE MOUNT ZENER DIODES

## ● Ratings And Characteristics Curves (Ta=25°C Unless otherwise specified)



# BZX584C2V4 THRU BZX584C43

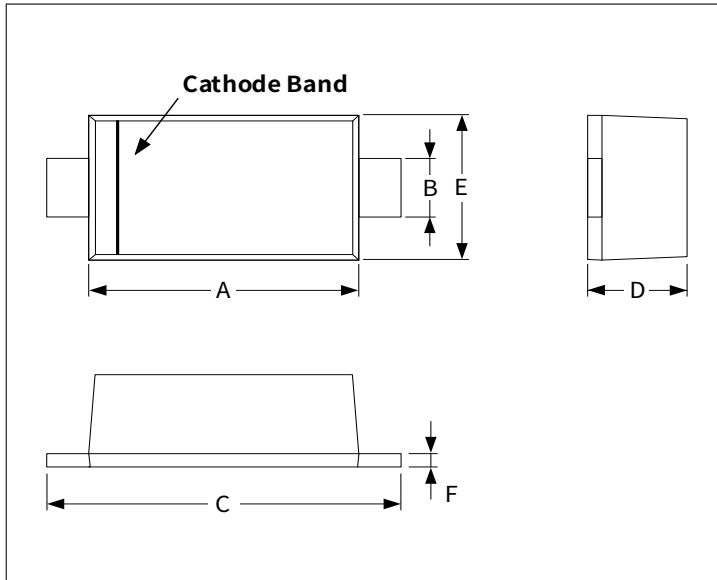
SURFACE MOUNT ZENER DIODES

## ● Ordering Information

PACKAGE	PACKAGE CODE	UNIT WEIGHT(g)	REEL(pcs)	BOX(pcs)	CARTON(pcs)	DELIVERY MODE
SOD-523	R1	0.002	3000	45000	180000	7"

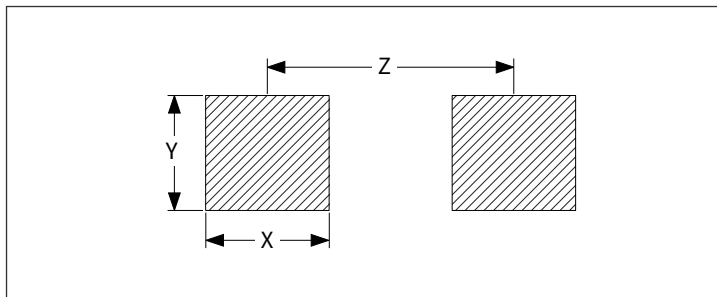
## ● Package Outline Dimensions (SOD-523)

Symbol	Dimensions			
	Millimeters		Inches	
	Min	Max	Min	Max
A	1.10	1.30	0.043	0.051
B	0.25	0.35	0.010	0.014
C	1.50	1.70	0.059	0.067
D	0.50	0.70	0.020	0.027
E	0.70	0.90	0.027	0.035
F	0.05	0.20	0.002	0.008



## ● Suggested Pad Layout

Symbol	Dimensions			
	Millimeters		Inches	
	Min.	Max.	Min.	Max.
X	0.55	0.65	0.022	0.026
Y	0.65	0.75	0.026	0.029
Z	1.37	1.47	0.054	0.058



## X-ON Electronics

Largest Supplier of Electrical and Electronic Components

*Click to view similar products for [Zener Diodes](#) category:*

*Click to view products by [hongjiacheng](#) manufacturer:*

Other Similar products are found below :

[RKZ13B2KG#P1](#) [DL5234B](#) [1N4682](#) [1N4693](#) [1N4732A](#) [1N4736A](#) [1N4750A](#) [1N4759ARL](#) [1N5241B](#) [1N5365B](#) [1N5369B](#) [1N747A](#)  
[1N964B](#) [1N966B](#) [1N968B](#) [1N972B](#) [JANS1N4974US](#) [1N4692](#) [1N4702](#) [1N4704](#) [1N4711](#) [1N4714](#) [1N4745ARL](#) [1N4752ARL](#) [1N4760ARL](#)  
[1N5221B](#) [1N5242BTR](#) [1N5350B](#) [1N5352B](#) [1N961BRR1](#) [1N964BRL](#) [RKZ5.1BKU#P6](#) [3SMAJ5946B-TP](#) [3SMAJ5950B-TP](#)  
[MMSZ5230BQ-13-F](#) [MMSZ5232BQ-13-F](#) [BZX84C7V5](#) [3SMAJ5945B-TP](#) [3SMAJ5947B-TP](#) [3SMBJ5941B-TP](#) [DZ2S240M0L](#) [SMAZ27-](#)  
[TP](#) [ZMM5224B-7](#) [RD16UM-T1-A](#) [RD39S-T1-A](#) [RD10S-T1-A](#) [CDZT2R5.6B](#) [1N4762A G](#) [Z1SMA18](#) [JANTX1N4553B](#)