

BZX584C2V4 THRU BZX584C43

SURFACE MOUNT ZENER DIODES

SOD-523 SURFACE MOUNT SILICON ZENER DIODES

● Features

- Low Zener Impedance
- Power Dissipation of 150mW
- High Stability and High Reliability
- Meets MSL level 1, per J-STD-020, LF maximum peak of 260°C

● Applications

Zener diode is generally used as reference voltage sources in regulated power supplies or as protective diode in overvoltage protection circuits.

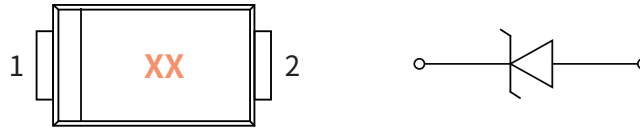

● Mechanical Data

- Case: SOD-523
Molding compound meets UL 94V-0 flammability rating, RoHS-compliant, halogen-free
- Terminals: Solder plated, solderable per MIL-STD-750, Method 2026
- Polarity: Cathode line denotes the cathode end

● Function Diagram

Zener Diode
2.4 to 43 Volts
Power Dissipation
150 Milliwatts

SOD-523

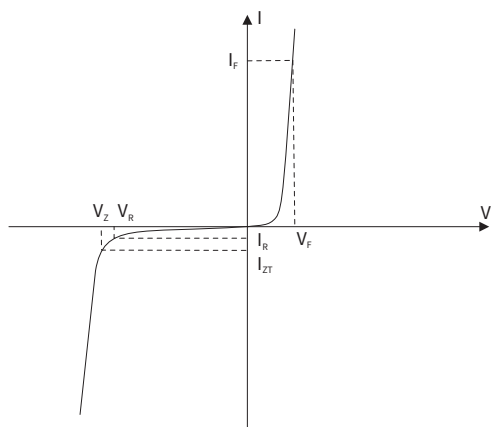


● Maximum Ratings (Ta=25°C Unless otherwise specified)

PARAMETER	SYMBOL	UNIT	VALUE
Power Dissipation	P_D	mW	150
Forward Voltage @ $I_F=10\text{mA}$	V_F	V	0.9
Storage Temperature	T_{stg}	°C	-55 ~ +150
Junction Temperature	T_J	°C	-55 ~ +150
Typical Thermal Resistance	$R_{\theta JA}$	°C /W	833

● Electrical Parameter

SYMBOL	PARAMETER
V_Z	Reverse zener voltage @ I_{ZT}
I_{ZT}	Reverse current
Z_{ZT}	Maximum Zener Impedance @ I_{ZT}
I_{ZK}	Reverse Current
Z_{ZK}	Maximum Zener Impedance @ I_{ZK}
I_R	Reverse leakage current @ V_R
V_R	Reverse voltage
I_F	Forward current
V_F	Forward voltage @ I_F



BZX584C2V4 THRU BZX584C43

SURFACE MOUNT ZENER DIODES



● Electrical Characteristics (Ta=25°C Unless otherwise noted)

Type Number	Marking	Nominal Zener Voltage				Zener Impedance			Leakage Current		Typical Temperature coefficient @ I _{ZTC} (mV/°C)		Admissible Zener Current
		V _Z (V)			I _{ZT}	Z _{ZT} @I _{ZT}	Z _{ZK} @I _{ZK}	I _{ZK}	I _R @V _R		Min.	Max.	
		Min.	Nom.	Max.	(mA)	(Ω)		(mA)	I _R (μA)	V _R (V)			I _{ZM} (mA)
BZX584C2V4	Z11	2.2	2.4	2.6	100	5	600	1.0	50	1.0	-3.5	0	5
BZX584C2V7	Z12	2.5	2.7	2.9	100	5	600	1.0	20	1.0	-3.5	0	5
BZX584C3V0	Z13	2.8	3.0	3.2	95	5	600	1.0	10	1.0	-3.5	0	5
BZX584C3V3	Z14	3.1	3.3	3.5	95	5	600	1.0	5	1.0	-3.5	0	5
BZX584C3V6	Z15	3.4	3.6	3.8	90	5	600	1.0	5	1.0	-3.5	0	5
BZX584C3V9	Z16	3.7	3.9	4.1	90	5	600	1.0	3	1.0	-3.5	0	5
BZX584C4V3	Z17	4.0	4.3	4.6	90	5	600	1.0	3	1.0	-3.5	0	5
BZX584C4V7	Z1	4.4	4.7	5.0	80	5	500	1.0	3	2.0	-2.7	0.2	5
BZX584C5V1	Z2	4.8	5.1	5.4	60	5	480	1.0	2	2.0	-2	1.2	5
BZX584C5V6	Z3	5.2	5.6	6.0	40	5	400	1.0	1	2.0	0.4	2.5	5
BZX584C6V2	Z4	5.8	6.2	6.6	10	5	150	1.0	3	4.0	1.2	3.7	5
BZX584C6V8	Z5	6.4	6.8	7.2	15	5	80	1.0	2	4.0	2.5	4.5	5
BZX584C7V5	Z6	7.0	7.5	7.9	15	5	80	1.0	1	5.0	3.2	5.3	5
BZX584C8V2	Z7	7.7	8.2	8.7	15	5	80	1.0	0.7	5.0	3.8	6.2	5
BZX584C9V1	Z8	8.5	9.1	9.6	15	5	100	1.0	0.5	6.0	4.5	7.0	5
BZX584C10	Z9	9.4	10	10.6	20	5	150	1.0	0.2	7.0	5.4	8.0	5
BZX584C11	Y1	10.4	11	11.6	20	5	150	1.0	0.1	8.0	6.0	9.0	5
BZX584C12	Y2	11.4	12	12.7	25	5	150	1.0	0.1	8.0	7.0	10.0	5
BZX584C13	Y3	12.4	13	14.1	30	5	170	1.0	0.1	8.0	9.2	11.0	5
BZX584C15	Y4	13.8	15	15.6	30	5	200	1.0	0.1	10.5	10.4	13.0	5
BZX584C16	Y5	15.3	16	17.1	40	5	200	1.0	0.1	11.2	12.4	14.0	5
BZX584C18	Y6	16.8	18	19.1	45	5	225	1.0	0.1	12.6	14.4	16.0	5
BZX584C20	Y7	18.8	20	21.2	55	5	225	1.0	0.1	14.0	16.4	18.0	5
BZX584C22	Y8	20.8	22	23.3	55	5	250	1.0	0.1	15.4	18.4	20.0	5
BZX584C24	Y9	22.8	24	25.6	70	5	250	1.0	0.1	16.8	21.4	22.0	5
BZX584C27	Y10	25.1	27	28.9	80	2	300	0.5	0.1	18.9	24.4	25.3	2
BZX584C30	Y11	28	30	32	80	2	300	0.5	0.1	21.0	27.4	29.4	2
BZX584C33	Y12	31	33	35	80	2	325	0.5	0.1	23.1	30.4	33.4	2
BZX584C36	Y13	34	36	38	90	2	350	0.5	0.1	25.2	33.4	37.4	2
BZX584C39	Y14	37	39	41	130	2	350	0.5	0.1	27.3	10.0	41.2	2
BZX584C43	Y15	40	43	46	100	2	700	1.0	0.1	32.0	10.0	12.0	5

BZX584C2V4 THRU BZX584C43

SURFACE MOUNT ZENER DIODES

● Ratings And Characteristics Curves (Ta=25°C Unless otherwise specified)

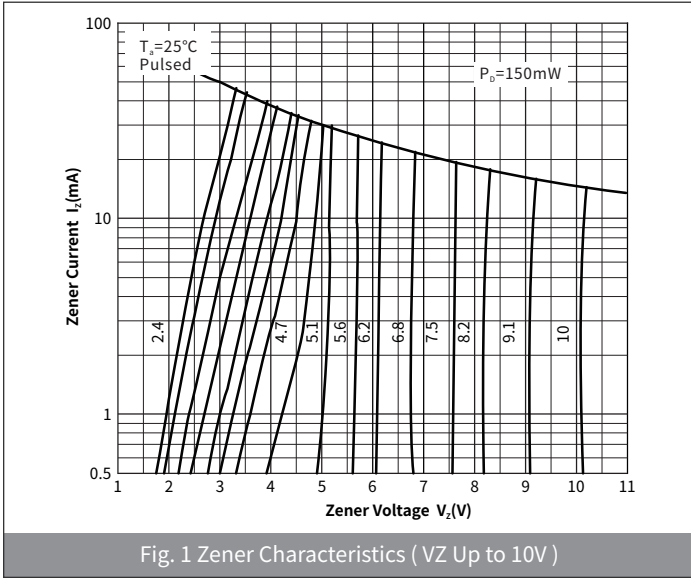


Fig. 1 Zener Characteristics (Vz Up to 10V)

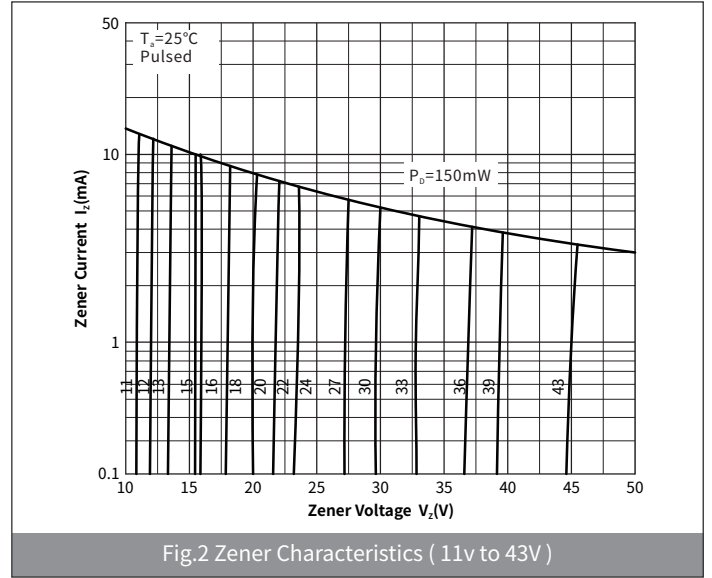


Fig.2 Zener Characteristics (11v to 43V)

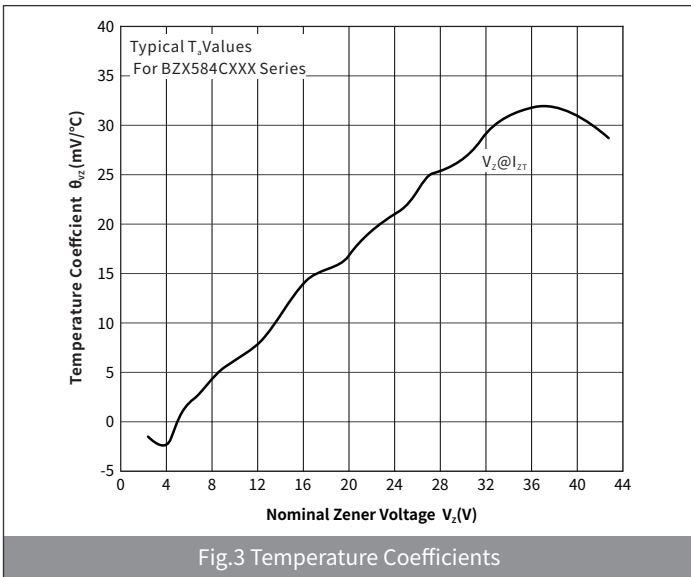


Fig.3 Temperature Coefficients

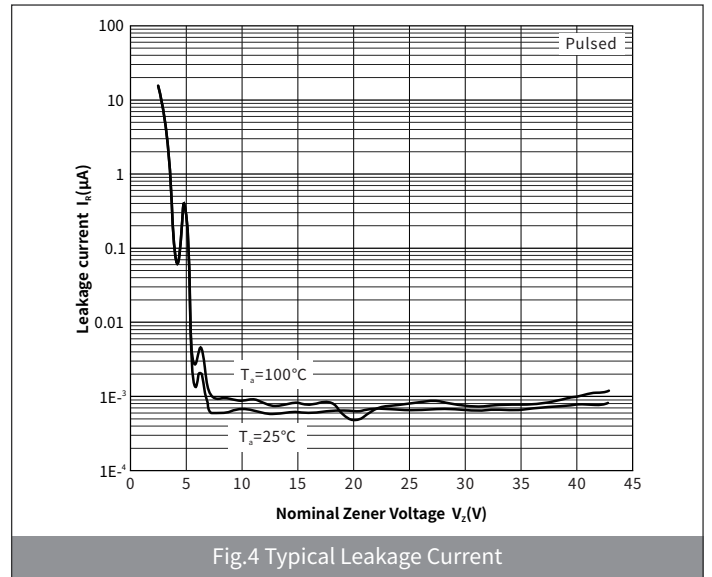


Fig.4 Typical Leakage Current

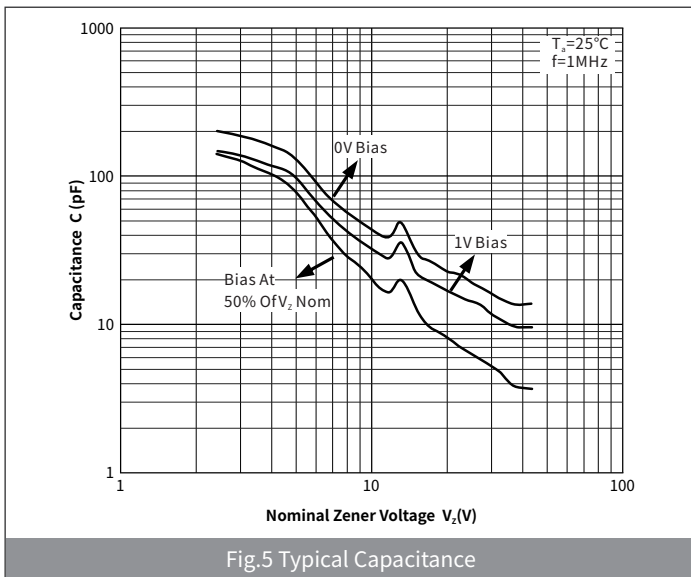


Fig.5 Typical Capacitance

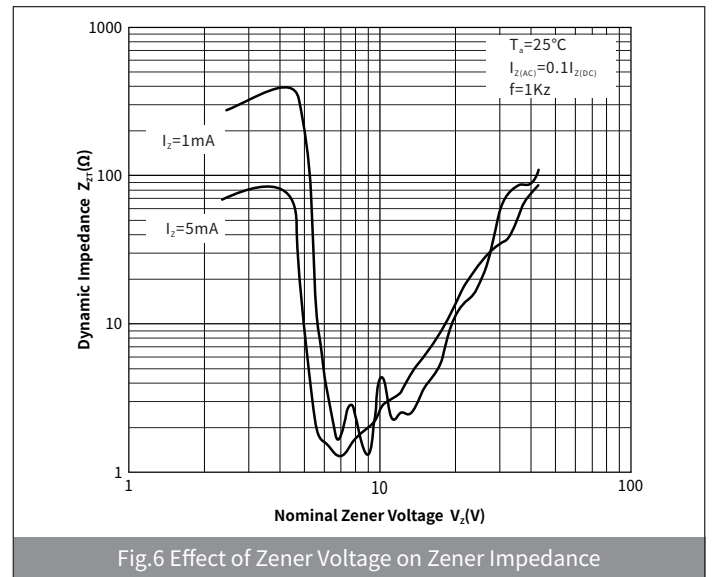


Fig.6 Effect of Zener Voltage on Zener Impedance

BZX584C2V4 THRU BZX584C43

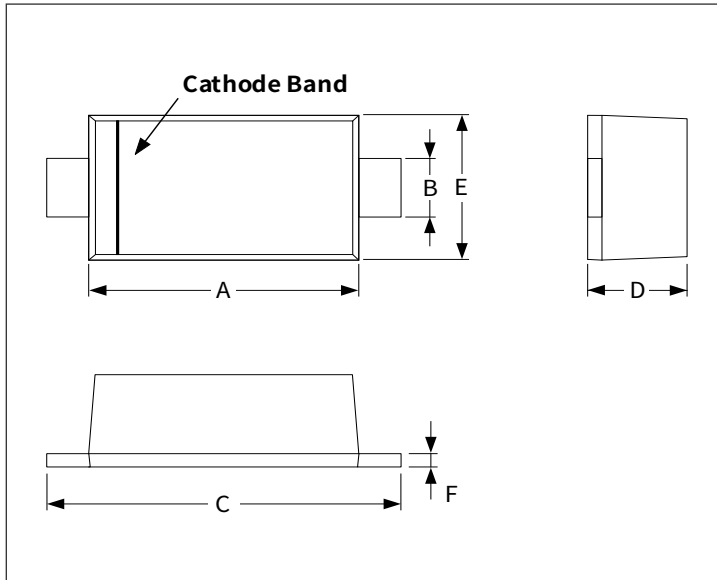
SURFACE MOUNT ZENER DIODES

● Ordering Information

PACKAGE	PACKAGE CODE	UNIT WEIGHT(g)	REEL(pcs)	BOX(pcs)	CARTON(pcs)	DELIVERY MODE
SOD-523	R1	0.002	3000	45000	180000	7"

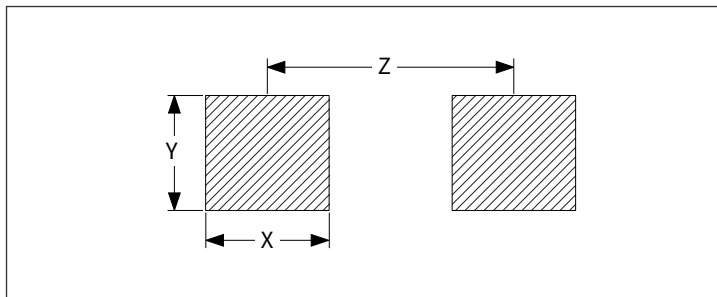
● Package Outline Dimensions (SOD-523)

Symbol	Dimensions			
	Millimeters		Inches	
	Min	Max	Min	Max
A	1.10	1.30	0.043	0.051
B	0.25	0.35	0.010	0.014
C	1.50	1.70	0.059	0.067
D	0.50	0.70	0.020	0.027
E	0.70	0.90	0.027	0.035
F	0.05	0.20	0.002	0.008



● Suggested Pad Layout

Symbol	Dimensions			
	Millimeters		Inches	
	Min.	Max.	Min.	Max.
X	0.55	0.65	0.022	0.026
Y	0.65	0.75	0.026	0.029
Z	1.37	1.47	0.054	0.058



X-ON Electronics

Largest Supplier of Electrical and Electronic Components

Click to view similar products for [Zener Diodes](#) category:

Click to view products by [hongjiacheng](#) manufacturer:

Other Similar products are found below :

[RKZ13B2KG#P1](#) [DL5234B](#) [1N4682](#) [1N4693](#) [1N4732A](#) [1N4736A](#) [1N4750A](#) [1N4759ARL](#) [1N5241B](#) [1N5365B](#) [1N5369B](#) [1N747A](#)
[1N964B](#) [1N966B](#) [1N968B](#) [1N972B](#) [JANS1N4974US](#) [1N4692](#) [1N4702](#) [1N4704](#) [1N4711](#) [1N4714](#) [1N4745ARL](#) [1N4752ARL](#) [1N4760ARL](#)
[1N5221B](#) [1N5242BTR](#) [1N5350B](#) [1N5352B](#) [1N961BRR1](#) [1N964BRL](#) [RKZ5.1BKU#P6](#) [3SMAJ5946B-TP](#) [3SMAJ5950B-TP](#)
[MMSZ5230BQ-13-F](#) [MMSZ5232BQ-13-F](#) [BZX84C7V5](#) [3SMAJ5945B-TP](#) [3SMAJ5947B-TP](#) [3SMBJ5941B-TP](#) [DZ2S240M0L](#) [SMAZ27-](#)
[TP](#) [ZMM5224B-7](#) [RD16UM-T1-A](#) [RD39S-T1-A](#) [RD10S-T1-A](#) [CDZT2R5.6B](#) [1N4762A G](#) [Z1SMA18](#) [JANTX1N4553B](#)